



TRANSPORTATION RENEWAL PARTS  
**RED  
PHONE**  
(800) 458-0461  
(800) 362-0096 (in Pennsylvania)  
Call us toll-free for help or renewal parts.  
GENERAL ELECTRIC

# RENEWAL PARTS

GENERAL  ELECTRIC



# RENEWAL PARTS CATALOG

GEX-76

CAICO CHEMICAL DIVISION  
AMERICAN CYANAMID COMPANY

BOUND BROOK, N.J.

ONE 44-TON DIESEL-ELECTRIC LOCOMOTIVE

CLASS B-B-88/88-4GE-733

SERIAL NO.

28342

H. O. PENN = 1-452-1200

Locomotive #1      serial #28487

Diesels #3S 1184

3S 1186

Locomotive #2      Serial #28342

Diesels #3S 1968

#3S 1971

PLEASE SP

GENERAL  ELECTRIC

ERIE, P.A.

**RENEWAL-PARTS CATALOG NO.**

GEX-76

CALCO CHEMICAL DIVISION  
AMERICAN CYANAMID COMPANY  
BOUND BROOK, N.J.

Serial No.  
28342

Revised  
8-1-56

**PUBLICATION  
NUMBER**

TABLE OF CONTENTS AND EQUIPMENT LIST

MECHANICAL PARTS

Cab & trucks GEG-4886

ENGINE AND ACCESSORIES

Diesel engine, Caterpillar, Model D17000 GEG-3861

Exhaust silencer, Maxim No. 8, Model MU  
Maxim Silencer Co., Hartford, Conn.

Gages:

Oil pressure,  
Receiver unit, Cat. 6729122P1  
Sending unit, Cat. 6729122P2

Water temperature,  
Receiver unit, Cat. 6729121P1  
Sending unit, Cat. 6729121P2

Lubricating oil filter, Nugent No. 1280A, Size 4L GEG-4361

Oil cooler, Cat. 4717788P1

Radiator, Cat. 6753579P1

MOTOR AND GENERATOR

Traction motor, Model No. 5GE733J1 GEF-3265

Axle lining, adjacent to collar, Cat. 6732842G1 } AXLE LININGS BEARINGS  
Axle lining, adjacent to gear, Cat. 6732842G2 }

Gear unit, Model No. 7GA33C1 GEF-3264

Traction generator, Model No. 5GT555A1 GEF-2949

Exciter auxiliary generator, Model No. 5GMG140A1 GEF-2933

CONTROLLER AND REVERSER

Controller, Type 17KC63A1 GEF-3282

Operating handle, Cat. 8800465

Reverser, Type ME-78-C4 GEF-2510

RENEWAL-PARTS CATALOG NO.

GEX-76

CALCO CHEMICAL DIVISION  
AMERICAN CYANAMID COMPANY  
BOUND BROOK, N.J.

Serial No.  
28342

Revised  
8-1-56

PUBLICATION  
NUMBER

CONTACTORS AND INTERLOCKS

Auxiliary generator, Type 17CM15CC61 and	GEF-3211
Interlock, Type 17AF14K3	GEF-2791
Engine starting, Type 17CM12J17 and	GEF-3041
Interlock, Type 17AF14H9	GEF-2791
Exciter field, Type 17CM15CC61 and	GEF-3211
Interlock, Type 17AF14K1	GEF-2791
Field shunting, Type 17CM15HH60	GEF-2776
Field shunting, Type 17CM15HH60	GEF-2776
Interlock, Type 17AF14F2	GEF-2791
Field shunting, Type 17CM15HH60	GEF-2776
Interlock, Type 17AF14F3	GEF-2791
Line, Type 17CM12BE20 and	GEF-3120
Interlock, Type 17AF14H2	GEF-2791
Line, Type 17CM12BE20 and	GEF-3120
Interlock, Type 17AF14H4	GEF-2791

PANELS AND RESISTORS

Panels:

Exciter field, battery charging and  
Electric gages, Type 17FR23A1 with

(Specify Type & Conn. Diag. K-6725789)

- 1 Resistor unit, Cat. 2793981G31 - *EXCITER II*
- 1 Resistor unit, Cat. 2793985G27 - *AUX GEN II*
- 1 Resistor unit, Cat. 2793985G24 - *ENG TEMP OIL I & II*
- 1 Resistor unit, Cat. 2793985G21 - *EXCITER II*

Exciter field, battery charging, headlights & Heater fans,  
Type 17FR23B1 with

(Specify Type & Conn. Diag. K-6725790)

- 1 Resistor unit, Cat. 2793981G31 - *EXCITER FIELD I*
- 1 Resistor unit, Cat. 2793985G27 - *AUX GEN - I*
- 2 Resistor units, Cat. 2793985G26 - *HEADLIGHT - REAR SPARK*
- 1 Resistor unit, Cat. 2793985G21 - *EXCITER FIELD I*
- 1 Resistor unit, Cat. 2793985G28 - *HEATER*

Capacitor, Type 17FM20A1

Resistor:

Motor field shunting,

(Specify Type & Conn. Diag. K-6725721)

Box No.	Type	No. of Units	Unit Cat.No.
1	17EW101R2	1	42D6G394
2	17EW101R2	1	42D6G394
3	17EW101R2	1	42D6G394
4	17EW101R2	1	42D6G394

GEF-3153

**RENEWAL-PARTS CATALOG NO.**

GEX-76

CALCO CHEMICAL DIVISION  
 AMERICAN CYANAMID COMPANY  
 BOUND BROOK, N.J.

Serial No.  
 28342

Revised  
 8-1-56

**PUBLICATION  
 NUMBER**

RELAYS AND SWITCHES

Relays:  
 Field shunting, Type 17LC24C1 GEF-3048  
 Field shunting drop-out, Type 17LS8B3 GEF-3034  
 Reverse current, Type 17LC19D8 GEF-3425  
 Voltage control, Type 17LH13D6 and GEF-3030  
     Relay, Type 17LV23L26 GEF-2907  
 Time delay, Type 17LV30F6 GEF-3281

Switches:  
 Battery, DPST, 200 amp; 125-volt  
     Cat. TU-1101  
 Control, lights & heater, DP, Cat. TC-2228S  
 Engine starting, Type CE2943, Cat. 58X815  
     (Specify start No. 1 or No. 2)  
 Throttle, Type 17HE8D1 GEF-3072

AIR EQUIPMENT

	<u>N.Y.A.B.</u>	<u>W.A.B.</u>	
	<u>Pc.No.</u>	<u>Pc.No.</u>	
<u>Operating Equipment:</u>			
K-14-F brake valve	N-5452	521414	GEG-4236
10 in. by 12 in. equalizing reservoir	N-3426	99574	
Main & equalizing reservoir air gage	N-4300	71672	
Brake pipe & brake cylinder air gage	N-4301	71671	
Feed valve with pipe bracket (Set at 70-90 lbs.)	N-1471	84192	GEG-4246
Reducing valve, (Set at 70 lbs.)	N-1469	84432	GEG-4245
6 KR distributing valve	N-5453	522149	GEG-4260
1 in. cutout cock	N-3090	2135	GEG-4290
Combined strainer & check valve	53-DC	24898	GEG-4235
3/8 in. cutout cock	117-SC	22459	GEG-4290
3/4 in. cutout cock	N-3083	99081	GEG-4290
3/4 in. centrifugal dirt collector	N-1214	77573	GEG-4248
<u>Brake Pipe Equipment:</u>			
1 1/4 in. by 1 1/4 in. Angle cock	N-3445	502526	GEG-4290
1 3/8 in. by 22 in. hose with FP-5 coupling and 1 1/4 in. nipple	N- <del>1727</del> 7365	87101	GEG-4300
"F" dummy coupling	HC-420	20806	

GASKET

HC-5137 - 563952  
 PKG OF 50



RENEWAL-PARTS CATALOG NO.

GEX-76

CALCO CHEMICAL DIVISION  
 AMERICAN CYANAMID COMPANY  
 BOUND BROOK, N.J.

Serial No.  
 28342

Revised  
 8-1-56

PUBLICATION  
 NUMBER

MISCELLANEOUS EQUIPMENT (Cont'd)

Cables:

318 ft. 450/24 AWG, SI-58219, motor & engine starting  
 162 ft. 37/24 AWG, SI-58219, generator field &  
 battery charging

150 ft. 19/27 AWG, SI-58219, control  
 780 ft. No. 16 AWG, Packard Spec. 54022-R

Cable connector, Cat. 2710334 GEE-168

Circuit breaker, 15 amp, 125-volts, Cat. 154X25

Connection board, Type 17BC2D1 GEE-826

Fire extinguisher, Buffalo Fire Appliance Co's.  
 Super CTC, 1 1/2 Qt.

Fuses:

4 amp 250 volts, Cat. GE1455 *1 EACH COMPARTMENT*  
 35 amp 250 volts, Cat. GE1467 *1 EACH COMPARTMENT*  
 60 amp 250 volts, Cat. GE1472 *- FRONT COMPARTMENT ONLY*

Fuse cutouts:

Cat. 36803, battery & auxiliary generator  
 Cat. 189666, auxiliary generator field

Headlight, Pyle National, Type C-620-GN GEG-3870

Lamps:

250 watts, 60 volts, P-25 bulb, C-5 filament with *HEADLIGHT*  
 medium screw base and 3 in. LCL  
 25 watts, 70 volts, A-19 bulb, Mazda "B" *CONTROL PANEL & CAB LIGHT*  
 inside frosted with medium screw base

Plug receptacle, Pyle National MRFA-1

Tools:

Pinion pullers, & gages, Cat. 4729566G1  
 Wrenches for fluted socket head cap screws  
 Cat. 89X419 for 5/16 in. screw (Tee)  
 Cat. 98X100 for No. 10 screw (Offset)  
 Cat. 98X101 for 1/4 in. screw (Offset)  
 Spanner wrench, Cat. 260513  
 Valve gage, Cat. 1499733

GEG-5035

Valves:

Bell ringer, King No. 14  
 Cab heater, 3/4 Globe valve, Cat. 279X84  
 Sander, King No. 29

GEG-3881

GEG-3882

Voltmeter, battery, Cat. A701AW

Water heater, Puritan Model No. 406-C

GEG-3885

RENEWAL-PARTS CATALOG NO.

GEX-76

CALCO CHEMICAL DIVISION  
AMERICAN CYANAMID COMPANY  
BOUND BROOK, N.J.

Serial No.  
28342

Revised  
8-1-56

PUBLICATION  
NUMBER

MISCELLANEOUS EQUIPMENT (Cont'd)

Window Wipers:

C.A. Sprague Devices, Standard "Air Push"

GEG-3887

18 in. arm, 14 in. blade, with 70 degree sweep  
(For end window)

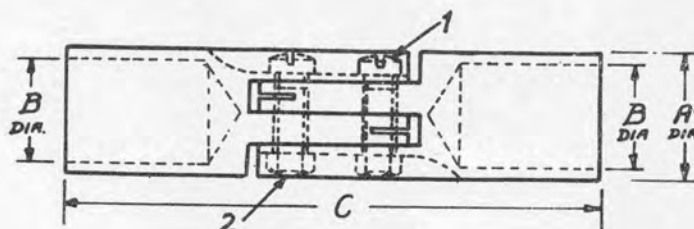
11 in. arm, 14 in. blade with 90 degree sweep  
(For end door)

1/8 in. needle valve, Cat. 600X56

Sun visor, Cat. 8861307AC



**\*GEE-168 C**



Connector with screws and nuts	Ref.No. 1	Ref.No. 2	Pivot	Dimension in Inches			Cable Size
	Screw	Nut		A	B	C	
	Catalog Number			A	B	C	
4703298	-----	-----	415974	3/4	1/2	5	175/24 to 325/24 inc.
2710334	11D801	11D800	-----	1	5/8	4 3/4	275/24 to 450/24 inc.
11D798	11D801	11D800	-----	1	13/16	4 3/4	450/24 to 650/24 inc.
11D802	11D805	11D804	-----	1 1/4	1	5 5/8	775/24 to 1100/24 inc.
11D775	11D778	11D777	-----	1 1/2	1 3/16	6	1325/24 to 1600/24 inc.
11D806	11D809	11D808	-----	1 7/8	1 1/2	7 1/2	1925/24 to 2750/24 inc.

When ordering renewal parts, give quantity of each item required, catalog number, and description.

**\*GEE-168 C**

CABLE CONNECTORS FOR TRANSPORTATION CONTROL EQUIPMENT APPARATUS

JUNE, 1938  
Filing No. B9160


NOTE:-Data subject to change without notice.

\*Supersedes GEE-168B.

**GENERAL ELECTRIC**  
SCHENECTADY, N.Y.

# RENEWAL PARTS

## TYPE 17BC2A1, -B1, -C1, AND -D1 CONNECTION BOARDS



Ref. No.	No. Req. for Type 17BC2-				Cat.No.	Description
	A1	B1	C1	D1		
1	1				4702666	Connection block
1		1			4708625	Connection block
1			1		4708626	Connection block
1				1	4712141	Connection block
2	7				4731833P15	Screw fastening terminals to block (10-32)
2		10	12		70X38	Screw fastening terminals to block (10-32)
2				6	4765696P26	Screw fastening terminals to block (10-32)
3	14	20	24	12	410567	Terminal, left-hand
4	14	20	24	12	434048	Terminal, right-hand
5	28	40	48		151175	Nut (10-32)
5				12	145996	Nut (10-32)
	14	30	36	12	150279	Plain washer for No. 10 screw
	14	30	36	12	54X441	Lock washer for No. 10 screw
	A1	B1	C1	D1		

When ordering renewal parts, give quantity, catalog number, description of each item required, and complete nameplate reading.

1-57 (2C)

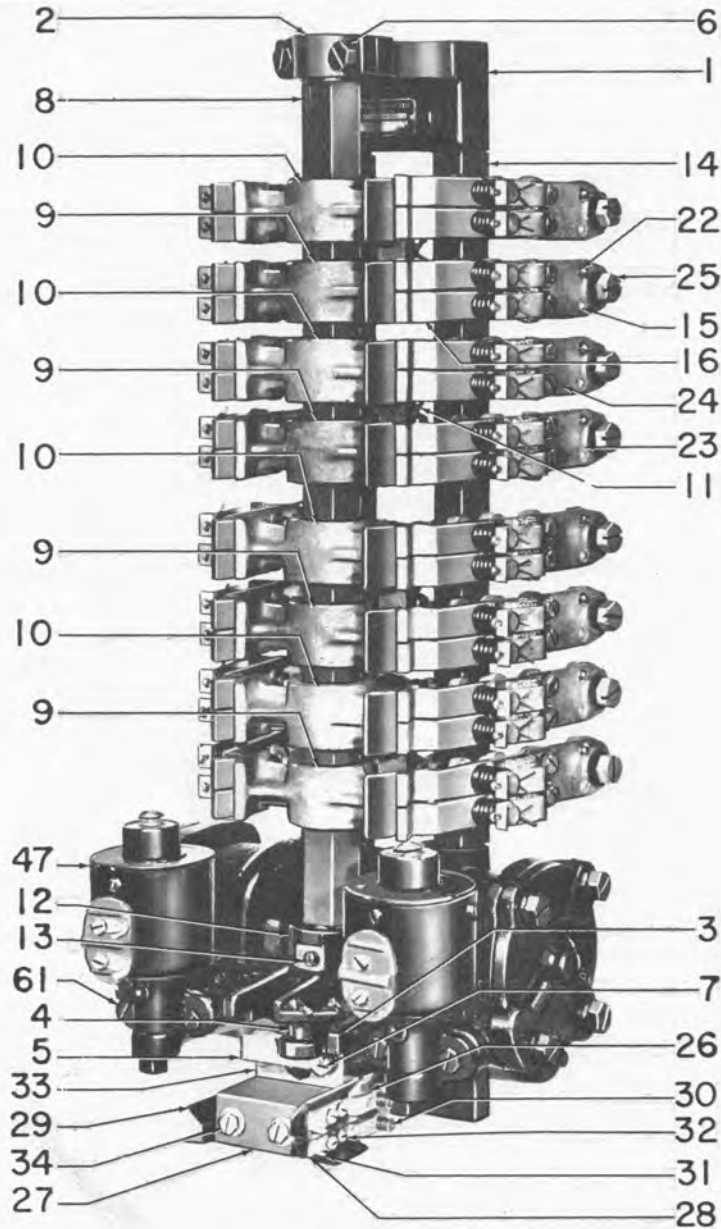
# GENERAL ELECTRIC

# RENEWAL PARTS



## TYPE ME-78 REVERSER

Forms †C1, †C2, †C3, †C4, †C5, AC1, AC2, AC3, AC4 and AC5



(PHOTO 5000461)

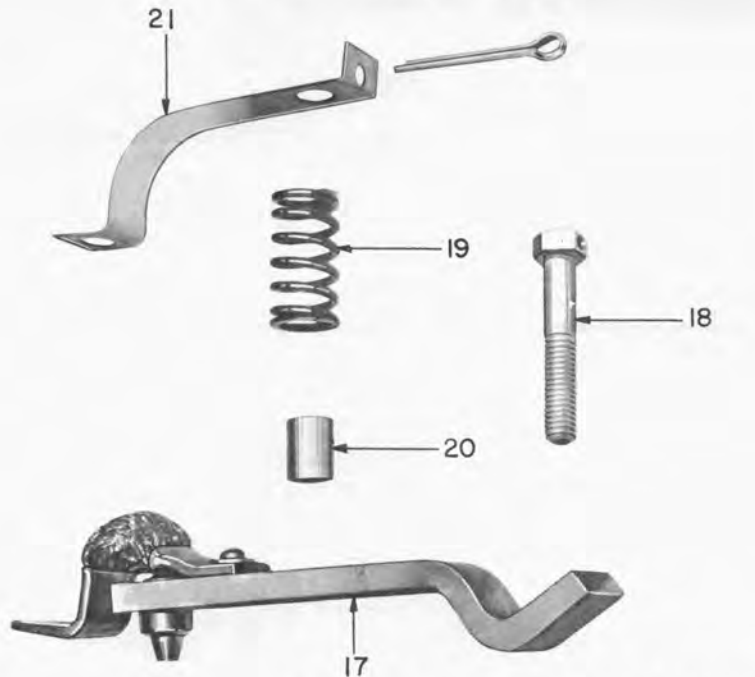
Type ME-78-C4 reverser

† The Type ME-78-C Reverser may be changed to the Type ME-78-AC by ordering and installing a set of piston packing modernization parts consisting of piston adapter, piston packing, follower, gaskets, lock washers, nuts, cotter pins, escutcheon pins and nameplate.

When ordering renewal parts, give quantity, catalog number, description of each item required, and complete nameplate reading.



**TYPE ME-78 REVERSER**



**Ref. no. 16**  
**Reverse contact finger**

(PHOTO 823571)

**NOTE:-** The Type ME-78-C Reverser may be changed to the Type ME-78-AC by ordering and installing a set of piston packing modernization parts consisting of piston adapter, piston packing, follower, gaskets, lock washers, nuts, cotter pins, escutcheon pins and nameplate.

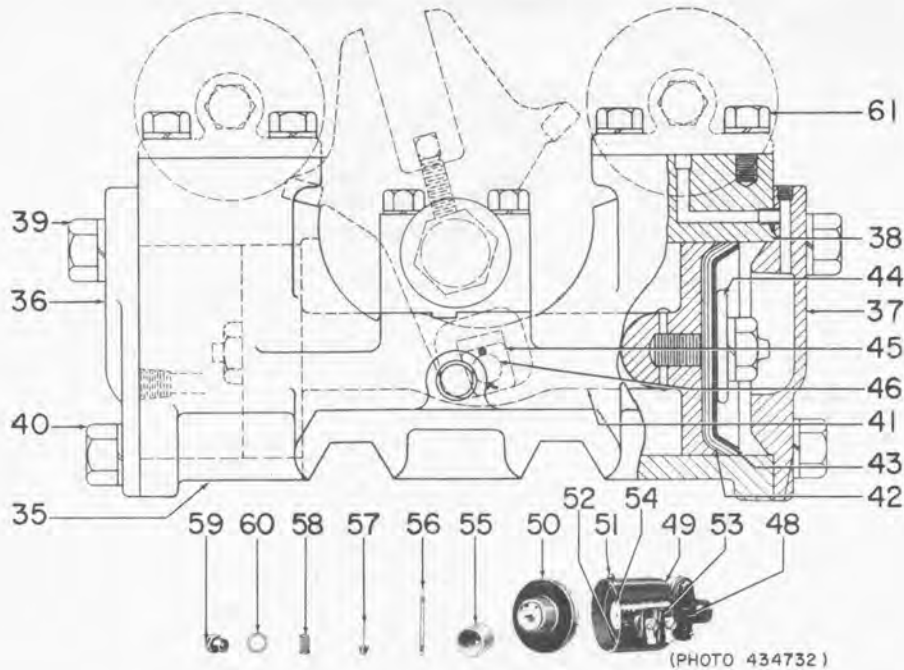
**EXAMPLE:-** The Type ME-78-C1 may be changed to Type ME-78-AC1 by ordering and installing Cat. No. 9960255G321.

Type	May Be Changed to Type	Packing Modernization Kit Catalog Number
ME-78-C1	ME-78-AC1	9960255G321
ME-78-C2	ME-78-AC2	9960255G322
ME-78-C3	ME-78-AC3	9960255G323
ME-78-C4	ME-78-AC4	9960255G324
ME-78-C5	ME-78-AC5	9960255G325

Ref. No.	Number Required for Type ME-78-		Catalog Number	Description
	C	AC		
1	1	1	2137597P1	Bearing support
2	1	1	1829482G6	Upper bearing with bushing for cylinder shaft
3	1	1	4754551	Lower bearing for cylinder shaft with bushing and locking device for cylinder
	2	2	227X7	Bushing for bearings (Chrysler Corp., Cat. No. AA-1214-3)
4	1	1	2403704	Locking pin
5	1	1	2403702	Handle for locking pin
	1	1	2403703	Latch pin for handle
	1	1	2766784	Compression spring for latch pin
6	2	2	N22P25036B	Bolt fastening upper bearing to support, 3/8 in. -16, 2 1/4 in. hex. hd.
7	2	2	N22P25048B	Bolt fastening lower bearing to air cylinder, 3/8 in. -16, 3 in. hex. hd.
	1	1	2743702G2	Cylinder with shaft and operating crank
8	1	1	2743702P18	Insulated hexagonal shaft
9	4	4	2139497P1	Cylinder body, 1st, 3rd, 5th, or 7th from air cylinder end
10	4	4	2139497P2	Cylinder casting, 2nd, 4th, 6th, or 8th from air cylinder end
	16	16	N22P25028B	Clamping bolt for cylinder casting, 3/8 in. -16, 1 3/4 in. hex. hd.

# TYPE ME-78 REVERSER

GEF-2510D



**Air cylinder, ref. no. 35 and magnet valve, ref. no. 47**

Ref. No.	Number Required for Type ME-78-		Catalog Number	Description
	C	AC		
11	4	4	1437225	Insulation spacer between cylinder castings
	8	8	N51P16010B	Screw fastening spacer to casting, 10-32, 5/8 in. f. h.
12	1	1	2137590P3	Operating crank for cylinder
13	1	1	N72P2516	Set screw for operating crank, 3/8 in. -16, 1 in. sq. hd., cup pnt.
	1	1	6706035	Locking plate for set screw
	1	1	N37P16006B	Screw fastening locking plate to crank, 10-32, 3/8 in. r. h.
	1	1	2743806G1	Finger support with finger bases and contact fingers, right-hand
	1	1	2743806G2	Finger support with finger bases and contact fingers, left-hand
14	2	2	2743806P2	Insulated finger support
15	16	16	31D244P1	Finger base
	16	16	N26P23032B	Clamping bolt for finger base, 5/16 in. -18, 2 in. hex. hd. sl.
16	32	32	4749597G2	Reverse contact finger with shunt, spring and guide pin
17	32	32	6701912	Reverse contact finger with shunt
18	32	32	6711746	†Guide pin for contact finger, hexagonal head screw type
18	32	32	2427897	†Guide pin for contact finger, stud type
19	32	32	6724909	†Compression spring for screw type guide pin
19	32	32	2411274	†Compression spring for stud type guide pin
	32	32	1459265	Spring seat for stud type guide pin compression spring
20	32	32	11D46	Sleeve for guide pin
21	32	32	6712638	Locking plate for guide pin
22	16	16	2407724	Dowel screw
23	16	16	2710400	Connection plate for contact finger and terminal
24	32	32	N26P23014B	Bolt fastening connection plate and finger shunt to finger base, 5/16 in. -18, 7/8 in. hex. hd. sl.
	Δ	Δ	11D649	Punched copper tube cable terminal (0.586 in. cable hole)
	Δ	Δ	11D650	Punched copper tube cable terminal (0.669 in. cable hole)
	Δ	Δ	4702785	Punched copper tube cable terminal (0.776 in. cable hole)
	Δ	Δ	4702830	Punched copper tube cable terminal (0.881 in. cable hole)
	Δ	Δ	4702832	Punched copper tube cable terminal (0.944 in. cable hole)

† Two designs of reverse contact fingers have been furnished for the above reversers. The first design, which will no longer be furnished, had a stud type of guide pin. The second design has hexagonal head screw type of guide pin. The two designs of complete fingers are interchangeable but the guide pin and compression spring are not.

Δ Quantity variable.

**TYPE ME-78 REVERSER**

Ref. No.	Number Required for Type ME-78-		Catalog Number	Description
	C	AC		
25	16	16	N22P29020B	Bolt fastening terminal to finger base, 1/2 in. -13, 1 1/4 in. hex. hd.
26	1	1	2728604G1	Interlock cylinder with contact segments
	1	1	4754262	Cylinder body
	1	1	4704188	Contact segment
	2	2	4704195	Filler segment
	5	5	N51P12006B	Screw fastening segments to cylinder body, 6-40, 3/8 in. f. h.
27	1	1	4704193	Pin fastening interlock cylinder to shaft
	1	1	2728605G1	Interlock finger block with contact fingers
28	3	3	4704194	Finger block
29	3	3	4704190	Finger base
29	3	3	2705935	Insulation barrier for finger base
	6	6	N132P1510B	Screw fastening finger base to block, Type A, 8-15, 5/8 in. f. h.
30	3	3	2705831	Contact finger
31	3	3	417591	Terminal for contact finger
32	6	6	N37P16008B	Screw fastening contact finger and terminal to finger base, 10-32, 1/2 in. r. h.
	1	1	4715216	Insulation shim between interlock finger block and support
33	1	1	4704192	Support for interlock finger block
34	2	2	N26P21036B	Bolt fastening finger block to support, 1/4 in. -20, 2 1/4 in. hex. hd. sl.
	1	1	257963	Air cylinder
35	1	1	2137589G9	Cylinder head, left-hand
36	1	1	2137589G10	Cylinder head, right-hand
37	2	2	1482832	Air port bushing for cylinder and cylinder head
	4	4	1486402	Air port bushing for cylinder and magnet valve
38	2	2	1451211	Gasket for cylinder head
	2	2	N22P29024B	Bolt fastening cylinder head to cylinder, 1/2 in. -13, 1 1/2 in. hex. hd.
39	2	2	N22P29020B	Bolt fastening cylinder head to cylinder, 1/2 in. -13, 1 1/4 in. hex. hd.
	6	6	N22P29020B	Bolt fastening cylinder head to cylinder, 1/2 in. -13, 1 1/4 in. hex. hd.
40	1	-	261173	Piston with packings and followers
41	-	1	922X88	Piston with packings and followers
42	2	-	1404050	Packing for piston
42	-	2	8813883	Packing for piston
43	2	-	1404054	Retainer for packing
44	2	-	1400159	Follower for piston
44	-	2	8814715	Follower for piston
45	1	1	2406474	Sliding block for operating crank
46	1	1	6721901AFP29	Pivot pin for sliding block
46	2	2	1401951	Gasket between magnet valve and air cylinder
	2	2	N22P25014B	Bolt fastening magnet valve to air cylinder, 3/8 in. -16, 7/8 in. hex. hd.

NOTE:- The last number in the nameplate rating is the magnet valve number.

EXAMPLE:- Type ME-78-C1 requires Type 17MV37A12 Magnet Valve.

Ref. No. 47 - §MAGNET VALVE - 2 Required

Magnet Valve Number	†Magnet Valve First Design Catalog Number	‡Magnet Valve Second Design Type	πMagnet Valve Third Design Type
1	259320	17MV28A4	17MV37A12
2	205157	17MV28A3	17MV37A1
3	20X611	17MV28A2	17MV37A1
4	203855	17MV28A2	17MV37A1
5	109X96	-----	17MV37A8

§ The above device has been furnished with several different Types of Magnet Valves. Customer must check Magnet Valve stamping for correct Type for which Renewal Parts are required.

† For parts see the following listing.

‡ For parts see GEG-7986.

π For parts see GEG-9918.

**†PARTS OF MAGNET VALVES**

Catalog Numbers 259320, 205157, 20X611, 203855, and 109X96

NOTE:- These magnet valves will no longer be furnished as a unit.

Ref. No.	Catalog Number	No. Re-quired	Description
48	203856	2	Magnet valve body with valve seat
	193565	2	Valve seat (air port must be drilled after assembly)
49	1404097	2	Magnet coil housing
50	2440254	2	Cover for magnet coil housing with bushing and operating pin
51	4731833P4	8	Screw fastening cover to housing
52	206449	2	Magnet coil, for Cat. No. 259320 (Magnet Valve No. 1)
52	205158	2	Magnet coil, for Cat. No. 205157 (Magnet Valve No. 2)
52	203962	2	Magnet coil, for Cat. No. 20X611 (Magnet Valve No. 3)
52	203798	2	Magnet coil, for Cat. No. 203855 (Magnet Valve No. 4)
52	4739498	2	Magnet coil for Cat. No. 109X96 (Magnet Valve No. 5)
	2431106	2	Insulation washer between housing and coil
	4731834P8	4	Connection screw for magnet coil
53	1431116	2	Insulation block for connection screws
54	1419780	2	Magnet core
	N71PC1606	2	Set screw for magnet core, 10-32, 3/8 in. headless, cone ppt.
55	1415914	2	Armature
56	1416765	2	Valve stem
57	1416763	2	Valve
58	170634	2	Compression spring for valve
59	1416772	2	Cap plug
60	499960	2	Gasket for cap plug

NOTE:- The following items are steel unless otherwise specified.

Catalog Number	Description	Catalog Number	Description
<b>PLAIN WASHERS</b>		<b>LOCK WASHERS</b>	
N402P9B	For No. 10 screw	N405P39P	For No. 10 screw
N402P11B	For 1/4 in. bolt	N405P41P	For 1/4 in. bolt
N402P12B	For 5/16 in. bolt	N405P42P	For 5/16 in. bolt
N402P13B	For 3/8 in. bolt	N405P43P	For 3/8 in. bolt
84X301	For 1/2 in. bolt	N405P45P	For 1/2 in. bolt
<b>NUTS</b>		<b>COTTER PINS</b>	
N210P16B	10-32 hex.	N503P910B	3/32 in. by 5/8 in.
N203P23B	5/16 in. -18 hex. std.	N503P1208B	1/8 in. by 1/2 in.
N203P25B	3/8 in. -16 hex. std.	N503P1212B	1/8 in. by 3/4 in.
N203P29B	1/2 in. -13 hex. std.	N503P1220B	1/8 in. by 1 1/4 in.
N213P29B	1/2 in. -13 hex. jam		

## TYPE ME-78 REVERSER

## INDEX OF CATALOG NUMBERS

Catalog identifications in this index are arranged in order, reading from *left to right*, first alphabetically according to the prefix letter or letters, if used, and second numerically.

In this index all numbers with a letter prefix will precede those without prefixes.

The number of letters or digits does not affect placement in the table, thus A1999999 will precede A2, and ZZ9999999 will precede Cat. No. 1 (number without a prefix). Letters take precedence over numbers so that Cat. No. 26F1 will precede Cat. No. 261.

Catalog Number	Page	Catalog Number	Page	Catalog Number	Page	Catalog Number	Page
N132P1510B	4	N71PC1606	5	206449	5	4702785	3
N203P23B	5	N72P2516	3	2137589G10	4	4702830	3
N203P25B	5	109X96	4	2137589G9	4	4702832	3
N203P29B	5	11D46	3	2137590P3	3	4704188	4
N210P16B	5	11D649	3	2137597P1	2	4704190	4
N213P29B	5	11D650	3	2139497P1	2	4704192	4
N22P25014B	4	1400159	4	2139497P2	2	4704193	4
N22P25028B	2	1401951	4	227X7	2	4704194	4
N22P25036B	2	1404050	4	2403702	2	4704195	4
N22P25048B	2	1404054	4	2403703	2	4715216	4
N22P29020B	4	1404097	5	2403704	2	4731833P4	5
N22P29024B	4	1415914	5	2406474	4	4731834P8	5
N26P21036B	4	1416763	5	2407724	3	4739498	5
N26P23014B	3	1416765	5	2411274	3	4749597G2	3
N26P23032B	3	1416772	5	2427897	3	4754262	4
N37P16006B	3	1419780	5	2431106	5	4754551	2
N37P16008B	4	1431116	5	2440254	5	499960	5
N402P11B	5	1437225	3	257963	4	6701912	3
N402P12B	5	1451211	4	259320	4	6706035	3
N402P13B	5	1459265	3	261173	4	6711746	3
N402P9B	5	1482832	4	2705831	4	6712638	3
N405P39P	5	1486402	4	2705935	4	6721901AFP29	4
N405P41P	5	170634	5	2710400	3	6724909	3
N405P42P	5	1829482G6	2	2728604G1	4	84X301	5
N405P43P	5	193565	5	2728605G1	4	8813883	4
N405P45P	5	20X611	4	2743702G2	2	8814715	4
N503P1208B	5	203798	5	2743806G1	3	922X88	4
N503P1212B	5	203855	4	2743806G2	3	9960255G321	2
N503P1220B	5	203856	5	2743806P2	3	9960255G322	2
N503P910B	5	203962	5	2766784	2	9960255G323	2
N51P12006B	4	205157	4	31D244P1	3	9960255G324	2
N51P16010B	3	205158	5	417591	4	9960255G325	2





# GENERAL ELECTRIC APPARATUS SALES OFFICES

## Ready to Assist You with Your Problems

Abilene, Texas.....	472 Cedar St.	Flint 2, Mich.....	653 S. Saginaw St.	Oakland 12, Calif.....	409 Thirteenth St.
Akron 13, Ohio.....	P.O. Box 5278	Fort Wayne 6, Ind.....	3606 So. Calhoun St.	Oklahoma City 2, Okla.....	119 N. Robinson St.
	665 West Market St.	Fort Worth 2, Tex.....	408 W. Seventh St.	Omaha 2, Nebr.....	409 S. Seventeenth St.
Albany 3, N. Y.....	8 Colvin Ave.	Fort Worth, Tex.....	P.O. Box 9218, Avia. & Def.,	Pasco, Wash.....	P.O. Box 971, 824 W. Lewis St.
Albuquerque, N. Mex.....	323 Third St., S.W.		6100 Camp Bowie Blvd.	Peoria 2, Ill.....	309 Jefferson Bldg.
Alexandria, La.....	720 Murray St.	Fresno 1, Calif.....	407 Patterson Bldg.	Philadelphia 2, Pa.....	3 Penn Center Plaza
Allentown, Pa.....	1132 Hamilton St.		Tulare and Fulton St.	Phoenix, Ariz.....	P.O. Box 4037, 220 Luhrs Tower
Amarillo, Texas.....	Amarillo Bldg.	Grand Rapids 2, Mich.....	425 Cherry St., S.E.	Pittsburgh 22, Pa.....	The Oliver Bldg., Mellon Sq.
Appleton, Wis.....	510 W. College Ave.	Greensboro, N. C.....	P.O. Box 1162	Portland 7, Ore.....	P.O. Box 909
Atlanta 2, Ga.....	P.O. Box 4659		301 S. Elm St.		2929 N.W. 29th Ave.
	1860 Peachtree Rd., N.W.	Greenville, S. C.....	P.O. Box 1408	Providence 3, R. I.....	Industrial Nat'l Bank Bldg.
Augusta, Me.....	152 State St.		108 W. Washington St.	Raleigh, N. C.....	P.O. Box 2507, 16 W. Martin St.
Baltimore 1, Md.....	111 Park Ave.	Gulfport, Miss.....	207 Jo-Fran Bldg.	Reading, Pa.....	31 N. Sixth St.
Bangor, Me.....	P.O. Box 778, 77 Central St.	Hagerstown, Md.....	P.O. Box 477	Richmond 17, Va.....	P.O. Box 2188
Baton Rouge 6, La.....	3170 Florida Blvd.		Professional Arts Bldg.		700 E. Franklin St.
Battle Creek, Mich.....	607 Security Nat'l Bank Bldg.	Hartford 5, Conn.....	764 Asylum Ave.	Riverside, Calif.....	3570 Ninth St.
Beaumont, Texas.....	P.O. Box 2870	Houston 1, Texas.....	1312 Live Oak St.	Roanoke 5, Va.....	P.O. Box 871
	1385 Calder Ave.	Indianapolis 8, Ind.....	3750 N. Meridian St.		920 S. Jefferson St.
Billings, Mont.....	Rm. 816, 303 No. Broadway	Jackson, Mich.....	120 W. Michigan Ave.	Rochester 4, N. Y.....	89 E. Ave.
Binghamton, N. Y.....	P.O. Box 931	Jackson 1, Miss.....	203 W. Capitol St.	Rockford, Ill.....	110 S. First St.
	19 Chenango St.	Jacksonville 2, Fla.....	Station G—Box 48	Rutland, Vt.....	38½ Center St.
Birmingham 2, Ala.....	P.O. Box 2602	Johnstown, Pa.....	700 E. Union St.	Sacramento 14, Calif.....	626 Forum Bldg.
	1804 Seventh Ave., N.	Joplin, Mo.....	841 Oak St.	Saginaw, Mich.....	Second National Bank Bldg.
Bismarck, N. Dak.....	418 Rosser Ave.		P.O. Box 948	St. Louis 1, Mo.....	818 Olive St.
Bluefield, W. Va.....	P.O. Box 980	Kalamazoo, Michigan.....	220½ W. Fourth St.	Salt Lake City 10, Utah.....	P.O. Box 779
	704 Bland St., Appalachian Bldg.		P.O. Box 447		200 S. Main St.
Boise, Idaho.....	1524 Idaho St.		927 South Burdick St.	San Antonio 5, Texas.....	434 So. Main Ave.
Boston 1, Mass.....	140 Federal St.	Kansas City 5, Mo.....	106 W. Fourteenth St.	San Bernardino-Rialto, Calif.....	P.O. Box 387
Buffalo 2, N. Y.....	625 Delaware Ave.	Knoxville 16, Tenn.....	1301 Hannah Ave., N.W.		337 N. Riverside Ave.
Butte, Mont.....	P.O. Box 836, 103 N. Wyoming St.	Lake Charles, La.....	P.O. Box 5212	San Diego 1, Calif.....	P.O. Box 1222
Canton 4, Ohio.....	1226 Market Ave., N.		422 Seventh St.		1240 Seventh Ave.
Cedar Rapids, Iowa.....	210 Second St., S.E.	Lansing 8, Mich.....	814 Michigan National Tower	San Francisco 6, Calif.....	235 Montgomery St.
Charleston 28, W. Va.....	P.O. Box 2313	Lexington, Ky.....	402 First National Bank Bldg.	Savannah, Ga.....	40 East Bay St.
	306 MacCorkle Ave., S.E.	Lincoln 8, Nebr.....	Sharpe Bldg., 206 S. 13th St.	Seattle 11, Wash.....	P.O. Box 1858
Charlotte 1, N. C.....	P.O. Box 1285	Little Rock, Ark.....	103 W. Capitol Ave.		710 Second Ave.
	112 S. Tryon St.	Los Angeles 54, Calif.....	212 N. Vignes St.	Seattle 8, Wash.....	Avia. & Def., 220 Dawson St.
Chattanooga 2, Tenn.....	832 Georgia Ave.	Los Angeles 5, Calif.....	Avia. & Def.,	Shreveport, La.....	206 Beck Bldg.
Chicago 80, Ill.....	840 S. Canal St.		3325 Wilshire Blvd.	Sioux City 13, Iowa.....	572 Orpheum Electric Bldg.
Cincinnati 6, Ohio.....	2621 Victory Pkwy.	Louisville 2, Ky.....	455 S. Fourth St.	South Bend 1, Ind.....	112 W. Jefferson Blvd.
Cleveland 4, Ohio.....	4966 Woodland Ave.	Lubbock, Texas.....	P.O. Box 1464	Spokane 4, Wash.....	S. 162 Post St.
Columbia 1, S. C.....	P.O. Box 1434, 1226 Bull St.		3302 Avenue "A"	Springfield, Ill.....	607 E. Adams St.
Columbus 15, Ohio.....	40 S. Third St.	Macon, Ga.....	P.O. Box 1506, 682 Cherry St.	Springfield 3, Mass.....	1387 Main St.
Corpus Christi, Texas.....	205 N. Chaparral	Manchester, N. H.....	1662 Elm St.	Stockton, Calif.....	11 So. San Joaquin St.
Dallas 2, Texas.....	1801 N. Lamar St.	Medford, Ore.....	P.O. Box 1349, 107 E. Main St.	Syracuse 1, N. Y.....	P.O. Box 1021, 3532 James St.
Davenport-Bettendorf, Iowa.....	P.O. Box 630	Memphis 3, Tenn.....	8 N. Third St.	Tacoma 1, Wash.....	P.O. Box 1485
	1039 State St.	Miami 32, Fla.....	25 S.E. Second Ave.		1216 Washington Bldg.
Dayton 2, Ohio.....	11 W. Monument Bldg.	Midwest City, Okla.....	P.O. Box 5867	Tampa 1, Fla.....	P.O. Box 3092, 1206 North A St.
Dayton 19, Ohio, Avia. & Def.....	2600 Far Hills Ave.		Avia. & Def., 207 Post Office Bldg.	Toledo 4, Ohio.....	420 Madison Ave.
Denver 1, Colo.....	P.O. Box 2331	Milwaukee 3, Wisc.....	940 W. St. Paul Ave.	Trenton 8, N. J.....	214 E. Hanover St.
	650 Seventeenth St.	Minneapolis 3, Minn.....	12 S. Sixth St.	Tucson, Ariz.....	P.O. Box 710, 650 N. Sixth Ave.
Des Moines 12, Iowa.....	2116 W. Grand Ave.	Mobile, Ala.....	704 Government St.	Tulsa 3, Okla.....	320 S. Boston Ave.
Detroit 2, Mich.....	700 Antoinette St.	Nashville 3, Tenn.....	1717 W. End Building	Utica 2, N. Y.....	258 Genesee St.
Duluth 2, Minn.....	14 W. Superior St.	Newark 2, N. J.....	520 Broad St.	Washington 5, D. C.....	777—14th St., N.W.
El Paso, Texas.....	215 No. Stanton	New Haven 6, Conn.....	129 Church St.	Waterloo, Iowa.....	206 W. 4th St.
Erie 2, Pa.....	1001 State St.	New Orleans 12, La.....	837 Gravier St.	Wenatchee, Wash.....	P.O. Box 676
Eugene, Ore.....	P.O. Box 352, 1170 Pearl St.	Newport News, Va.....	P.O. Box 238, Warwick St.		328 N. Wenatchee Ave.
Evansville 5, Ind.....	P.O. Box 157		311 Main St.	Wheeling, W. Va.....	40 Fourteenth St.
	312 N.W. Seventh St.	New York 22, N. Y.....	570 Lexington Ave.	Wichita 2, Kan.....	200 E. First St.
Fairmont, W. Va.....	P.O. Box 1626	New York.....	Avia. & Def., Fed. Bldg.	Williamston, N. C., P.O. Box 748, 115 E. Main St.	
	310 Jacobs Bldg.		International Airport, Jamaica 30, N. Y.	Worcester 5, Mass.....	288 Grove St.
Fergus Falls, Minn.....	P.O. Box 197	Niagara Falls, N. Y.....	P.O. Box 715, 44 Fall St.	York, Pa.....	56 N. Harrison St.
	108 N. Court Ave.			Youngstown 7, Ohio.....	272 E. Indianola Ave.
Hawaii: American Factors, Ltd., P.O. Box 3230, Honolulu 1					
				Canada: Canadian General Electric Company, Ltd., Toronto	

# GENERAL ELECTRIC SERVICE SHOPS

WHEN YOU NEED SERVICE . . . These G-E service shops will repair, recondition, and rebuild your electric apparatus. The facilities are available day and night, seven days a week, for work in the shops or on your premises. Latest factory methods and genuine G-E renewal

parts are used to maintain peak performance of your equipment. For full information about these services, contact your nearest service shop or sales office.

\* Denotes Aircraft Service Shops

Albany, N. Y.....	1097 Central Ave.	Corpus Christi, Texas.....	115 Busse St.	*Ontario, Calif.....	Ont. Int'l Airport
Allentown, Pa.....	668 E. Highland St.	Dallas, Texas.....	3202 Manor Way	Philadelphia 24, Pa.....	1040 E. Erie Ave.
Appleton, Wisc.....	Midway Industrial Area,	Denver, Colo.....	3353 Larimer St.	Pittsburgh 6, Pa.....	6519 Penn Ave.
	P.O. Box 83	Detroit 2, Mich.....	5950 Third Ave.	Portland 10, Oregon.....	2727 N.W. 29th St.
Atlanta—Chamblee, Ga.....	5035 Peachtree	Ft. Wayne, Ind.....	606 W. Superior St.	Richmond 24, Va.....	1403 Ingram Ave.
	Indus. Blvd.	Hialeah, Fla.....	1062 E. 28th St.	Roanoke 7, Va.....	115 Albermarle Ave., S.E.
*Arkansas City, Kan.....	P.O. Box 526	Houston 20, Texas.....	5534 Harvey Wilson Dr.	Sacramento, Calif.....	99 N. 17th St.
Baltimore 30, Md.....	920 E. Fort Ave.	Indianapolis 22, Ind.....	1740 W. Vermont St.	St. Louis 10, Mo.....	1115 East Rd.
Boston—Medford 55, Mass.....	3960 Mystic	Johnstown, Pa.....	841 Oak St.	Salt Lake City 4, Utah.....	301 S. Seventh W. St.
	Valley Pkwy.	Kansas City 20, Mo.....	3525 Gardner Ave.	San Francisco 3, Calif.....	1098 Harrison St.
Buffalo 11, N. Y.....	318 Urban St.	Los Angeles 1, Calif.....	6900 Stanford Ave.	Seattle 4, Wash.....	3422 First Ave., S.
Charleston 28, W. Va.....	306 MacCorkle Ave., S.E.	Louisville, Ky.....	3900 Critten Dr.	*Seattle 4, Wash.....	3422 First Ave., S.
Charlotte, N. C.....	2328 Thrift Rd.	Midland, Tex.....	3404 Bankhead Hwy.	Southington, Conn.....	45 Railroad Ave.
Chicago 32, Ill.....	4360 W. 47th St.	Milwaukee 3, Wisc.....	940 W. St. Paul Ave.	Spokane 3, Wash.....	S. 155 Sherman St.
Cincinnati 2, Ohio.....	444 W. Third St.	Minneapolis 12, Minn.....	2025 49th Ave., N.	Tampa 1, Fla.....	P.O. Box 1245
*Cincinnati 3, Ohio.....	956 E. Court St.	New Orleans, La.....	2815 N. Robertson St.	Toledo 4, Ohio.....	405 Dearborn St.
Cleveland 4, Ohio.....	4966 Woodland Ave.	New York—N. Bergen, N. J.....	6001 Tonnelle Ave.	York, Pa.....	54 N. Harrison St.
Columbus 23, Ohio.....	2128 Eakin Rd.	Oakland, Calif.....	1525 Peralta St.	Youngstown 7, Ohio.....	272 E. Indianola Ave.


LOCOMOTIVE AND CAR EQUIPMENT DEPARTMENT, GENERAL ELECTRIC COMPANY, ERIE, PA.

# RENEWAL PARTS

## TYPE 17CM15K, -BN, -DD, AND -HH CONTACTORS

NOTE: The last number in the nameplate rating is the coil number.

EXAMPLE: Type 17CM15K6 requires operating coil Cat. 2738570.



**Type 17CM15K Contactor**

Ref. No. 1 - OPERATING COILS - (1 Required)

Coil No.	Cat. No.	Coil No.	Cat. No.	Coil No.	Cat. No.	Coil No.	Cat. No.
5	‡2738516	11	‡2738101	55	4739333	77	4739477
6	‡2738570	13	‡2738613	60	4739370	81	4739486
9	‡2738589	25	‡2738573	75	4739475		

‡ See page 3 for table of new design operating coils

When ordering renewal parts, give quantity, catalog number, description of each item required, and complete nameplate reading.



## TYPE 17CM15 CONTACTORS

Ref. No.	No. Req. for Type 17CM15-				Cat. No.	Description
	K	DD	HH	BN		
	1	1	1		4710326	Rubber washer for operating coil
	2	2	2	2	256488	Screw fastening operating coil to magnet frame (6-40)
	1	1	1	1	6713726	Insulation between magnet frame and base
2	1	1	1	1	4768903AC	Magnet frame
3	1	1	1	1	4709833AA	Magnet core for operating coil
	1	1	1	1	112303	Screw for magnet core and frame (5/16 in.-18)
	2	2	2	2	46X820	Screw fastening magnet frame in position (1/4 in.-20)
4	1	1	1	1	4737858AB	Armature stop
	2	2	2	2	20X555	Screw fastening armature stop to magnet frame (1/4 in.-20)
5	1	1	1	1	6742072G1	Armature with spring bracket
6	1	1	1		4769764	Tension spring with plug, for armature
6				1	4731974	Tension spring with plug, for armature
7	1	1	1	1	6700342	Adjusting screw for tension spring (10-32)
8	1	1	1	1	4711038	Contact lever with bushing
	1	1	1	1	4750841	‡Bushing for contact lever
9	1	1	1	1	4709826	Hinge pin for contact lever
10	1	1	1	1	4769765	Compression spring for contact lever
10				1	8862945	Compression spring for contact lever
11	1	1	1	1	6721611G1	Flexible shunt for contact lever
12	1	1	1	1	20X555	Screw fastening flexible shunt and terminal to armature stop (1/4 in.-20)
13	2				4711042	Contact tip
13		2	2		4711041	Contact tip
13				2	8814397	Contact tip
14	2		2	2	46X820	Screw fastening contact tip and flexible shunt to contact lever or contact tip to stationary contact support (1/4 in.-20)
		2			91X85	Screw fastening contact tip and flexible shunt to contact lever or contact tip to stationary contact support (1/4 in.-20)
15	1	1	1	1	2735312G2	Stationary contact support and blowout coil
16	3	1	3	3	46X847	Screw fastening stationary contact support and blowout coil or terminal in position (1/4 in.-20)
17	1	1	1	1	2735364G1	Arc chute
	1	1	1	1	4711560	Core for blowout coil
	1	1	1	1	4711559	Insulation sleeve for blowout coil core
18	2	2	2	2	4711570	Insulation washer between blowout coil and arc chute
19	1	1	1	1	4759978	Hinge pin for arc chute
20	1		1	1	4711564	Mounting base
21	2		2	2	4711677	Punched copper tube cable terminal
22	2	2	2	2	410567	Terminal for operating coil
23	2	2	2	2	4731833P4	Screw fastening terminal to operating coil (10-32)
	K	DD	HH	BN		

Note: The following items are steel unless otherwise specified.

## PLAIN WASHERS

Cat. No.	Description
196351	For No. 6 screw
150279	For No. 10 screw
143974	For 1/4 in. screw

## LOCK WASHERS

Cat. No.	Description
54X595	For No. 6 screw
54X441	For No. 10 screw
71X749	For No. 10 screw, Shakeproof
30X562	For 1/4 in. screw
6X814	For 5/16 in. screw

## NUT

151175	10-32, hex. std, brass
--------	------------------------

## COTTER PIN

168996	1/16 in. by 3/8 in.
--------	---------------------

‡Bushing may be replaced by using burnishing tool Cat. No. 4735725P2.

TYPE 17CM15 CONTACTORS

Two designs of operating coils have been furnished for the Type 17CM15 Contactor. The first design of operating coil Fig. 1 has round spool flanges at both ends; the second design Fig. 2 has one round and one offset spool flange which provides for fastening to the contactor frame by using two 6-40, 3/8 in. r.h. screws Cat. No. 256488. This design prevents breaking connections by the turning of the operating coil.

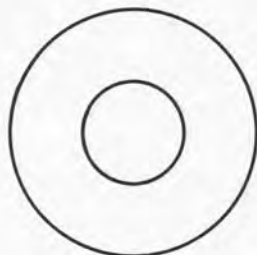


Fig. 1

PBA-76760

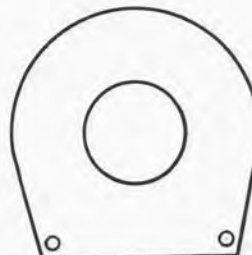
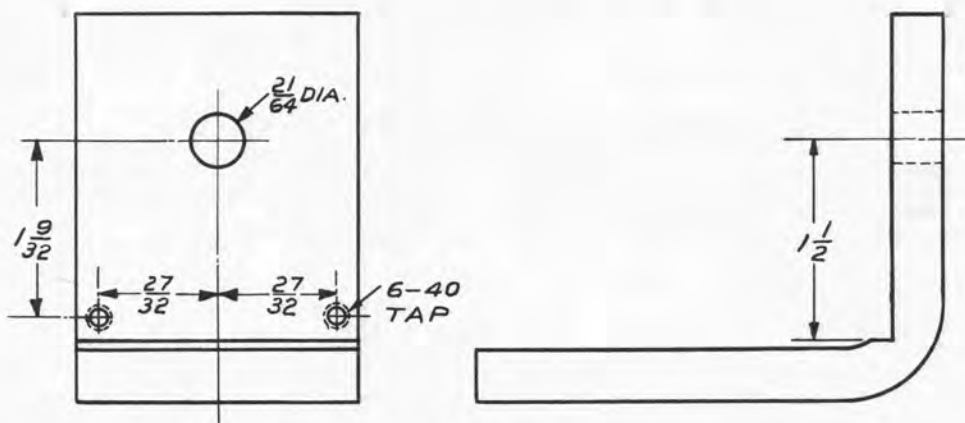


Fig. 2

Operating Coils listed in this table are interchangeable, except that the contactor frame must be machined in accordance with Fig. 3 before the operating coils of the second design can be applied. The rubber washer used with operating coils of the first design Fig. 1 are not required for the second design Fig. 2.

Operating Coil	Cat. No.
Fig. 1 Design	Fig. 2 Design
2738101	4739333
2738516	4739401
2738570	4739333
2738573	4739370
2738589	4739316
2738613	4739318



PBA-76761

Fig. 3

1. Remove partial radius in bend of frame as shown
2. Drill and tap frame locating two tapped holes from the center of the present 21/64 in. diam hole in frame.
3. Place new design coil retainer furnished with coil between core body and coil spool with long end inside coil and short end under core head.

# GENERAL ELECTRIC APPARATUS SALES OFFICES

READY TO ASSIST YOU . . . When You Have Electrical Problems . . . Need Further Information . . . Require Ordering Instructions

Abilene, Texas . . . . .	442 Cedar St.	Fergus Falls, Minn. . . . .	P.O. Box 197	New York 22, N. Y. . . . .	570 Lexington Ave.
Akron 13, Ohio . . . . .	P.O. Box 5278	Flint 2, Mich. . . . .	Rm. 4, Norby Bldg.	Niagara Falls, N. Y. . . . .	P.O. Box 715, 44 Falls St.
	665 West Market St.	Fort Wayne 6, Ind. . . . .	653 S. Saginaw St.	Oakland 12, Calif. . . . .	409 Thirteenth St.
Albany 3, N. Y. . . . .	8 Colvin Ave.	Fort Worth 2, Tex. . . . .	3606 So. Calhoun St.	Oak Ridge, Tenn. . . . .	253 Main St., E.
Albuquerque, N. Mex. . . . .	323 Third St., S.W.	Fresno 1, Calif. . . . .	408 W. Seventh St.	Oklahoma City 2, Okla. . . . .	119 N. Robinson St.
Alexandria, La. . . . .	720 Murray St.		407 Patterson Bldg.	Omaha 2, Nebr. . . . .	409 S. Seventeenth St.
Allentown, Pa. . . . .	732 North 16th St.		Tulare and Fulton St.	Orlando, Fla. . . . .	104 E. Gore Ave.
Amarillo, Texas . . . . .	Amarillo Bldg., 303 Polk St.	Grand Rapids 2, Mich. . . . .	425 Cherry St., S.E.	Pasco, Wash. . . . .	P.O. Box 971, 824 W. Lewis St.
Appleton, Wisc. . . . .	510 W. College Ave.	Greensboro, N. C. . . . .	P.O. Box 1162	Peoria, Ill. . . . .	2008 N.E. Perry Ave.
Atlanta 2, Ga. . . . .	1860 Peachtree Rd., N.W.		301 S. Elm St.	Philadelphia 2, Pa. . . . .	3 Penn Center Plaza
Augusta, Maine . . . . .	152 State St.	Greenville, S. C. . . . .	P.O. Box 1408	Phoenix, Ariz. . . . .	P.O. Box 4037, 220 Luhrs Tower
Baltimore 1, Md. . . . .	111 Park Ave.		108 W. Washington St.	Pittsburgh 22, Pa. . . . .	The Oliver Bldg., Mellon Sq.
Bangor, Maine . . . . .	P.O. Box 778, 77 Central St.	Gulfport, Miss. . . . .	207 Jo-Fran Bldg.	Portland 7, Ore. . . . .	P.O. Box 909
Baton Rouge 6, La. . . . .	3170 Florida Blvd.	Hagerstown, Md. . . . .	P.O. Box 477		2929 N.W. 29th Ave.
Battle Creek, Mich. . . . .	607 Security Nat'l Bank Bldg.		1095 Jefferson Blvd.	Providence 3, R. I. . . . .	Industrial Nat'l Bank Bldg.
Beaumont, Texas . . . . .	P.O. Box 2870	Hartford 5, Conn. . . . .	764 Asylum Ave.	Raleigh, N. C. . . . .	P.O. Box 2507, 16 W. Martin St.
	1385 Calder Ave.	Houston 27, Texas . . . . .	P.O. Box 22045	Reading, Pa. . . . .	31 N. Sixth St.
Billings, Mont. . . . .	Rm. 816, 303 No. Broadway	Indianapolis 8, Ind. . . . .	4219 Richmond Ave.	Richmond 17, Va. . . . .	P.O. Box 2188
Binghamton, N. Y. . . . .	P.O. Box 391	Jackson, Mich. . . . .	3750 N. Meridian St.		700 E. Franklin St.
	19 Chenango St.	Jackson 1, Miss. . . . .	120 W. Michigan Ave.	Roanoke 5, Va. . . . .	P.O. Box 871
Birmingham 2, Ala. . . . .	P.O. Box 2602	Jacksonville 6, Fla. . . . .	203 W. Capitol St.		920 S. Jefferson St.
	1804 Seventh Ave., N.		Station G—Box 48	Rochester 4, N. Y. . . . .	89 E. Ave.
Bismarck, N. Dak. . . . .	418 Rosser Ave.		1901 Hill St.	Rockford, Ill. . . . .	4223 East State St.
Bluefield, W. Va. . . . .	P.O. Box 980	Johnstown, Pa. . . . .	841 Oak St.	Rutland, Vt. . . . .	38 1/2 Center St.
	704 Bland St., Appalachian Bldg.	Joplin, Mo. . . . .	P.O. Box 948	Sacramento 14, Calif. . . . .	626 Forum Bldg.
Boise, Idaho . . . . .	1524 Idaho St.		220 1/2 W. Fourth St.	Saginaw, Mich. . . . .	Second National Bank Bldg.
Boston 1, Mass. . . . .	140 Federal St.	Kalamazoo, Mich. . . . .	P.O. Box 2004	St. Louis 1, Mo. . . . .	818 Olive St.
Buffalo 2, N. Y. . . . .	625 Delaware Ave.		927 South Burdick St.	Salt Lake City 10, Utah . . . . .	P.O. Box 779
Butte, Mont. . . . .	P.O. Box 836, 103 N. Wyoming St.	Kansas City 5, Mo. . . . .	106 W. Fourteenth St.		200 S. Main St.
Canton 4, Ohio . . . . .	1226 Market Ave., N.	Kingsport, Tenn. . . . .	P.O. Box 536, 322 Commerce St.	San Antonio 5, Texas . . . . .	434 So. Main Ave.
Cedar Rapids, Iowa . . . . .	210 Second St., S.E.	Knoxville 16, Tenn. . . . .	1301 Hannah Ave., N.W.	San Bernardino-Rialto, Calif. . . . .	P.O. Box 127
Charleston 28, W. Va. . . . .	P.O. Box 2313	Lake Charles, La. . . . .	P.O. Box 5212		337 N. Riverside Ave.
	306 MacCorkle Ave., S.E.		422 Seventh St.	San Diego 1, Calif. . . . .	P.O. Box 1222
Charlotte 1, N. C. . . . .	P.O. Box 1285	Lansing 8, Mich. . . . .	814 Michigan National Tower		1240 Seventh Ave.
	112 S. Tryon St.	Las Vegas, Nev. . . . .	Postal Annex Box 4156	San Francisco 6, Calif. . . . .	235 Montgomery St.
Chattanooga 2, Tenn. . . . .	832 Georgia Ave.	Lexington, Ky. . . . .	628 E. Main St.	Savannah, Ga. . . . .	40 East Bay St.
Chicago 80, Ill. . . . .	840 S. Canal St.	Little Rock, Ark. . . . .	103 W. Capitol Ave.	Seattle 11, Wash. . . . .	P.O. Box 1207
Cincinnati 6, Ohio . . . . .	2621 Victory Pkwy.	Los Angeles 54, Calif. . . . .	212 N. Vignes St.		710 Second Ave.
Cleveland 4, Ohio . . . . .	4966 Woodland Ave.		Mar. & Def	Seattle 4, Wash., Mar. & Def., . . . . .	550 W. Idaho St.
Columbia, S. C. . . . .	P.O. Box 1434, 1310 Lady St.		3325 Wilshire Blvd.	Shreveport, La. . . . .	206 Beck Bldg.
Columbus 15, Ohio . . . . .	395 East Broad St.	Louisville 2, Ky. . . . .	1216 Starks Bldg.	South Bend 1, Ind. . . . .	610 N. Michigan St.
Corpus Christi, Texas . . . . .	205 N. Chaparral	Lubbock, Texas . . . . .	P.O. Box 1464	Spokane 4, Wash. . . . .	S. 162 Post St.
Dallas 22, Texas . . . . .	P.O. Box 5821		3302 Avenue "A"	Springfield, Ill. . . . .	607 E. Adams St.
	8101 Stemmons Freeway	Macon, Ga. . . . .	P.O. Box 1506, 682 Cherry St.	Springfield 5, Mass. . . . .	120 Maple St.
Davenport—Bettendorf, Iowa . . . . .	P.O. Box 26	Manchester, N. H. . . . .	1662 Elm St.	Stockton, Calif. . . . .	2525 Pacific Ave.
	1039 State St.	Medford, Ore. . . . .	P.O. Box 1349, 107 E. Main St.	Syracuse 1, N. Y. . . . .	P.O. Box 1021, 3532 James St.
Dayton 2, Ohio . . . . .	11 W. Monument Bldg.	Memphis 4, Tenn. . . . .	P.O. Box 8367	Tampa 1, Fla. . . . .	P.O. Box 2409, 1206 North A St.
Denver 1, Colo. . . . .	P.O. Box 2331		19 South Cleveland	Toledo 4, Ohio . . . . .	420 Madison Ave.
	201 University Blvd.	Miami 32, Fla. . . . .	25 S.E. Second Ave.	Trenton 8, N. J. . . . .	214 E. Hanover St.
Des Moines 12, Iowa . . . . .	2116 W. Grand Ave.	Midwest City, Okla. . . . .	P.O. Box 5867	Tucson, Ariz. . . . .	P.O. Box 710, 650 N. Sixth Ave.
Detroit 2, Mich. . . . .	700 Antoinette St.		Mar. & Def., 207 Post Office Bldg.	Tulsa 3, Okla. . . . .	320 S. Boston Ave.
Duluth 2, Minn. . . . .	14 W. Superior St.	Milwaukee 3, Wisc. . . . .	940 W. St. Paul Ave.	Utica 2, N. Y. . . . .	258 Genesee St.
Elmira, N. Y. . . . .	Main & Woodlawn Aves.	Minneapolis 3, Minn. . . . .	12 S. Sixth St.	Washington 5, D. C. . . . .	777—14th St., N.W.
El Paso, Texas . . . . .	215 No. Stanton	Mobile, Ala. . . . .	704 Government St.	Wheeling, W. Va. . . . .	40 Fourteenth St.
Erie 2, Pa. . . . .	1001 State St.	Nashville 3, Tenn. . . . .	1717 W. End Building	Wichita 2, Kan. . . . .	200 E. First St.
Eugene, Ore. . . . .	P.O. Box 352, 1170 Pearl St.	Newark 2, N. J. . . . .	520 Broad St.	Worcester 5, Mass. . . . .	288 Grove St.
Evansville 5, Ind. . . . .	P.O. Box 157	New Haven 6, Conn. . . . .	129 Church St.	York, Pa. . . . .	56 N. Harrison St.
	312 N.W. Seventh St.	New Orleans 12, La. . . . .	837 Gravier St.	Youngstown 7, Ohio . . . . .	272 E. Indianola Ave.
Fairmont, W. Va. . . . .	P.O. Box 1626	Newport News, Va. . . . .	P.O. Box 1038		
	310 Jacobs Bldg.		311 Main St., Warwick, Va.		

Hawaii: American Factors, Ltd., P.O. Box 3230, Honolulu 1

Canada: Canadian General Electric Company, Ltd., Toronto

## GENERAL ELECTRIC SERVICE SHOPS

WHEN YOU NEED SERVICE . . . These G-E service shops will repair, recondition, and rebuild your electric apparatus. The facilities are available day and night, seven days a week, for work in the shops or on your premises. Latest factory methods and genuine G-E renewal

parts are used to maintain peak performance of your equipment. For full information about these services, contact your nearest service shop or sales office.

\* Denotes Aircraft Service Shops

Albany, N. Y. . . . .	1097 Central Ave.	Dallas, Texas . . . . .	3202 Manor Way	Oakland, Calif. . . . .	3400 Wood St.
Allentown, Pa. . . . .	668 E. Highland St.	Davenport, Iowa . . . . .	P.O. Box 630	*Ontario, Calif. . . . .	Ont. Int'l Airport
Appleton, Wisc. . . . .	Midway Industrial Area,		1039 State St.	Philadelphia 24, Pa. . . . .	1040 E. Erie Ave.
	County Trunk (P), P.O. Box 83	Denver, Colo. . . . .	3353 Larimer St.	Pittsburgh 6, Pa. . . . .	6519 Penn Ave.
Atlanta—Chamblee, Ga. . . . .	5035 Peachtree	Detroit 2, Mich. . . . .	5950 Third Ave.	Plantsville, Conn. . . . .	370 Atwater St.
	Indus. Blvd.	Ft. Wayne, Ind. . . . .	606 W. Superior St.	Portland 10, Ore. . . . .	2727 N.W. 29th Ave.
*Arkansas City, Kan. . . . .	P.O. Box 526	Hialeah, Fla. . . . .	1062 E. 28th St.	Richmond 24, Va. . . . .	1403 Ingram Ave.
Baltimore 30, Md. . . . .	920 E. Fort Ave.	Houston 20, Texas . . . . .	5534 Harvey Wilson Dr.	Roanoke 7, Va. . . . .	115 Albermarle Ave., S.E.
Birmingham, Ala. . . . .	7—18th St., S.W.	Indianapolis 22, Ind. . . . .	1740 W. Vermont St.	Sacramento, Calif. . . . .	99 N. 17th St.
Boston—Medford 55, Mass. . . . .	3960 Mystic	Johnstown, Pa. . . . .	841 Oak St.	St. Louis 10, Mo. . . . .	1115 East Rd.
	Valley Pkwy.	Kansas City 20, Mo. . . . .	3525 Gardner Ave.	Salt Lake City 4, Utah . . . . .	301 S. Seventh W. St.
Buffalo 11, N. Y. . . . .	318 Urban St.	Los Angeles 1, Calif. . . . .	6900 Stanford Ave.	San Francisco 3, Calif. . . . .	1098 Harrison St.
Charleston 28, W. Va. . . . .	306 MacCorkle Ave., S.E.	Louisville 9, Ky. . . . .	3900 Crittenden Dr.	Seattle 4, Wash. . . . .	3422 First Ave., S.
Charlotte 8, N. C. . . . .	2328 Thrift Rd.	Midland, Texas . . . . .	3404 Bankhead Hwy.	*Seattle 8, Wash. . . . .	220 Dawson St.
Chicago 32, Ill. . . . .	4360 W. 47th St.	Milwaukee 3, Wisc. . . . .	940 W. St. Paul Ave.	Spokane 3, Wash. . . . .	S. 155 Sherman St.
Cincinnati 2, Ohio . . . . .	444 W. Third St.	Minneapolis 12, Minn. . . . .	2025 49th Ave., N.	Tampa 1, Fla. . . . .	P.O. Box 1245
*Cincinnati 3, Ohio . . . . .	260 W. Mitchell Ave.	New Orleans, La. . . . .	2815 N. Robertson St.	Toledo 4, Ohio . . . . .	405 Dearborn Ave.
Cleveland 4, Ohio . . . . .	4966 Woodland Ave.	New York—N. Bergen, N. J. . . . .	6001 Tonnelle Ave.	York, Pa. . . . .	54 N. Harrison St.
Columbus 23, Ohio . . . . .	2128 Eakin Rd.	*New York—Linden, N. J. . . . .	1611 W. Elizabeth Ave.	Youngstown 7, Ohio . . . . .	272 E. Indianola Ave.
Corpus Christi, Texas . . . . .	115 Busse St.				

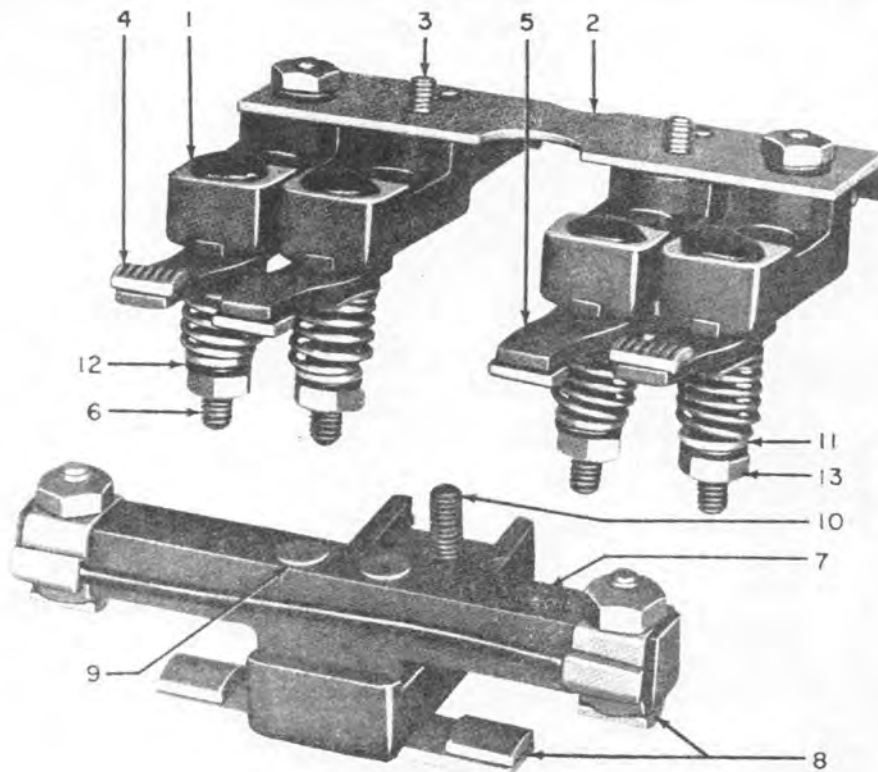
LOCOMOTIVE AND CAR EQUIPMENT DEPARTMENT, GENERAL ELECTRIC COMPANY, ERIE, PA.



# RENEWAL PARTS

## TYPE 17AF14 INTERLOCKS

Forms F1, F2, F3, F4, F9, F12, F18, F20, F21, F28, H1, H2, H3, H4, H5, H7, H8, H9, H10, H12, H13, H14, H15, H16, H17, H25, H26, H29, J1, J2, J3, J4, J5, J6, J7, J8, J9, J10, J22, J24, K1, K3, K5, K7, K9, K13, K15, K18, K23, K27, L2, L4, M3, M9, N1, N2, N9, R3, S2, S18, and V31.



Type 17AF14S18 interlock

Type 17AF14-	Ref. No. 2		Ref. No. 4		Ref. No. 5		Ref. No. 7		Ref. No. 8		Ref. No. 9	
	Cat. No.	No. Req.	Cat. No.	No. Req.	Cat. No.	No. Req.	Cat. No.	No. Req.	Cat. No.	No. Req.	Cat. No.	No. Req.
	Mounting Plate for Finger Supports		Contact Finger with Compression Spring		Contact Finger with Compression Spring		Movable Contact with Operating Arm and Contact Tips		Contact Tip for Movable Contact		Rivet Fastening Contact Tip in Position	
F1	6700793	1	6700314	2	-----	-	6700779	1	4709859	1	195X61	2
F2	6700793	1	-----	-	6700284	2	6700779	1	4709859	1	195X61	2
F3	4710777	1	6700314	2	6700284	2	6700777	1	4710497	2	195X66	2
F4	4710777	1	-----	-	6700284	4	6700778	1	4710497	2	195X67	2
F9	4710777	1	6700314	4	-----	-	6700778	1	4710497	2	195X67	2
F12	4710777	1	6700314	2	6700284	2	6702536	1	4710497	2	195X66	2
F18	4710777	1	6700314	2	6700284	2	8862390G2	1	†4709859	2	195X70	2
F20	4710777	1	-----	-	6700284	4	6700778	1	06714320	1	-----	-
									4710497	2	195X67	2

† Two holes  
 0 With screw

When ordering renewal parts, give quantity, catalog number, description of each item required, and complete nameplate reading.



**TYPE 17AF14 INTERLOCKS**

Type 17AF14-	Ref. No. 2		Ref. No. 4		Ref. No. 5		Ref. No. 7		Ref. No. 8		Ref. No. 9	
	Mounting Plate for Finger Supports		Contact Finger with Compression Spring		Contact Finger with Compression Spring		Movable Contact with Operating Arm and Contact Tips		Contact Tip for Movable Contact		Rivet Fastening Contact Tip in Position	
	Cat. No.	No. Req.	Cat. No.	No. Req.	Cat. No.	No. Req.	Cat. No.	No. Req.	Cat. No.	No. Req.	Cat. No.	No. Req.
F21	6703425	1	6700314	2	6700284	4	8860097G1	1	#4710497 †4709859	2 1	195X66 195X70	2 2
F28	6700793	1	-----	-	8860819G2	2	6700779	1	4709859	1	195X61	2
H1	4710410	1	6700314	2	-----	-	6701849	1	4709859	1	195X61	2
H2	4710410	1	-----	-	6700284	2	6701849	1	4709859	1	195X61	2
H3	4710452	1	6700314	2	6700284	2	6701850	1	4710497	2	195X66	2
H4	4710452	1	-----	-	6700284	4	6701998	1	4710497	2	195X67	2
H5	4711276	1	6700314 /6700316	1 1	6700284	3	6702000	1	4710497	3	195X66	3
H7	4712240	1	6700314	4	6700284	2	4735720G1	1	#4710497 †4709859	2 1	195X67 195X70	2 2
H8	4712240	1	6700314	2	6700284	4	4731514G1	1	#4710497 †4709859	2 1	195X59	4
H9	4710452	1	6700314	4	-----	-	6701998	1	4710497	2	195X67	2
H10	6700057	1	6700314 /6700316	3 1	6700284	3	4734203G1	1	#4710497 †4709859	3 1	195X66 197X59	1 4
H12	4710452	1	6700314	2	6700284	2	6702536	1	4710497	2	195X66	2
H13	4712240	1	6700314	2	6700284	4	8823753G1	1	#4710497 †4709859	2 1	197X67 195X34	2 2
H14	4711276	1	6700314	3	6700284	2	6703680	1	#4710497 †6703682	1 1	195X66	3
H15	4711276	1	6700314 /6700316	3 1	6700284	1	6702000	1	4710497	3	195X66	3
H16	4712240	1	6700314	6	-----	-	6721675G1	1	#4710497 †4709859	2 1	195X67 195X70	2 2
H17	4711276	1	6700314	3	6700284	2	6711153	1	#4710497 †6703682	1 1	195X66	3
H25	4712240	1	6700314	4	6700284	2	8862373G1	1	#4710497 †8810391	2 1	195X66 195X70	2 2
H26	4712240	1	6700314	2	6700284	4	4731514G2	1	#4710497 +8810393 †4709859	1 1 1	197X59	4
H29	4712240	1	6700314	2	6700284	4	8862749G1	1	#4710497 †8810391	2 1	195X61 195X70	2 2
J1	6700602	1	6700314	2	-----	-	6701849	1	4709859	1	195X61	2
J2	6700602	1	-----	-	6700284	2	6701849	1	4709859	1	195X61	2
J3	6700603	1	6700314	2	6700284	2	6701850	1	4710497	2	195X66	2
J4	6700603	1	-----	-	6700284	4	6701998	1	4710497	2	195X67	2
J5	6700637	1	6700314 /6700316	1 1	6700284	3	6702000	1	4710497	3	195X66	3
J6	6700637	1	6700314 /6700316	1 1	6700284	3	6716340	1	4710497	3	195X66	3
J7	6700636	1	6700314	4	6700284	2	4735720G1	1	#4710497 †4709859	2 1	195X67 195X70	2 2
J8	6700636	1	6700314	2	6700284	4	4731514G1	1	#4710497 †4709859	2 1	197X59	4
J9	6700603	1	6700314	4	-----	-	6701998	1	4710497	2	195X67	2
J10	6700635	1	6700314 /6700316	3 1	6700284	3	4734203G1	1	#4710497 †4709859	3 1	195X66 197X59	1 4
J22	6700637	1	6700314	2	6700284	3	8860661G1	1	#4710497 †6703682	1 1	195X66	3
J24	6700603	1	6700314	2	6700284	2	8862375G1	1	#4710497 +6700774	1 1	195X66 195X67	1 1
K1	6700793	1	6700314	2	-----	-	6702374	1	4709859	1	195X68	2
K3	4710777	1	6700314	2	6700284	2	6702372	1	4710497	2	195X66	2

/ Double contact  
# One hole  
† Two holes  
+ Raised tips



TYPE 17AF14 INTERLOCKS

GEF-2791F

Type 17AF14	Ref. No. 2		Ref. No. 4		Ref. No. 5		Ref. No. 7		Ref. No. 8		Ref. No. 9	
	Mounting Plate for Finger Supports		Contact Finger with Compression Spring		Contact Finger with Compression Spring		Movable Contact with Operating Arm and Contact Tips		Contact Tip for Movable Contact		Rivet Fastening Contact Tip in Position	
	Cat. No.	No. Req.	Cat. No.	No. Req.	Cat. No.	No. Req.	Cat. No.	No. Req.	Cat. No.	No. Req.	Cat. No.	No. Req.
K5	6700308	1	6700314 /6700316	1	6700284	3	6716420	1	4710497	3	195X66	3
K7	6703425	1	6700314	4	6700284	2	8827798G1	1	#4710497 ¶4709859	2 1	195X67 195X69	2 2
K9	4710777	1	6700314	4	-----	-	8802773	1	4710497	2	195X67	2
K13	6703425	1	6700314	2	6700284	4	4737374	1	#4710497 ¶4709859	2 1	195X66 195X71	2 2
K15	8803318	1	6700314 /6700316	3 1	6700284	1	8803319	1	4710497	3	195X66	3
K18	4710777	1	6700314	2	6700284	2	8862390G1	1	¶4709859 06714320	1 2	195X70 -----	2 -
K23	4710777	1	8860819G1	2	8860819G2	2	6702372	1	4710497	2	195X66	2
K27	4710777	1	6700314	2	8860819G2	2	6702372	1	4710497	2	195X66	2
L2	6700793	1	-----	-	6706332	2	6700779	1	4709859	1	195X61	2
L4	4710777	1	-----	-	6706332	4	6700778	1	4710497	2	195X67	2
M3	4710452	1	6700314AA	2	6700284AA	2	6701850	1	4710497	2	195X66	2
M9	4710452	1	6700314AA	4	-----	-	6701998	1	4710497	2	195X67	2
N1	6700793	1	6700314AA	2	-----	-	6700779	1	4709859	1	195X61	2
N2	6700793	1	-----	-	6700284AA	2	6700779	1	4709859	1	195X61	2
N9	4710777	1	6700314AA	4	-----	-	6700778	1	4710497	2	195X67	2
R3	4710777	1	6700314	2	6700284	2	6703121	1	4710497	2	195X66	2
S2	4710777	1	6700314	2	-----	-	6725326G2	1	06714320	2	-----	-
S18	4710777	1	6700314	2	6700284	2	6725326G1	1	¶6714322 06714320	1 2	197X59 -----	2 -
V31	4710777	1	6700314	2	6700284	2	6725326G3	1	¶6714322 06714320	1 2	195X34 -----	2 -

Ref. No.	Cat. No.	Description
1	8860652	ΔSupport for contact finger
	4712667	ΔInsulation for support
3	128616	ΔScrew fastening contact finger support in position (10-32, 5/8 in. r. h.)
3	133767	ΔScrew fastening contact finger support in position (10-32, 1/2 in. fill. h.)
6	6700283	ΔGuide for contact finger and compression spring (10-32, plain)
6	6700283AA	ΔGuide for contact finger and compression spring (10-32, chromium plated)
	6700285	ΔNut for guide (bottom)
	6703679	ΔShim between support and mounting plate, brass
	6712184	ΔShim between support and mounting plate, steel
	417591	ΔTinned copper terminal, straight
	434048	ΔTinned copper terminal, right-hand
	410567	ΔTinned copper terminal, left-hand
10	105136	ΔScrew for operating arm (10-32, 1/2 in. r. h.)
10	87X885	ΔScrew for operating arm (10-32, 1/2 in. fluted socket h.)
11	150279	ΔPlain washer for No. 10 screw
12	54X441	ΔLock washer for No. 10 screw
13	145996	ΔNut (10-32, hex. std)

- / Double contact
- # One hole
- ¶ Two holes
- Δ Quantity variable
- θ With screw
- + Raised tips

LOCOMOTIVE AND CAR EQUIPMENT DEPARTMENT

**GENERAL  ELECTRIC**

ERIE, PA.

11-64(2000)

5-66(2000)


PRINTED  
IN  
U. S. A.  
E

# RENEWAL PARTS




## TYPE 17LV23 RELAY

Forms ¶A, D, E, J, K, L, M, R, T, Y, AA, AC, and AD



(PHOTO 811402) Type 17LV23A relay



Type 17LV23D relay (PHOTO 814349)

NOTE: The last number in the nameplate rating is the coil number.

EXAMPLE: Type 17LV23A1 indicates that operating coil Cat. No. 2738597 is required.

Ref. No. 1 - OPERATING COILS - (1 Required)

Coil No.	Cat. No.	Coil No.	Cat. No.	Coil No.	Cat. No.	Coil No.	Cat. No.
1	2738597	3	2738594	6	2738687	8	2738794
2	2738656	5	2738744	7	2738767	12	4739154

¶ The Type 17LV23A Relay may be changed to Type 17LV23J, having an improved type of air brake contacts, by ordering a set of parts Cat. No. 4759735.

When ordering renewal parts, give quantity, catalog number, description of each item required, and complete nameplate reading.

**TYPE 17LV23 RELAY**

Ref. No. 1 - OPERATING COILS - (1 Required) (CONT'D)


Coil No.	Cat. No.	Coil No.	Cat. No.	Coil No.	Cat. No.	Coil No.	Cat. No.
13	4739164	21	4739245	29	4739293	37	4739480
14	4739165	22	4739246	30	4739303	38	4739409
16	2738596	24	4739267	33	4739375	39	4739409
17	4739204	25	4739268	34	4739376	40	8827064
18	4739217	26	4739271	35	4739443	41	9960905
19	4739236	27	4739272	36	4739409	42	9960944
20	4739244	28	4739273				

Ref. No.	Number Required for Type 17LV23-													Cat. No.	Description	
	†A	D	E	J	K	L	M	R	T	Y	AA	AC	AD			
		2													N37P16006B	Screw fastening terminal to operating coil, 10-32, 3/8 in. r. h.
					2										N37P16006B	Screw fastening terminal to operating coil, 10-32, 3/8 in. r. h. for Type 17LV23J2 and -J25 Relays only
					2										4731833P4	Screw fastening terminal to operating coil, for Type 17LV23J29 Relay only
		1													6702873	Spacer between operating coil and base
2	2		2	2	2	2	2	2	2	2	2	2			N44P16006B	Screw fastening operating coil to frame, 10-32, 3/8 in. fil. h.
		2													N44P16016B	Screw fastening operating coil to base, 10-32, 1 in. fil. h.
														1	9963061P1	Support for operating coil
														2	8817370	Spacer for coil support
														2	N37P16032B	Screw fastening support to frame, 10-32, 2 in. r. h.
3		1						1		1					4735772	Base
															6712030	Base
															6713240	Base
		1													8802702	Base
															6703228	Insulation shield for base
										1					6713241	Insulation shield for base
															8802703	Insulation shield for base
								2							4731833P12	Screw fastening terminal to base, 10-32
4			1												6703211	Mounting strap
						1									488A675G1	Mounting support with rubber bumper
5						1									6713978	Rubber bumper
						1									6711521	Support holding frame in position
															N51P14006B	Screw fastening mounting strap to frame support, 8-36, 3/8 in. f. h.
															152X49	†Vibration dampener with spacer
6						4									8823840	†Vibration dampener
						4									8803787	†Metal spacer for vibration dampener


† The Type 17LV23A Relay may be changed to Type 17LV23J, having an improved type of air break contacts, by ordering a set of parts Cat. No. 4759735.  
 † The Type 17LV23L Relays have been furnished with two different interchangeable designs of vibration dampener. The first design which will no longer be furnished was made of rubber. The second design is a steel spring. For a first replacement of the rubber vibration dampener Cat. 152X49 should be ordered. Thereafter the parts may be ordered separately.

TYPE 17LV23 RELAY

GEF-2907F



(PHOTO 815972) Type 17LV23J relay



Type 17LV23L relay (PHOTO 817288)

Ref. No.	Number Required for Type 17LV23-													Cat. No.	Description
	†A	D	E	J	K	L	M	R	T	Y	AA	AC	AD		
7						8								6711524	Insulation spacer for vibration dampener
8						2								N37P14024B	Screw fastening support to mounting strap, 8-36, 1 1/2 in. r. h.
9	1		1											4734784G1	Frame with coil guard
9		1												4758099	Frame with insulation
9				1	1		1	1	1		1	1	1	6742350P2	Frame
9						1								114X14	Frame with rubber bumper
9						1				1				6742350P1	Frame
						1								6713978	Rubber bumper for frame
		2							2					N26P21010B	Bolt fastening frame to base, 1/4 in. -20, 5/8 in. hex. h. sl.
								2						N37P21012B	Screw fastening frame to base, 1/4 in. -20, 3/4 in. r. h.
			2											N51P21008B	Screw fastening frame to mounting strap, 1/4 in. -20, 1/2 in. f. h.
	1		1	1	1	1	1	1	1	1	1	1	1	4715057	Fixed core for operating coil
		1												4714933	Fixed core for operating coil
			1	1	1	1	1	1	1	1	1	1	1	N51P16012B	Screw fastening fixed core to frame, 10-32, 3/4 in. f. h.
														N51P16014B	Screw fastening fixed core to frame, 10-32, 7/8 in. f. h.
10	1		1											4756997	Armature lever with bushings and core (balanced)
	†A	D	E	J	K	L	M	R	T	Y	AA	AC	AD		

† The Type 17LV23A Relay may be changed to Type 17LV23J, having an improved type of air break contacts, by ordering a set of parts Cat. No. 4759735.

TYPE 17LV23 RELAY

Ref. No.	Number Required for Type 17LV23-													Cat. No.	Description
	A	D	E	J	K	L	M	R	T	Y	AA	AC	AD		
10		1												4757000	Armature lever with bushings and core (balanced)
10				1				1						114X15	Armature lever with bushings, core, and contact bar
10					1							1		114X16	Armature lever with bushings, core, and contact bar
10						1		1	1				1	114X17	Armature lever with bushings, core, and contact bar (balanced)
10						1								143X68	Armature lever with bushings, core, and contact bar (balanced)
												1		164X78	Armature lever with bushings, core, and contact bar
	1		1											2744723G6	Armature lever with bushings (not balanced)
		1												2744723G2	Armature lever with bushings (not balanced)
				1	1	1	1	1	1	1	1	1	1	4746685G1	Armature lever with bushings (not balanced)
	2	2	2	2	2	2	2	2	2	2	2	2	2	4711227	Bushing for armature lever
11	1		1	1	1		1	1	1	1	1	1	1	4715969	Armature core, 1/4 in. -28
11		1												4714931	Armature core, 1/4 in. -28
11						1								8800506	Armature core, 1/4 in. -28
12					1							1		6703976	Contact bar with tips
12				1		1	1	1	1				1	6711522	Contact bar
12												1		487A730G1	Contact bar with contact tip
												2		8801399	Spacer for contact bar
13			2	2				2				2	2	4731833P6	Screw fastening contact bar to armature lever
13						2	2		2	2			2	4765697P6	Screw fastening contact bar to armature lever
14	1	1	1	1	1	1	1	1	1	1	1	1	1	6721901P20	Hinge pin for armature lever
15	1		1				1	1	1				1	4731907	Tension spring with plug for armature
15		1												4735901	Tension spring with plug for armature
15				1										4735944	Tension spring with plug for armature
15					1				1					6721257	Tension spring with plug for armature
15				1										4734976	Tension spring with plug for armature
15												1		8823832	Tension spring with plug for armature
16	1	1	1		1	1	1	1	1	1	1	1	1	4711454	Adjusting screw for tension spring, 10-32
16				1										4708775	Adjusting screw for tension spring, 10-32
17	1	1	1	1	1	1	1	1	1	1	1	1	1	6700258	Bracket for tension spring
						1				1				6712187	Spacer between bracket and frame
18	1	1	1											N44P16006B	Screw fastening spring bracket to frame, 10-32, 3/8 in. fil. h.
18				1	1	1	1	1	1	1	1	1	1	N37P16008B	Screw fastening spring bracket to frame, 10-32, 1/2 in. r. h.

† The Type 17LV23A Relay may be changed to Type 17LV23J, having an improved type of air break contacts, by ordering a set of parts Cat. No. 4759735.

TYPE 17LV23 RELAY

GEF-2907F

Ref. No.	Number Required for Type 17LV23-														Cat. No.	Description
	A	D	E	J	K	L	M	R	T	Y	AA	AC	AD			
19				1	1	1	1	1	1	1	1	1	1	4712374	Shunt with terminals for armature and frame	
20	1	2	2	3	3	3	3	3	3	3	3	3	3	N44P16006B	Screw fastening terminal to frame, 10-32, 3/8 in. fil. h.	
21	1													4711251	Vacuum contact tube	
22	1													4769786	Compression spring for vacuum contact tube	
23	1													4711217	Spring seat for compression spring	
24	1													4711221	Clamping plate for compression spring	
25	2													4765696P8	Screw fastening clamping plate to frame	
26	2													4765696P12	Screw fastening terminals to clamping plate	
27		1	1											6701986	Movable contact arm with support and shunt	
			1	1										N37P12004B	Screw for shunt, 6-40, 1/4 in. r. h.	
			1	1										N70PC1606	Set screw for movable contact arm, 10-32, 1/2 in. hex. soc. cone pnt.	
28		1												6702883	Supporting plate for contact posts	
28			1											6701993	Supporting plate for contact posts	
28				1	1			1	1		1	1		6703975	Supporting plate for contact posts	
28						1	1			1			1	6703975AC	Supporting plate for contact posts	
29		1	1	1	1			1	1		1	1		6701997	Large contact post	
29						1	1			1			1	6710863	Large contact post	
30		1	1	1	1			1	1		1	1		6701994	Small contact post	
30						1	1						1	6710862	Small contact post	
30										1				6715958	Small contact post	
31		1	1	1	1	1	1	1	1	1	1	1	1	6701996	Insulation block for large contact post	
32		2	2	2	2	2	2	2	2	2	2	2	2	N37P16026B	Screw fastening large contact post and supporting plate to frame, 10-32, 1 5/8 in. r. h.	
		2	2	2	2	2	2	2	2	2	2	2	2	9964850P62	Insulation tube for Cat. 54X260	
33		1	1											N37P16008B	Screw fastening small contact post to supporting plate, 10-32, 1/2 in. r. h.	
33				1	1	2	2	1	1	2	1	1	2	4731833P7	Screw fastening small contact post to supporting plate, 10-32	
34		1	1	1	1	2	2	1	1	2	1	1	2	N37P16006B	Screw fastening terminal to contact post, 10-32, 3/8 in. r. h.	
			2											4731833P8	Screw fastening terminal to supporting plate	
35		2	2		2							2		185V397	Stationary contact	
35				2				2	2				2	6711872	Stationary contact	
35						2	2			2			2	6710867	Stationary contact	
35		1	1								2			487A729G1	Stationary contact	
														6702050	Spacing washer for stationary contact	

† The Type 17LV23A Relay may be changed to Type 17LV23J, having an improved type of air break contacts, by ordering a set of parts Cat. No. 4759735.

**TYPE 17LV23 RELAY**

Ref. No.	Number Required for Type 17LV23-														Cat. No.	Description		
	A	D	E	J	K	L	M	R	T	Y	AA	AC	AD					
36		2															9948378G75	Resistor Unit, 1200 ohms
36																	9948377G80	Resistor Unit, 10,000 ohms, for Type 17LV23AC38 only
36																	9948377G78	Resistor Unit, 8000 ohms, for Type 17LV23AC39 only
37		2															1451409	Connection block for resistor unit
38		1															4704977	Support for outer resistor unit
39		6															N37P21008B	Screw fastening resistor unit, connection block, or support in position, 1/4 in. -20, 1/2 in. r.h.
40		1															N37P21040B	Screw fastening resistor units in position, 1/4 in. -20, 2 1/2 in. r.h.
41		1															4704862	Spacer for Cat. N37P21040B
																	2738971G1	Cover with fastener
																	87X24	Fastener for cover (Dzus Fastener Co. A5-40)
																	87X32	Grommet for fastener (Dzus Fastener Co. GA5-375)
																	6724861G1	Support with spring catch, for cover
																	4757154	Spring catch with rivets, for support
																	N26P21012B	Bolt fastening cover support to base, 1/4 in. -20, 3/4 in. hex. h. sl.

† The Type 17LV23A Relay may be changed to Type 17LV23J, having an improved type of air break contacts, by ordering a set of parts Cat. No. 4759735.

**TERMINALS**

Ref. No.	Cat. No.	Description
	417591	Tinned copper terminal, straight (0.200 in. bolt hole)
42	416575	Tinned copper terminal, straight (17/64 in. bolt hole)
43	410567	Tinned copper terminal, flag type, left-hand (0.200 in. bolt hole)
44	434048	Tinned copper terminal, flag type, right-hand (0.200 in. bolt hole)
	414567	Tinned copper terminal, flag type, right-hand (17/64 in. bolt hole)
43	282X68	Solderless terminal (Thomas & Betts Co. B-36G)

NOTE: The following items are steel unless otherwise specified.

**PLAIN WASHERS**

Cat. No.	Description
N402P7B	For No. 6 screw
N402P8B	For No. 8 screw
N402P9B	For No. 10 screw
N402P11B	For 1/4 in. screw, 1/2 in. O.D.
N402P41B	For 1/4 in. screw, 3/4 in. O.D.

**LOCK WASHERS**

Cat. No.	Description
N405P37P	For No. 6 screw
N405P38P	For No. 8 screw
N405P39P	For No. 10 screw, regular
N403P19P	For No. 10 screw, external teeth
N409P13P	For No. 10 screw, csk
N404P19P	For No. 10 screw, internal teeth
N405P41P	For 1/4 in. screw, regular
N403P25P	For 1/4 in. screw, external teeth
N409P15P	For 1/4 in. screw, csk

**NUTS**

N210P14B	8-36, hex. std
N210P16B	10-32, hex. std
N211P20	1/4 in. -28, hex., jam, brass

**COTTER PIN**

N503P405B	3/64 in. by 5/16 in.
-----------	----------------------



INDEX OF CATALOG NUMBERS

Catalog identifications in this index are arranged in order, reading from left to right, first alphabetically according to the prefix letter or letters, if used, and second numerically.

In this index all numbers with a letter prefix will precede those without prefixes.

The number of letters or digits does not affect placement in the table, thus A1999999 will precede A2, and ZZ9999999 will precede Cat. No. 1 (number without a prefix). Letters take precedence over numbers so that Cat. No. 26F1 will precede Cat. No. 261.

Catalog Number	Page	Catalog Number	Page	Catalog Number	Page	Catalog Number	Page
N210P14B	6	152X49	2	4735944	4	6702873	2
N210P16B	6	164X78	4	4739154	1	6702883	5
N211P20	6	185V397	5	4739164	2	6703211	2
N26P21010B	3	2738594	1	4739165	2	6703228	2
N26P21012B	6	2738596	2	4739204	2	6703975	5
N37P12004B	5	2738597	1	4739217	2	6703975AC	5
N37P14024B	3	2738656	1	4739236	2	6703976	4
N37P16006B	2, 5	2738687	1	4739244	2	6710862	5
N37P16008B	4, 5	2738744	1	4739245	2	6710863	5
N37P16026B	5	2738767	1	4739246	2	6710867	5
N37P16032B	2	2738794	1	4739267	2	6711521	2
N37P21008B	6	2738971G1	6	4739268	2	6711522	4
N37P21012B	3	2744723G2	4	4739271	2	6711524	3
N37P21040B	6	2744723G6	4	4739272	2	6711872	5
N402P11B	6	282X68	6	4739273	2	6712030	2
N402P41B	6	410567	6	4739293	2	6712187	4
N402P7B	6	416575	6	4739303	2	6713240	2
N402P8B	6	417591	6	4739375	2	6713241	2
N402P9B	6	434048	6	4739376	2	6713978	2, 3
N403P19P	6	4704862	6	4739409	2	6715958	5
N403P25P	6	4704977	6	4739443	2	6721257	4
N404P19P	6	4708775	4	4739480	2	6721901P20	4
N405P37P	6	4711217	5	4746685G1	4	6724861G1	6
N405P38P	6	4711221	5	4756997	3	6742350P1	3
N405P39P	6	4711227	4	4757000	4	6742350P2	3
N405P41P	6	4711251	5	4757154	6	87X24	6
N409P13P	6	4711454	4	4758099	3	87X32	6
N409P15P	6	4712374	5	4759735	2, 4, 5	8800506	4
N44P16006B	2, 4, 5	4714931	4	4765696P12	5	8801399	4
N44P16016B	2	4714933	3	4765696P8	5	8802702	2
N503P405B	6	4715057	3	4765697P6	4	8802703	2
N51P14006B	2	4715969	4	4769786	5	8803787	2
N51P16012B	3	4731833P12	2	487A729G1	5	8817370	2
N51P16014B	3	4731833P4	2	487A730G1	4	8823832	4
N51P21008B	3	4731833P6	4	488A675G1	2	8823840	2
N70PC1606	5	4731833P7	5	6700258	4	8827064	2
114X14	3	4731833P8	5	6701986	5	9948377G78	6
114X15	4	4731907	4	6701993	5	9948377G80	6
114X16	4	4734784G1	3	6701994	5	9948378G75	6
114X17	4	4734976	4	6701996	5	9960905	2
143X68	4	4735772	2	6701997	5	9960944	2
1451409	6	4735901	4	6702050	5	9963061P1	2
						9964850P62	5

# WHEN YOU NEED SERVICE

IF YOU NEED TO REPAIR, recondition, or rebuild any electric apparatus, a G-E service shop near you is available day and night, seven days a week, for work in the shops or on your premises. Latest factory methods and genuine G-E renewal parts are used to maintain the original performance of your G-E equipment. For full information about these services, contact the nearest service shop or sales office listed below:

## APPARATUS SERVICE SHOPS

Appleton, Wisc. .... Midway Industrial Area,  
County Trunk, "P"  
Atlanta—Chamblee, Ga. .... 4639 Peachtree  
Indus. Blvd.  
Baltimore 30, Md. .... 920 E. Fort Ave.  
Boston—Medford 55, Mass. Mystic Valley Pkwy.  
Buffalo 11, N. Y. .... 318 Urban St.  
Charleston 28, W. Va. 306 MacCorkle Ave., S.E.  
Charlotte, N. C. .... 2328 Thrift Road  
Chicago 32, Ill. .... 4360 W. 47th St.  
Cincinnati 2, Ohio .... 444 W. Third St.  
Cleveland 4, Ohio .... 4966 Woodland Ave.  
Columbus 23, Ohio .... 2128 Eakin Rd.  
Dallas 9, Texas .... 3202 Manor Way  
Davenport—Bettendorf, Ia. .... 1039 State St.  
Decatur, Ill. .... 2225 E. Logan St.  
Denver 5, Colo. .... 3353 Larimer St.  
Detroit 2, Mich. .... 5950 Third Ave.  
Houston 20, Texas .... 5534 Harvey Wilson Drive  
Indianapolis, Ind. .... 1740 W. Vermont St.  
Johnstown, Pa. .... 841 Oak St.  
Kansas City 8, Mo. .... 819 E. 19th St.  
Los Angeles 1, Calif. .... 6900 Stanford Ave.  
Louisville, Ky. .... 2014 New Main St.  
Midland, Tex. .... 3404 Bankhead Hwy.  
Milwaukee 3, Wisc. .... 940 W. St. Paul Ave.  
Minneapolis 12, Minn. .... 2025 49th Ave., N.  
New York 14, N. Y. .... 416 W. 13th St.  
Philadelphia 23, Pa. .... 1040 E. Erie Ave.  
Pittsburgh 6, Pa. .... 6519 Penn Ave.  
Portland 18, Oregon .... 2727 N.W. 29th Ave.  
Richmond 24, Va. .... 1403 Ingram Ave.  
St. Louis 10, Mo. .... 1115 East Road  
Salt Lake City 4, Utah 301 S. Seventh West St.  
San Francisco 3, Calif. .... 1098 Harrison St.  
Seattle 4, Wash. .... 3422 First Ave., S.  
Spokane 3, Wash. .... S. 155 Sherman St.  
Toledo 4, Ohio .... 1 So. St. Clair St.  
York, Pa. .... 54 N. Harrison St.  
Youngstown 5, Ohio .... 272 E. Indianola Ave.



For service outside the United States, Canada, and Hawaii, consult the nearest office of the International General Electric Company.

## APPARATUS SALES OFFICES

Abilene, Texas .... 442 Cedar St.  
Akron 8, Ohio .... 335 S. Main St.  
Albany 7, N. Y. .... 90 State St.  
Albuquerque, N. Mex. .... 323 Third St., S.W.  
Alexandria, La. .... 720 Murray St.  
Allentown, Pa. .... 1132 Hamilton St.  
Amarillo, Texas .... 402 Amarillo Bldg.  
Appleton, Wisc. .... 531 W. College Ave.  
Atlanta 3, Ga. .... 1860 Peachtree Rd., N.W.  
Augusta, Ga. .... 423 Masonic Bldg.  
Augusta, Me. .... 15 Grove St.  
Baltimore 1, Md. .... 111 Park Ave.  
Bangor, Maine .... 77 Central St.  
Baton Rouge 6, La. .... 3170 Florida Blvd.  
Battle Creek, Mich. .... 25 W. Michigan Ave.  
Beaumont, Texas .... 1385 Calder Ave.  
Billings, Mont. .... Rm. 816, 303 No. Broadway  
Binghamton, N. Y. .... 19 Chenango St.  
Birmingham 3, Ala. .... 1804 Seventh Ave., N.  
Bismarck, N. Dak. .... 418 Rosser Ave.  
Bluefield, W. Va. P.O. Box 447, Appalachian Bldg.  
Boise, Idaho .... 1524 Idaho St.  
Boston 1, Mass. .... 140 Federal St.  
Buffalo 3, N. Y. .... 535 Washington St.  
Butte, Mont. P.O. Box 836, 103 N. Wyoming St.  
Canton 2, Ohio .... 700 Tuscarawas St., W.  
Cedar Rapids, Iowa .... 210 Second St., S.E.  
Charleston 28, W. Va. 306 MacCorkle Ave., S.E.  
Charlotte 1, N. C. .... 215 S. Tryon St.  
Chattanooga 2, Tenn. .... 832 Georgia Ave.  
Chicago 80, Ill. P.O. Box 5970A, 840 S. Canal St.  
Cincinnati 2, Ohio .... 215 W. Third St.  
Cleveland 4, Ohio .... 4966 Woodland Ave.  
Columbia 1, S.C. P.O. Box 1434, 1420 Lady St.  
Columbus 15, Ohio .... 40 S. Third St.  
Corpus Christi, Texas .... 205 N. Chaparral  
Dallas 2, Texas .... 1801 N. Lamar St.  
Davenport—Bettendorf, Ia. .... 1039 State St.  
Dayton 2, Ohio .... 11 W. Monument Bldg.

Denver 2, Colo. .... 650 Seventeenth St.  
Des Moines 9, Iowa .... 505 W. Fifth Ave.  
Detroit 2, Mich. .... 700 Antoinette St.  
Duluth 2, Minn. .... 14 W. Superior St.  
Elmira, N. Y. .... Main and Woodlawn Aves.  
El Paso, Texas .... 215 No. Stanton  
Erie, Pa. .... 1001 State St.  
Eugene, Ore. .... 610 High St.  
Evansville 19, Ind. .... 123 N.W. Fourth St.  
Fairmont, W. Va. .... 310 Jacobs Bldg.,  
P.O. Box 1626  
Fergus Falls, Minn. 108 N. Court Ave. P.O. Box 197  
Flint 3, Mich. .... 653 S. Saginaw St.  
Fort Wayne 6, Ind. .... 3606 So. Calhoun  
Fort Worth 2, Texas .... 408 W. Seventh St.  
Fresno 1, Calif. .... 407 Patterson Bldg.  
Tulare and Fulton St.  
Grand Rapids 2, Mich. 148 Monroe Ave., N.W.  
Greensboro, N. C. .... 301 S. Elm St.  
Greenville, S. C. .... 108 W. Washington St.  
Gulfport, Miss. .... 207 Jo-Fran Bldg.  
Hagerstown, Md. .... Professional Arts Bldg.  
Hartford 3, Conn. .... 410 Asylum St.  
Houston 1, Texas .... 1312 Live Oak St.  
Indianapolis 4, Ind. .... 110 N. Illinois St.  
Jackson, Mich. .... 120 W. Michigan Ave.  
Jackson 1, Miss. .... 203 W. Capitol St.  
Jacksonville 2, Fla. .... 700 E. Union St.  
Jamestown, N. Y. P.O. Box 548, 2 Second St.  
Johnson City, Tenn. .... 321-323 W. Walnut St.  
Johnstown, Pa. .... 841 Oak St.  
Joplin, Mo. P.O. Box 948, 220 1/2 W. Fourth St.  
Kalamazoo 3, Mich. .... 112 Parkway Ave.  
Kansas City 6, Mo. .... 106 W. Fourteenth St.  
Knoxville 08, Tenn. .... 602 S. Gay St.  
Lansing 8, Mich. 306 Michigan National Tower  
Lexington, Ky. .... First National Bank Bldg.  
Lincoln 8, Nebr. .... Sharpe Bldg., 206 S. 13th St.  
Little Rock, Ark. .... 103 W. Capitol Ave.  
Los Angeles 54, Calif. .... 212 N. Vignes St.  
Louisville 2, Ky. .... 455 S. Fourth St.  
Macon, Ga. .... 682 Cherry St.  
Madison 3, Wisc. .... 16 N. Carroll St.  
Manchester, N. H. .... 875 Elm St.  
Medford, Ore. P.O. Box 1349, 205 W. Main St.  
Memphis 3, Tenn. .... 8 N. Third St.  
Miami 32, Fla. .... 25 S.E. Second Ave.  
Milwaukee 3, Wisc. .... 940 W. St. Paul Ave.  
Minneapolis 3, Minn. .... 12 S. Sixth St.  
Mobile 13, Ala. .... 54 St. Joseph St.  
Nashville 3, Tenn. .... 234 Third Ave., N.  
Newark 2, N. J. .... 744 Broad St.  
New Haven 6, Conn. .... 129 Church St.  
New Orleans 12, La. .... 837 Gravier St.  
New York 22, N. Y. .... 570 Lexington Ave.  
Niagara Falls, N. Y. .... 253 Second St.

Norfolk 10, Va. .... 229 W. Bute St.  
Oakland 12, Calif. .... 409 Thirteenth St.  
Oklahoma City 2, Okla. .... 119 N. Robinson St.  
Omaha 2, Nebr. .... 409 S. Seventeenth St.  
Pasco, Wash. .... 421 W. Clark St.  
Peoria 2, Ill. .... 309 Jefferson Bldg.  
Philadelphia 2, Pa. .... 1405 Locust St.  
Phoenix, Ariz. P.O. Box 4037, 303 Luhrs Tower  
Pittsburgh 22, Pa. The Oliver Bldg., Mellon Sq.  
Portland 7, Ore. .... 920 S.W. Sixth Ave.  
Providence 3, R. I. .... Industrial Trust Bldg.  
Raleigh, N. C. .... 336 Fayetteville St.  
Reading, Pa. .... 31 N. Sixth St.  
Richmond 17, Va. .... 700 E. Franklin St.  
Riverside, Calif. .... 3570 Ninth St.  
Roanoke 16, Va. .... 920-924 S. Jefferson St.  
Rochester 4, N. Y. .... 89 E. Ave.  
Rockford, Ill. .... 110 S. First St.  
Rutland, Vt. .... 38 1/2 Center St.  
Sacramento 14, Calif. .... 626 Forum Bldg.  
Saginaw, Mich. .... Second National Bank Bldg.  
St. Louis 1, Mo. .... 818 Olive St.  
Salt Lake City 9, Utah .... 200 S. Main St.  
San Antonio 5, Texas .... 434 So. Main Ave.  
San Diego 1, Calif. .... 1240 Seventh Ave.  
San Francisco 6, Calif. .... 235 Montgomery St.  
San Jose 10, Calif. .... 460 Park Ave.  
Savannah, Ga. .... 4 E. Bryan St.  
Seattle 4, Wash. .... 710 Second Ave.  
Shreveport, La. .... 910 Shelby Bldg.  
Sioux City 13, Iowa 572 Orpheum Electric Bldg.  
Sioux Falls, S. D. .... 306 South Phillips Ave.  
South Bend 1, Ind. .... 112 W. Jefferson Blvd.  
Spokane 4, Wash. .... S. 162 Post St.  
Springfield, Ill. .... 607 E. Adams St.  
Springfield 3, Mass. .... 1387 Main St.  
Stockton, Calif. .... 11 So. San Joaquin St.  
Syracuse 2, N. Y. .... 113 S. Salina St.  
Tacoma 1, Wash. .... 1202 Washington Bldg.  
Tampa 6, Fla. .... 1206 North A St.  
Toledo 4, Ohio .... 420 Madison Ave.  
Trenton 8, N. J. .... 214 E. Hanover St.  
Tucson, Ariz. P.O. Box 710, 650 N. Sixth Ave.  
Tulsa 3, Okla. .... 320 S. Boston Ave.  
Utica 2, N. Y. .... 258 Genesee St.  
Washington 5, D.C. .... 777-14th St., N.W.  
Waterbury 89, Conn. .... 111 W. Main St.  
Waterloo, Iowa .... 206 W. 4th St.  
Wenatchee, Wash. .... 328 N. Wenatchee Ave.  
Wheeling, W. Va. .... 40 Fourteenth St.  
Wichita 2, Kan. .... 200 E. First St.  
Williamston, N. C. .... 115 E. Main St.  
Worcester 5, Mass. .... 288 Grove St.  
York, Pa. .... 56 N. Harrison St.  
Youngstown 5, Ohio .... 272 E. Indianola Ave.

Hawaii: American Factors, Ltd., P. O. Box 3230, Honolulu 1 Canada: Canadian General Electric Company, Ltd., Toronto

LOCOMOTIVE AND CAR EQUIPMENT DEPARTMENT, GENERAL ELECTRIC COMPANY, ERIE, PA.





# RENEWAL PARTS

## TYPE GMG-140 EXCITER-AUXILIARY GENERATOR

Model Numbers

5GMG140A1  
5GMG140B1

5GMG140A2  
5GMG140C1



Type GMG-140-A1 exciter-auxiliary generator

(Reference numbers are identified in listings beginning on page 2)

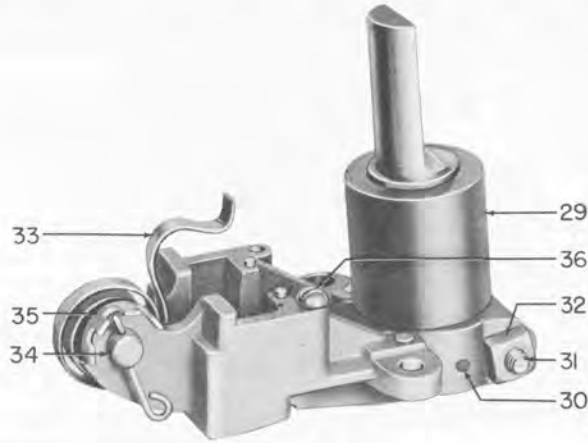
*MNF#2 is  
TYPE:  
GMG-140-A1*

When ordering renewal parts, give quantity, catalog number, description of each item required, and complete nameplate reading.



## TYPE GMG-140 EXCITER-AUXILIARY GENERATOR

Ref. No.	No. Req. for Model 5GMG140				Cat. No.	Description
	A1	A2	B1	C1		
			1		6744330G1	Commutator inspection cover, generator end
				1	6744516G2	Commutator inspection cover, generator end
			1		6744330G2	Commutator inspection cover, exciter end
				1	6744516G1	Commutator inspection cover, exciter end
			8		20X529	Screw fastening cover in position, 1/4 in. -20
				4	144972	Screw fastening cover in position, 3/8 in. -16
			8		6X825	Lock washer, 1/4 in.
				4	54X553	Lock washer, 3/8 in.
1	1	1	1	1	4732845P2	Bearing housing, generator end
2	1	1	1	1	6726075P1	Bearing housing, exciter end
3	1	1	1	1	6726084P1	Bearing cap, generator end
4	1	1	1	1	6726074P1	Bearing cap, exciter end
5	2	2	2	2	6726073P1	End plate for bearing housing and cap
	1	1	1	1	8806965P1	Gasket between bearing housing and cap, generator end
	4	4	4	4	180937	Screw fastening bearing cap to bearing housing, 10-32
6	12	12	12	12	158092	Screw fastening bearing housing and cap to end plate, 3/8 in. -16
7	12	12	12	12	128968	Screw fastening end plate to magnet frame, 3/8 in. -16
	24	24	24	24	54X553	Lock washer, 3/8 in.
8	1	1	1	1	8864950P81	BALL BEARING, generator end
9	1	1	1	1	8864950P53	Ball bearing, exciter end
10	2	2	2	2	6704604	Lubricant flinger, generator end
11	1	1	1	1	8806980P1	Lubricant flinger, exciter end
12	1	1	1	1	8806987P1	Spacing collar back of ball bearing, exciter end
13	1	1	1	1	8806989P1	Retaining collar for ball bearing, generator end
14	1	1	1	1	4701839	Retaining nut for ball bearing, exciter end
	1	1	1	1	6705352	Lock washer for retaining nut
15	2	2	2		6705219	Lubricant pipe
16	2	2	2		248642	Coupling for lubricant pipe
17	2	2	2		294121	Grease cup
				2	227X43	Lubricant fitting
18	8	8	8	8	265042	Screw fastening magnet frames together, 1/2 in. -13
	8	8	8	8	54X547	Lock washer, 1/2 in.
	2	2	2	2	4729539G1	Laminated pole piece for auxiliary generator
	2		2	2	4748328G1	Laminated pole piece for exciter
		2			4748498G1	Laminated pole piece for exciter
	2	3	2	3	4729541G1	Commutating pole piece
	2				4729140P4	Shim for exciter laminated pole piece, steel (0.014 in. thick)
		4			6705366	Shim for exciter laminated pole piece, brass (0.010 in. thick)
		2		2	4729140P6	Shim for exciter laminated pole piece, steel (0.019 in. thick)
				2	8804174P1	Shim for exciter laminated pole piece, steel (0.007 in. thick)
	1		1		8805111P1	Shim for auxiliary generator commutating pole piece, brass (0.030 in. thick)
		4		4	6705654P1	Shim for auxiliary generator commutating pole piece, steel (0.007 in. thick)
				2	4729140P4	Shim for auxiliary generator laminated pole piece, steel (0.014 in. thick)
				2	8805152P1	Shim for auxiliary generator laminated pole piece, steel (0.010 in. thick)
				2	8805176P1	Shim for auxiliary generator laminated pole piece, brass (0.005 in. thick)
19	12	14	12	14	188187	Screw fastening pole piece to magnet frame, 1/2 in. -13
	12	14	12	14	54X547	Lock washer, 1/2 in.
	1	1			4729543G1	EXCITING FIELD COIL for auxiliary generator, upper right-hand facing commutator end
			1	1	4729543G1	Exciting field coil for auxiliary generator, lower right-hand facing commutator end
	1	1			4729543G2	Exciting field coil for auxiliary generator, lower left-hand facing commutator end
			1	1	4729543G2	Exciting field coil for auxiliary generator, upper left-hand facing commutator end
	A1	A2	B1	C1		

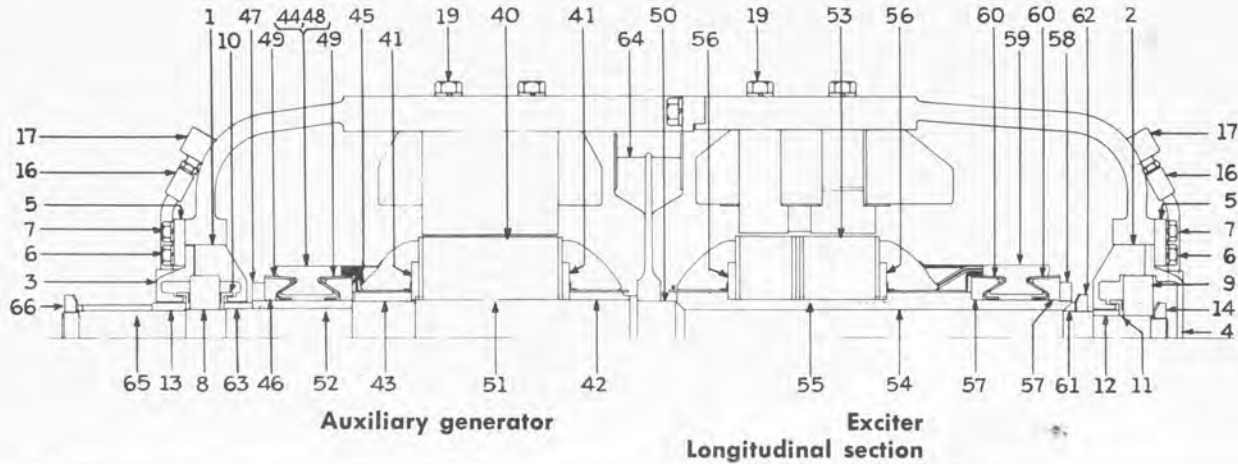


Brush holder Ref. No. 28

Ref. No.	No. Req. for Model 5GMG140				Cat. No.	Description
	A1	A2	B1	C1		
	1	1			6751189G1	Exciting field coil for exciter, upper left-hand facing commutator end
			1		6751189G1	Exciting field coil for exciter, upper right-hand facing commutator end
				1	6751189G4	Exciting field coil for exciter, upper right-hand facing commutator end
	1	1			6751189G2	Exciting field coil for exciter, lower right-hand facing commutator end
			1		6751189G2	Exciting field coil for exciter, lower left-hand facing commutator end
				1	6751189G3	Exciting field coil for exciter, lower left-hand facing commutator end
	1		1		4729545G1	Commutating field coil for auxiliary generator
		2		2	6732864G1	Commutating field coil for auxiliary generator
	1	1	1	1	4729542G1	Commutating field coil for exciter
	2	2	2	2	6726090P1	Pad for exciter exciting field coil
20	1	1			4748354G2	Outer bus ring for exciter exciting field coil
20			1	1	4748354G5	Outer bus ring for exciter exciting field coil
21	1	1			4748354G3	Inner bus ring for exciter exciting field coil
21			1	1	4748354G6	Inner bus ring for exciter exciting field coil
	9	9	9	9	267X30	Terminal for small cable
	8	10	8	10	278X11	Terminal for large cable
	12	14	12	14	20X536	Screw fastening terminal to field coil, 1/4 in. -20
	4	4	4	4	20X527	Screw fastening terminal to brush holder, 1/4 in. -20
	8	8	8	8	133717	Screw fastening bus ring to field coil, 3/8 in. -16
	4	4	4	4	12X540	Nut, 1/4 in. -20, square
	12	14	12	14	1X452	Nut, 1/4 in. -20, hex.
	8	8	8	8	141257	Jam nut, 3/8 in. -16
	12	14	12	14	143974	Washer, 1/4 in.
	8	8	8	8	141259	Washer, 3/8 in.
	16	18	16	18	6X825	Lock washer, 1/4 in.
	8	8	8	8	54X553	Lock washer, 3/8 in.
22	1	1	1	1	6726092P1	Support for bus ring terminal straps
23	1	1	1	1	6705212	Clamping plate for bus ring terminal straps
24	1	1	1	1	6705211	Insulation for clamping plate
25	2	2	2	2	217898	Screw fastening support and clamping plate in position, 1/2 in. -13
					54X547	Lock washer, 1/2 in.
26	1	1	1	1	422291	Soft rubber bushing for cable (9/32 in. cable hole)
27	5	5	5	5	421151	Soft rubber bushing for cable (1/2 in. cable hole)
	A1	A2	B1	C1		

∅ Bulk cable is listed at end of text.

**TYPE GMG-140 EXCITER-AUXILIARY GENERATOR**



Ref. No.	No. Req. for Model 5GMG140				Cat. No.	Description
	A1	A2	B1	C1		
27	5	5	5	5	8811883	#Soft rubber bushing for cable (7/16 in. cable hole)
28	4	4	4	4	4729589G1	BRUSH HOLDER with insulated stud and pressure arm
29	4	4	4	4	6722012P1	Insulated stud for brush holder
30	4	4	4	4	62342	Pin for stud and body
31	4	4	4	4	20X553	Clamping screw, 1/4 in. -20
32	4	4	4	4	12X540	Nut, 1/4 in. -20
	4	4	4	4	6X825	Lock washer, 1/4 in.
33	4	4	4	4	4763978	Pressure arm for brush holder
34	4	4	4	4	8805105G1	Shaft for pressure arm, with adjusting lever
35	4	4	4	4	3797741	Locking plate for adjusting lever
	4	4	4	4	143497	Cotter pin, 1/16 in. by 1/2 in.
36	4	4	4	4	210187	Binding screw for brush pigtail, 8-36
37	4	4	4	4	4732033P3	Clamp for brush holder
38	8	8	8	8	257581	Screw fastening clamp to magnet frame, 3/8 in. -16
	8	8	8	8	54X553	Lock washer, 3/8 in.
39	4	4	4	4	6722019	CARBON BRUSH with pigtail and terminal
	1	1			6751194G1	ARMATURE with commutators, shaft, and fan
			1	1	6751194G7	Armature with commutators, shaft, and fan
40	1	1	1	1	6751194G6	Auxiliary generator armature, with commutator and shaft
					-----	NOTE:- Auxiliary generator is wound with 0.0571 in. diam bare, 0.0661 in. diam HFG wire requiring approximately 560 feet (5 7/10 lb).
	1	1	1	1	920X88	Set of armature punchings
	180	180	180	180	4720968P1	Main punching, 0.025 in. thick
	2	2	2	2	4720968P2	End punching, 0.125 in. thick
41	2	2	2	2	4701871	Clamping ring for punchings
42	1	1	1	1	8806984P1	Spacing collar, fan end
43	1	1	1	1	8806991P1	Retaining collar for punchings, commutator end
44	1	1	1	1	6726214G1	Commutator for auxiliary generator
45	1	1	1	1	6726078P1	Shell for commutator
46	1	1	1	1	4701899	Cap for commutator
47	1	1	1	1	4701867	Clamping nut for commutator
48	1	1	1	1	4759798	Set of copper and mica auxiliary generator commutator segments, finished and bound
49	2	2	2	2	4701896	Combination inner and outer mica cone, for front or back of commutator
	1	1	1	1	4701898	Insulation ring between commutator and windings
50	1	1	1	1	4729549G1	Shaft with keys for punchings and commutator
	A1	A2	B1	C1		

# The above Exciter-Auxiliary Generators have been equipped with two types of insulated cable, the original type being braided cotton insulation will no longer be furnished. When ordering new rubber insulated lead cables as a first replacement, cable bushing (symbol #) must be ordered also. Thereafter cables or rubber bushings may be ordered separately.

**TYPE GMG-140 EXCITER-AUXILIARY GENERATOR**

GEF-2933B

Ref. No.	No. Req. for Model 5GMG140				Cat. No.	Description
	A1	A2	B1	C1		
51	1	1	1	1	8806969P1	Key for shaft and punchings
52	1	1	1	1	8806970P1	Key for shaft and commutator
	1	1	1	1	4759278	Set of rewinding insulations and wedges, for auxiliary generator armature
53	21	21	21	21	3922272P76	Wedge for slot
	1	1	1	1	6751194G4	Exciter armature, with commutator (without shaft)
					-----	NOTE:- Exciter armature is wound with 0.068 in. diam bare, 0.077 in. diam HFG wire requiring approximately 425 feet (6 1/4 lb).
	1	1	1	1	920X89	Set of armature punchings
	160	160	160	160	4720968P1	Main punching, 0.025 in. thick
	6	6	6	6	4720968P2	End or center punching, 0.125 in. thick
54	1	1	1	1	4759279	Armature sleeve with key for punchings
55	1	1	1	1	8806969P1	Key for sleeve and punchings
56	2	2	2	2	4701871	Clamping ring for punchings
	1	1	1	1	8806993P1	Retaining collar for clamping ring, fan end
57	2	2	2	2	4701899	Cap for commutator
58	1	1	1	1	4701867	Clamping nut for commutator
59	1	1	1	1	4759799	Set of copper and mica exciter commutator segments, finished and bound
60	2	2	2	2	4701896	Combination inner and outer mica cone, for front or back of commutator
	1	1	1	1	4701898	Insulation washer between commutator and windings
	1	1	1	1	4759280	Set of rewinding insulations and wedges, for exciter armature
	21	21	21	21	3922272P76	Wedge for slot
61	1	1	1	1	4701849	Centering collar for exciter armature
62	1	1	1	1	4701852	Retaining nut for exciter armature
	1	1	1	1	6704451	Lock washer for retaining nut
63	1	1	1	1	8806992P1	Spacing collar back of ball bearing, auxiliary generator end
64	1	1	1	1	4748341G1	Ventilating fan
	Δ	Δ	Δ	Δ	6705237P1	Balancing weight for fan (0.032 in. thick)
	Δ	Δ	Δ	Δ	6705237P2	Balancing weight for fan (0.062 in. thick)
	Δ	Δ	Δ	Δ	6705237P3	Balancing weight for fan (0.125 in. thick)
	Δ	Δ	Δ	Δ	20X98	Rivet for balancing weight
65	1	1	1	1	6704901AA	Key for shaft extension
66	1	1	1	1	4701852	Nut for shaft extension
67	1	1	1	1	6704451	Lock washer for nut
	A1	A2	B1	C1		

Δ Quantity variable.

**CABLE**

No. of feet Req'd. for Model 5GMG140				Description
A1	A2	B1	C1	
12	12	12	14	19 No. 25 B. & S. wire per SI-12250 (small)
13	15	13	19	61 No. 24 B. & S. wire per SI-12250 (large)

## TYPE GMG-140 EXCITER-AUXILIARY GENERATOR

## INDEX OF CATALOG NUMBERS

Catalog identifications in this index are arranged in order, reading from *left to right*, first alphabetically according to the prefix letter or letters, if used, and second numerically.

In this index all numbers with a letter prefix will precede those without prefixes.

The number of letters or digits does not affect placement in the table, thus A1999999 will precede A2, and ZZ9999999 will precede Cat. No. 1 (number without a prefix). Letters take precedence over numbers so that Cat. No. 26F1 will precede Cat. No. 261.

Cat. No.	Page	Cat. No.	Page	Cat. No.	Page	Cat. No.	Page
1X452 . . . . .	3	4701849 . . . . .	5	4759798 . . . . .	4	6744330G2 . . . . .	2
12X540 . . . . .	3, 4	4701852 . . . . .	5	4759799 . . . . .	5	6744516G1 . . . . .	2
128968 . . . . .	2	4701867 . . . . .	4, 5	4763978 . . . . .	4	6744516G2 . . . . .	2
133717 . . . . .	3	4701871 . . . . .	4, 5	54X547 . . . . .	2, 3	6751189G1 . . . . .	3
141257 . . . . .	3	4701896 . . . . .	4, 5	54X553 . . . . .	2, 3, 4	6751189G2 . . . . .	3
141259 . . . . .	3	4701898 . . . . .	4, 5	6X825 . . . . .	2, 3, 4	6751189G3 . . . . .	3
143497 . . . . .	4	4701899 . . . . .	4, 5	62342 . . . . .	4	6751189G4 . . . . .	3
143974 . . . . .	3	4720968P1 . . . . .	4, 5	6704451 . . . . .	5	6751194G1 . . . . .	4
144972 . . . . .	2	4720968P2 . . . . .	4, 5	6704604 . . . . .	2	6751194G4 . . . . .	5
158092 . . . . .	2	4729140P4 . . . . .	2	6704901AA . . . . .	5	6751194G6 . . . . .	4
180937 . . . . .	2	4729140P6 . . . . .	2	6705211 . . . . .	3	6751194G7 . . . . .	4
188187 . . . . .	2	4729539G1 . . . . .	2	6705212 . . . . .	3	8804174P1 . . . . .	2
20X527 . . . . .	3	4729541G1 . . . . .	2	6705219 . . . . .	2	8805111P1 . . . . .	2
20X529 . . . . .	2	4729542G1 . . . . .	3	6705237P1 . . . . .	5	8805152P1 . . . . .	2
20X536 . . . . .	3	4729543G1 . . . . .	2	6705237P2 . . . . .	5	8805176P1 . . . . .	2
20X553 . . . . .	4	4729543G2 . . . . .	2	6705237P3 . . . . .	5	8805105G1 . . . . .	4
20X98 . . . . .	5	4729545G1 . . . . .	3	6705352 . . . . .	2	8806965P1 . . . . .	2
210187 . . . . .	4	4729549G1 . . . . .	4	6705366 . . . . .	2	8806969P1 . . . . .	5
217898 . . . . .	3	4729589G1 . . . . .	4	6705654P1 . . . . .	2	8806970P1 . . . . .	5
227X43 . . . . .	2	4732033P3 . . . . .	4	6722012P1 . . . . .	4	8806980P1 . . . . .	2
248642 . . . . .	2	4732845P2 . . . . .	2	6722019 . . . . .	4	8806984P1 . . . . .	4
257581 . . . . .	4	4748328G1 . . . . .	2	6726073P1 . . . . .	2	8806987P1 . . . . .	2
265042 . . . . .	2	4748341G1 . . . . .	5	6726074P1 . . . . .	2	8806989P1 . . . . .	2
267X30 . . . . .	3	4748354G2 . . . . .	3	6726075P1 . . . . .	2	8806991P1 . . . . .	4
278X11 . . . . .	3	4748354G3 . . . . .	3	6726078P1 . . . . .	4	8806992P1 . . . . .	5
294121 . . . . .	2	4748354G5 . . . . .	3	6726084P1 . . . . .	2	8806993P1 . . . . .	5
3797741 . . . . .	4	4748354G6 . . . . .	3	6726090P1 . . . . .	3	8811883 . . . . .	4
3922272P76 . . . . .	5	4748498G1 . . . . .	2	6726092P1 . . . . .	3	8864950P53 . . . . .	2
421151 . . . . .	3	4759278 . . . . .	5	6726214G1 . . . . .	4	8864950P81 . . . . .	2
422291 . . . . .	3	4759279 . . . . .	5	6732864G1 . . . . .	3	920X88 . . . . .	4
4701839 . . . . .	2	4759280 . . . . .	5	6744330G1 . . . . .	2	920X89 . . . . .	5





# GENERAL ELECTRIC APPARATUS SALES OFFICES

## Ready to Assist You with Your Problems

Abilene, Texas . . . . . 442 Cedar St.  
Akron 13, Ohio . . . . . P.O. Box 5278  
665 West Market St.  
Albany 3, N. Y. . . . . 8 Colvin Ave.  
Albuquerque, N. Mex. . . . . 323 Third St., S.W.  
Alexandria, La. . . . . 720 Murray St.  
Allentown, Pa. . . . . 1132 Hamilton St.  
Amarillo, Texas . . . . . Amarillo Bldg.  
Appleton, Wisc. . . . . 510 W. College Ave.  
Atlanta 2, Ga. . . . . P.O. Box 4659  
1860 Peachtree Rd., N.W.  
Augusta, Me. . . . . 152 State St.  
Baltimore 1, Md. . . . . 111 Park Ave.  
Bangor, Me. . . . . P.O. Box 778, 77 Central St.  
Baton Rouge 6, La. . . . . 3170 Florida Blvd.  
Battle Creek, Mich. . . . . 607 Security Nat'l Bank Bldg.  
Beaumont, Texas . . . . . P.O. Box 2870  
1385 Calder Ave.  
Billings, Mont. . . . . Rm. 816, 303 No. Broadway  
Binghamton, N. Y. . . . . P.O. Box 931  
19 Chenango St.  
Birmingham 2, Ala. . . . . P.O. Box 2602  
1804 Seventh Ave., N.  
Bismarck, N. Dak. . . . . 418 Rosser Ave.  
Bluefield, W. Va. . . . . P.O. Box 980  
704 Bland St., Appalachian Bldg.  
Boise, Idaho . . . . . 1524 Idaho St.  
Boston 1, Mass. . . . . 140 Federal St.  
Buffalo 2, N. Y. . . . . 625 Delaware Ave.  
Butte, Mont. . . . . P.O. Box 836, 103 N. Wyoming St.  
Canton 4, Ohio . . . . . 1226 Market Ave., N.  
Cedar Rapids, Iowa . . . . . 210 Second St., S.E.  
Charleston 28, W. Va. . . . . P.O. Box 2313  
306 MacCorkle Ave., S.E.  
Charlotte 1, N. C. . . . . P.O. Box 1285  
112 S. Tryon St.  
Chattanooga 2, Tenn. . . . . 832 Georgia Ave.  
Chicago 80, Ill. . . . . 840 S. Canal St.  
Cincinnati 6, Ohio . . . . . 2621 Victory Pkwy.  
Cleveland 4, Ohio . . . . . 4966 Woodland Ave.  
Columbia 1, S. C. . . . . P.O. Box 1434, 1226 Bull St.  
Columbus 15, Ohio . . . . . 40 S. Third St.  
Corpus Christi, Texas . . . . . 205 N. Chaparral  
Dallas 2, Texas . . . . . 1801 N. Lamar St.  
Davenport-Bettendorf, Iowa . . . . . P.O. Box 630  
1039 State St.  
Dayton 2, Ohio . . . . . 11 W. Monument Bldg.  
Dayton 19, Ohio, Avia. & Def. . . . . 2600 Far Hills Ave.  
Denver 1, Colo. . . . . P.O. Box 2331  
650 Seventeenth St.  
Des Moines 12, Iowa . . . . . 2116 W. Grand Ave.  
Detroit 2, Mich. . . . . 700 Antoinette St.  
Duluth 2, Minn. . . . . 14 W. Superior St.  
El Paso, Texas . . . . . 215 N. Stanton  
Erie 2, Pa. . . . . 1001 State St.  
Eugene, Ore. . . . . P.O. Box 352, 1170 Pearl St.  
Evansville 5, Ind. . . . . P.O. Box 157  
312 N.W. Seventh St.  
Fairmont, W. Va. . . . . P.O. Box 1626  
310 Jacobs Bldg.  
Fergus Falls, Minn. . . . . P.O. Box 197  
108 N. Court Ave.  
Hawaii: American Factors, Ltd., P.O. Box 3230, Honolulu 1

Flint 2, Mich. . . . . 653 S. Saginaw St.  
Fort Wayne 6, Ind. . . . . 3606 So. Calhoun St.  
Fort Worth 2, Tex. . . . . 408 W. Seventh St.  
Fort Worth, Tex. . . . . P.O. Box 9218, Avia. & Def.,  
6100 Camp Bowie Blvd.  
Fresno 1, Calif. . . . . 407 Patterson Bldg.  
Tulare and Fulton St.  
Garden City, L. I., N. Y. . . . . Avia. & Def.,  
Franklin Nat'l Bank Bldg., 600 Old Country Rd.  
Grand Rapids 2, Mich. . . . . 425 Cherry St., S.E.  
Greensboro, N. C. . . . . P.O. Box 1162  
301 S. Elm St.  
Greenville, S. C. . . . . P.O. Box 1408  
108 W. Washington St.  
Gulfport, Miss. . . . . 207 Jo-Fran Bldg.  
Hagerstown, Md. . . . . P.O. Box 477  
Professional Arts Bldg.  
Hartford 5, Conn. . . . . 764 Asylum Ave.  
Houston 1, Texas . . . . . 1312 Live Oak St.  
Indianapolis 8, Ind. . . . . 3750 N. Meridian St.  
Jackson, Mich. . . . . 120 W. Michigan Ave.  
Jackson 1, Miss. . . . . 203 W. Capitol St.  
Jacksonville 2, Fla. . . . . Station G—Box 48  
700 E. Union St.  
Johnstown, Pa. . . . . 841 Oak St.  
Joplin, Mo. . . . . P.O. Box 948  
220½ W. Fourth St.  
Kalamazoo, Michigan . . . . . P.O. Box 447  
927 South Burdick St.  
Kansas City 5, Mo. . . . . 106 W. Fourteenth St.  
Knoxville 16, Tenn. . . . . 1301 Hannah Ave., N.W.  
Lake Charles, La. . . . . P.O. Box 5212  
422 Seventh St.  
Lansing 8, Mich. . . . . 814 Michigan National Tower  
Lexington, Ky. . . . . 402 First National Bank Bldg.  
Lincoln 8, Neb. . . . . Sharpe Bldg., 206 S. 13th St.  
Little Rock, Ark. . . . . 103 W. Capitol Ave.  
Los Angeles 54, Calif. . . . . 212 N. Vignes St.  
Los Angeles 5, Calif. . . . . Avia. & Def.,  
3325 Wilshire Blvd.  
Louisville 2, Ky. . . . . 455 S. Fourth St.  
Lubbock, Texas . . . . . P.O. Box 1464  
3302 Avenue "A"  
Macon, Ga. . . . . P.O. Box 1506, 682 Cherry St.  
Manchester, N. H. . . . . 1662 Elm St.  
Medford, Ore. . . . . P.O. Box 1349, 107 E. Main St.  
Memphis 3, Tenn. . . . . 8 N. Third St.  
Miami 32, Fla. . . . . 25 S.E. Second Ave.  
Midwest City, Okla. . . . . P.O. Box 5867  
Avia. & Def., 207 Post Office Bldg.  
Milwaukee 3, Wisc. . . . . 940 W. St. Paul Ave.  
Minneapolis 3, Minn. . . . . 12 S. Sixth St.  
Mobile, Ala. . . . . 704 Government St.  
Nashville 3, Tenn. . . . . 1717 W. End Building  
Newark 2, N. J. . . . . 520 Broad St.  
New Haven 6, Conn. . . . . 129 Church St.  
New Orleans 12, La. . . . . 837 Gravier St.  
Newport News, Va. . . . . P.O. Box 238, Warwick Sta.  
311 Main St.  
New York 22, N. Y. . . . . 570 Lexington Ave.  
Niagara Falls, N. Y. . . . . P.O. Box 715, 44 Fall St.  
Oakland 12, Calif. . . . . 409 Thirteenth St.

Oak Ridge, Tenn. . . . . 253 Main St., E.  
Oklahoma City 2, Okla. . . . . 119 N. Robinson St.  
Omaha 2, Nebr. . . . . 409 S. Seventeenth St.  
Pasco, Wash. . . . . P.O. Box 971, 824 W. Lewis St.  
Peoria 2, Ill. . . . . 309 Jefferson Bldg.  
Philadelphia 2, Pa. . . . . 3 Penn Center Plaza  
Phoenix, Ariz. . . . . P.O. Box 4037, 220 Luhrs Tower  
Pittsburgh 22, Pa. . . . . The Oliver Bldg., Mellon Sq.  
Portland 7, Ore. . . . . P.O. Box 909  
2929 N.W. 29th Ave.  
Providence 3, R. I. . . . . Industrial Nat'l Bank Bldg.  
Raleigh, N. C. . . . . P.O. Box 2507, 16 W. Martin St.  
Reading, Pa. . . . . 31 N. Sixth St.  
Richmond 17, Va. . . . . P.O. Box 2188  
700 E. Franklin St.  
Riverside, Calif. . . . . 3570 Ninth St.  
Roanoke 5, Va. . . . . P.O. Box 871  
920 S. Jefferson St.  
Rochester 4, N. Y. . . . . 89 E. Ave.  
Rockford, Ill. . . . . 110 S. First St.  
Rutland, Vt. . . . . 38½ Center St.  
Sacramento 14, Calif. . . . . 626 Forum Bldg.  
Saginaw, Mich. . . . . Second National Bank Bldg.  
St. Louis 1, Mo. . . . . 818 Olive St.  
Salt Lake City 10, Utah . . . . . P.O. Box 779  
200 S. Main St.  
San Antonio 5, Texas . . . . . 434 So. Main Ave.  
San Bernardino—Rialto, Calif. . . . . P.O. Box 387  
337 N. Riverside Ave.  
San Diego 1, Calif. . . . . P.O. Box 1222  
1240 Seventh Ave.  
San Francisco 6, Calif. . . . . 235 Montgomery St.  
Savannah, Ga. . . . . 40 East Bay St.  
Seattle 11, Wash. . . . . P.O. Box 1858  
710 Second Ave.  
Seattle 8, Wash. . . . . Avia. & Def., 220 Dawson St.  
Shreveport, La. . . . . 206 Beck Bldg.  
Sioux City 13, Iowa . . . . . 572 Orpheum Electric Bldg.  
South Bend 1, Ind. . . . . 112 W. Jefferson Blvd.  
Spokane 4, Wash. . . . . S. 162 Post St.  
Springfield, Ill. . . . . 607 E. Adams St.  
Springfield 3, Mass. . . . . 1387 Main St.  
Stockton, Calif. . . . . 2525 Pacific Ave.  
Syracuse 1, N. Y. . . . . P.O. Box 1021, 3532 James St.  
Tacoma 1, Wash. . . . . P.O. Box 1485  
1216 Washington Bldg.  
Tampa 1, Fla. . . . . P.O. Box 3092, 1206 North A St.  
Toledo 4, Ohio . . . . . 420 Madison Ave.  
Trenton 8, N. J. . . . . 214 E. Hanover St.  
Tucson, Ariz. . . . . P.O. Box 710, 650 N. Sixth Ave.  
Tulsa 3, Okla. . . . . 320 S. Boston Ave.  
Utica 2, N. Y. . . . . 258 Genesee St.  
Washington 5, D. C. . . . . 777—14th St., N.W.  
Waterloo, Iowa . . . . . 206 W. 4th St.  
Wenatchee, Wash. . . . . P.O. Box 676  
328 N. Wenatchee Ave.  
Wheeling, W. Va. . . . . 40 Fourteenth St.  
Wichita 2, Kan. . . . . 200 E. First St.  
Williamston, N. C. . . . . P.O. Box 748, 115 E. Main St.  
Worcester 5, Mass. . . . . 288 Grove St.  
York, Pa. . . . . 56 N. Harrison St.  
Youngstown 7, Ohio . . . . . 272 E. Indianola Ave.

Canada: Canadian General Electric Company, Ltd., Toronto

# GENERAL ELECTRIC SERVICE SHOPS

WHEN YOU NEED SERVICE . . . These G-E service shops will repair, recondition, and rebuild your electric apparatus. The facilities are available day and night, seven days a week, for work in the shops or on your premises. Latest factory methods and genuine G-E renewal

Albany, N. Y. . . . . 1097 Central Ave.  
Allentown, Pa. . . . . 668 E. Highland St.  
Appleton, Wisc. . . . . Midway Industrial Area,  
P.O. Box 83  
Atlanta—Chamblee, Ga. . . . . 5035 Peachtree  
Indus. Blvd.  
\*Arkansas City, Kan. . . . . P.O. Box 526  
Baltimore 30, Md. . . . . 920 E. Fort Ave.  
Boston—Medford 55, Mass. . . . . 3960 Mystic  
Valley Pkwy.  
Buffalo 11, N. Y. . . . . 318 Urban St.  
Charleston 28, W. Va. . . . . 306 MacCorkle Ave., S.E.  
Charlotte, N. C. . . . . 2328 Thrift Rd.  
Chicago 32, Ill. . . . . 4360 W. 47th St.  
Cincinnati 2, Ohio . . . . . 444 W. Third St.  
\*Cincinnati 3, Ohio . . . . . 956 E. Court St.  
Cleveland 4, Ohio . . . . . 4966 Woodland Ave.  
Columbus 23, Ohio . . . . . 2128 Eakin Rd.

Corpus Christi, Texas . . . . . 115 Busse St.  
Dallas, Texas . . . . . 3202 Manor Way  
Denver, Colo. . . . . 3353 Larimer St.  
Detroit 2, Mich. . . . . 5950 Third Ave.  
Ft. Wayne, Ind. . . . . 606 W. Superior St.  
Hialeah, Fla. . . . . 1062 E. 28th St.  
Houston 20, Texas . . . . . 5534 Harvey Vernon Dr.  
Indianapolis 22, Ind. . . . . 1740 W. Vermont St.  
Johnstown, Pa. . . . . 841 Oak St.  
Kansas City 20, Mo. . . . . 3525 Gardner Ave.  
Los Angeles 1, Calif. . . . . 6900 Stanford Ave.  
Louisville, Ky. . . . . 3900 Critten Dr.  
Midland, Tex. . . . . 3404 Bankhead Hwy.  
Milwaukee 3, Wisc. . . . . 940 W. St. Paul Ave.  
Minneapolis 12, Minn. . . . . 2025 49th Ave., N.  
New Orleans, La. . . . . 2815 N. Robertson St.  
New York—N. Bergen, N. J. . . . . 6001 Tonnelle Ave.  
Oakland, Calif. . . . . 1525 Peralta St.

parts are used to maintain peak performance of your equipment. For full information about these services, contact your nearest service shop or sales office.

\* Denotes Aircraft Service Shops

\*Ontario, Calif. . . . . Ont. Int'l Airport  
Philadelphia 24, Pa. . . . . 1040 E. Erie Ave.  
Pittsburgh 6, Pa. . . . . 6519 Penn Ave.  
Plantsville, Conn. . . . . 370 Atwater St.  
Portland 10, Oregon . . . . . 2727 N.W. 29th Ave.  
Richmond 24, Va. . . . . 1403 Ingram Ave.  
Roanoke 7, Va. . . . . 115 Albermarle Ave., S.E.  
Sacramento, Calif. . . . . 99 N. 17th St.  
St. Louis 10, Mo. . . . . 1115 East Rd.  
Salt Lake City 4, Utah . . . . . 301 S. Seventh W. St.  
San Francisco 3, Calif. . . . . 1098 Harrison St.  
Seattle 4, Wash. . . . . 3422 First Ave., S.  
\*Seattle 4, Wash. . . . . 3422 First Ave., S.  
Spokane 3, Wash. . . . . S. 155 Sherman St.  
Tampa 1, Fla. . . . . P.O. Box 1245  
Toledo 4, Ohio . . . . . 405 Dearborn St.  
York, Pa. . . . . 54 N. Harrison St.  
Youngstown 7, Ohio . . . . . 272 E. Indianola Ave.



# RENEWAL PARTS




## TYPE GT-555 GENERATOR


Model Numbers

5GT555A1

5GT555C1



**Model 5GT555C1 commutator end**

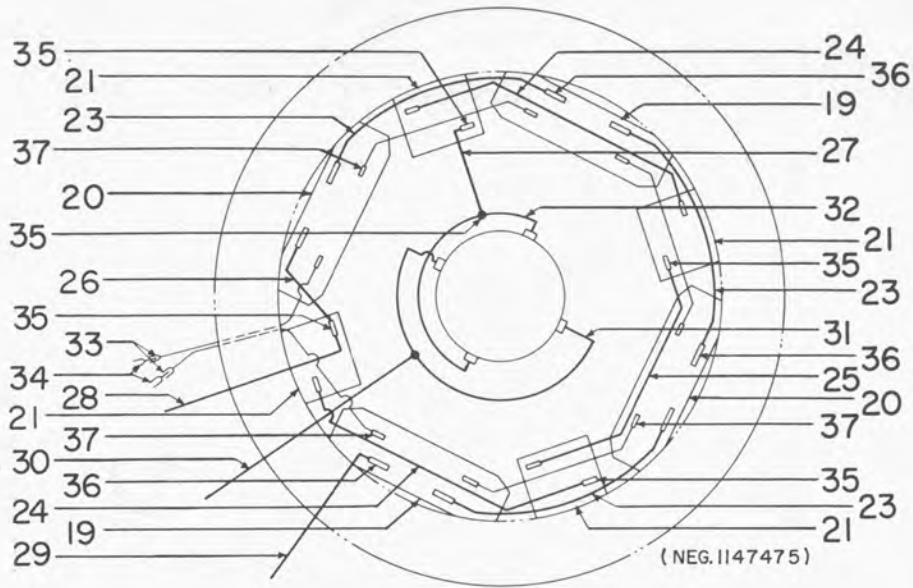


**Model 5GT555C1 fan end**

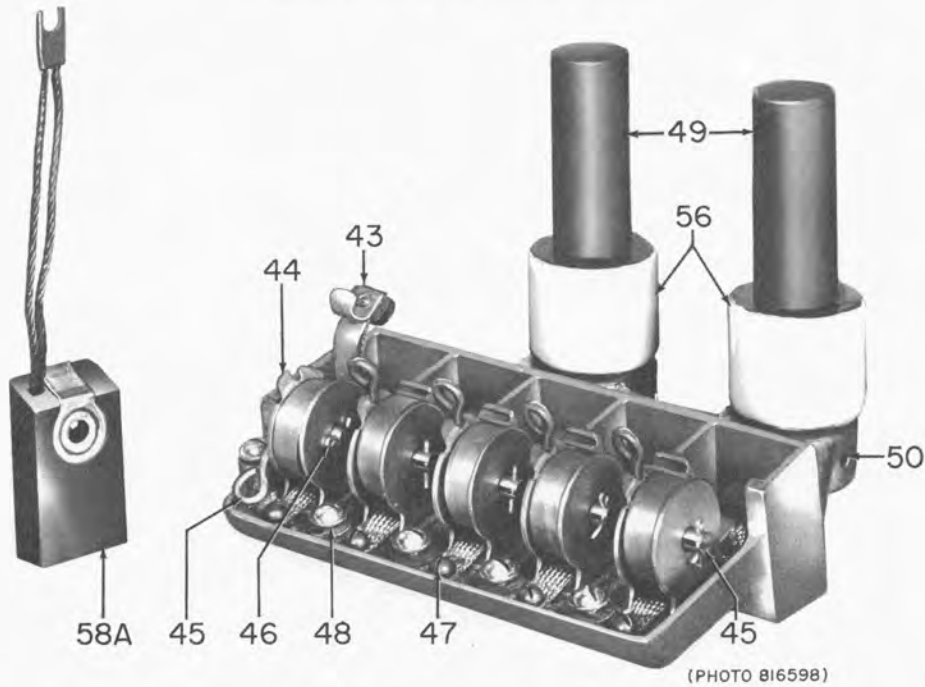
When ordering renewal parts, give quantity, catalog number, description of each item required, and complete nameplate reading.

GENERAL  ELECTRIC

**TYPE GT-555 GENERATOR**

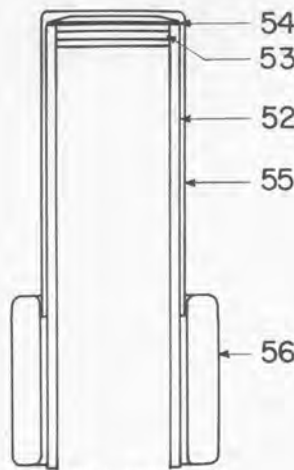


**Location of field coils and connections, commutator end**



**Brush holder ref. no. 42**

Ref. No.	No. Req'd. for Model 5GT555-		Cat. No.	Description
	A1	C1		
1	1	1	4748689G2	Commutator inspection cover with clamping lever, right-hand facing commutator end
2	1	1	4748689G1	Commutator inspection cover with clamping lever, left-hand facing commutator end
3	2	2	4759485	Clamping lever with ring link
4	2	2	N312P1816	Hinge rivet for clamping lever, 3/16 in. dia by 1 in., butt. hd., steel
5	1		4744387P3	Bearing cap for roller bearing, inner
6		1	4744387P6	Bearing cap for roller bearing, inner



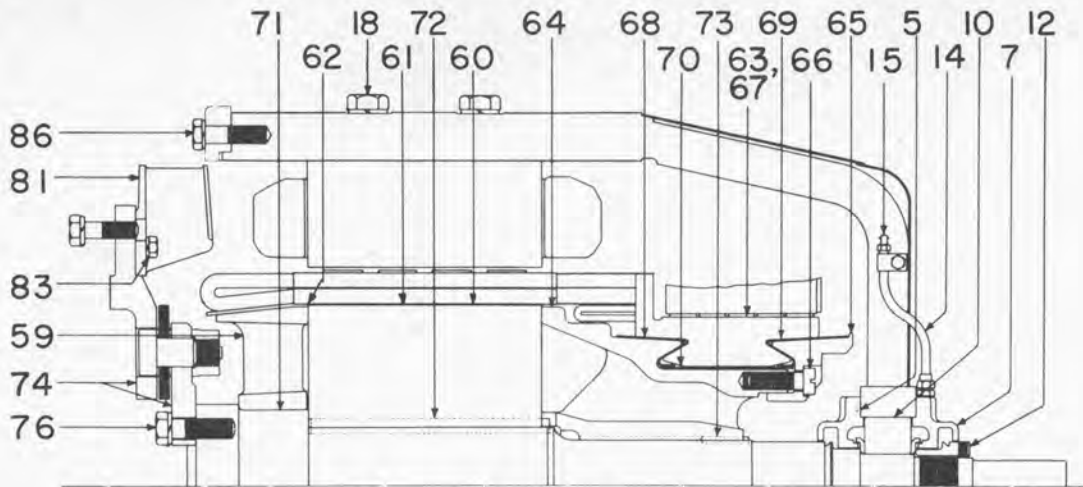
(PHOTO C-1196-I)

Insulation with insulator ref. no. 51

Ref. No.	No. Req'd. for Model 5GT555-		Cat. No.	Description
	A1	C1		
7	1		4744387P4	Bearing cap for roller bearing, outer
8		1	4744387P7	Bearing cap for roller bearing, outer
9		2	8819506P1	Gasket between inner or outer bearing cap and magnet frame
	4	4	N22P29060B	Bolt fastening bearing caps to magnet frame, 1/2 in. -13, 3 3/4 in., hex. hd.
	4	4	N405P45	Lock washer, 1/2 in.
10	1	1	8864954P19	Roller bearing
11	2	2	4713551	Lubricant flinger front or back of roller bearing
12	1	1	2735680G1	Retaining nut with set screws, for roller bearing
13	2	2	N70P2508	Set screw, for retaining nut, 3/8 in. -16, 1/2 in., hex. soc., cup point
14	1	1	2739316G2	Lubricant pipe with fittings and clamp
15	1	1	87X734	Lubricant fitting (Alemite Div., Stewart-Warner Corp., No. 1612)
16	1	1	6704585	Clamp for lubricant pipe
17	1	1	N22P25010B	Screw fastening pipe clamp to magnet frame, 3/8 in. -16, 5/8 in., hex. hd.
	1	1	N405P43	Lock washer, 3/8 in.
	4	4	2735658G1	Laminated pole piece for exciting field coil
18	8	8	8811667	Bolt fastening laminated pole piece to magnet frame
	8	8	N405P50	Lock washer, 1 in.
19	2	2	6751196G2	Exciting field coil, upper right-hand or lower left-hand, facing commutator end
20	2	2	6751196G1	Exciting field coil, upper left-hand or lower right-hand, facing commutator end
21	4	4	4748322G1	Commutating field coil with pole piece
	8	8	4732339P4	Shim for commutating pole piece
22	8	8	8811666	Bolt fastening commutating pole piece to magnet frame
	8	8	N405P49	Lock washer, 7/8 in.
23	3	3	4716052G11	Insulated connection strap for exciting field coil
24	2	2	4716052G3	Insulated connection strap for commutating field coil
25	1	1	4716052G4	Insulated connection strap for commutating field coil
26	1	1	6726203G1	Insulated connection strap, commutating field coil to exciting field coil
27	1	1	4716052G2	Connection strap, commutating field coil to negative bus ring (inner)
28	1	1	4716052G9	Insulated lead strap for commutating field coil
29	1	1	4729553G2	Insulated lead strap for exciting field coil
30	1	1	4729553G1	Insulated lead strap for positive bus ring (outer)
31	1	1	4729544G2	Insulated positive bus ring (outer)
32	1	1	4729544G1	Insulated negative bus ring (inner)
	8	8	262X49	†Solderless terminal for exciting coil connection cable or lead cable, drilled for No. 10 screw (Thomas and Betts Co., No. D26)

† Bulk cable is listed at end of text.

## TYPE GT-555 GENERATOR



Longitudinal section of generator  
model 5GT555A1

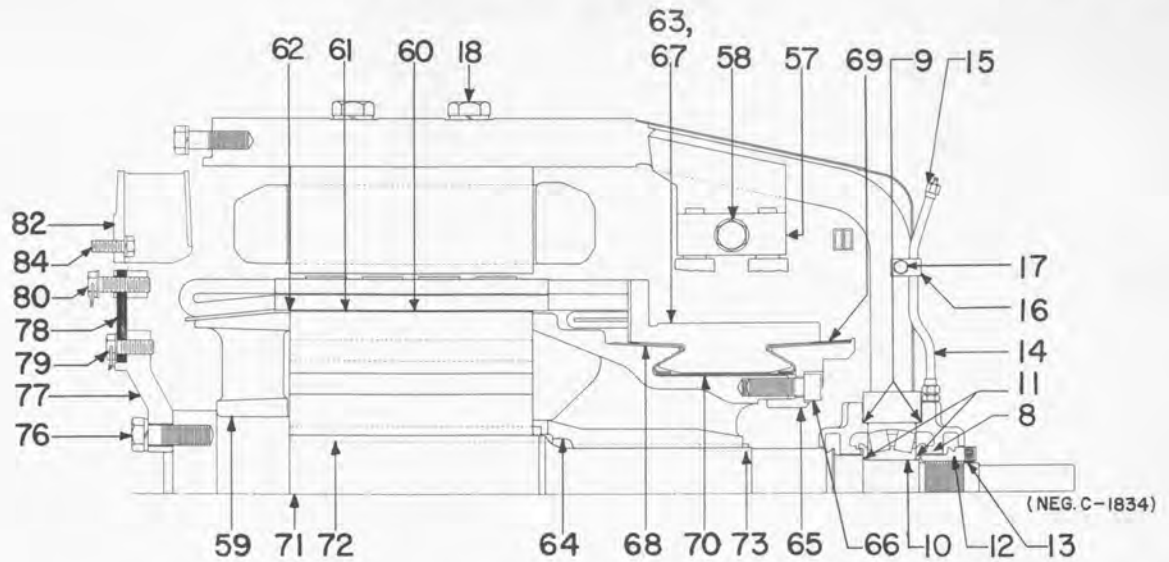
(NEG. II47476)

Ref. No.	No. Req'd. for Model 5GT555-		Cat. No.	Description
	A1	C1		
33	2	2	266X84	†Solderless terminal for lead cable, drilled for 1/4 in. bolt (Thomas and Betts Co., No. D71)
34	2	2	271X17	Solderless terminal for outside lead, drilled for No. 10 screw (Thomas and Betts Co., No. F26)
35	10	10	64X64	Bolt fastening insulated connection strap or lead to commutating field coil or bus ring, 1/2 in. -13, 1 in., hex. hd., 1/4 in. thick
36	8	8	63X858	Bolt fastening insulated connection strap or lead to exciting field coil, 1/2 in. -13, 3/4 in., hex. hd., 1/4 in. thick
37	4	4	N22P25012B	Bolt fastening bus ring to brush holder, 3/8 in. -16, 3/4 in., hex. hd.
	8	8	N44P16006B	Screw fastening connection cable or lead to field coil, 10-32, 3/8 in., fil. hd.
	18	18	N213P29B	Nut, 1/2 in. -13, hex., jam
	8	8	N210P16B	Nut, 10-32, hex.
	36	36	2703900	Plain washer for 1/2 in. bolt
	4	4	2705410	Plain washer for 3/8 in. bolt
	8	8	N405P39	Lock washer, No. 10
	4	4	6705248	Supporting block for bus rings
	4	4	6705249	Clamping plate for bus rings
	4	4	N22P29032B	Bolt fastening supporting block and clamping plate to magnet frame, 1/2 in. -13, 2 in., hex. hd.
	4	4	N405P45	Lock washer, 1/2 in.
38	6	6	4740774P7	Clamp (half) for insulated lead strap
39	3	3	4707296	Plate washer
40	6	6	N22P29044B	Bolt fastening lead strap clamp to magnet frame, 1/2 in. -13, 2 3/4 in., hex. hd.
	6	6	N405P45	Lock washer, 1/2 in.
41	1	1	8819217	Soft rubber bushing for cable leads
42	4	4	4729519G1	Brush holder with pressure arms and insulated studs
43	20	20	2380115	Pressure arm with shunt and tip
44	20	20	1320553	Holder for pressure arm
45	20	20	4754266	Hinge pin with adjusting lever, for pressure arm
46	20	20	N503P606B	Cotter pin for hinge pin, 1/16 in. dia by 3/8 in.
47	20	20	N37P14006B	Screw fastening pressure arm shunt to brush holder, 8-36, 3/8 in., rd. hd.
	20	20	N405P38	Lock washer, No. 8
48	20	20	4705754	Binding screw for brush pigtail
49	8	8	4732329G2	Insulated stud
50	8	8	87X546	Pin for insulated stud and brush holder body, 1/8 in. dia by 1 5/8 in.
51	8	8	4732329G3	Insulation with porcelain insulator
52	8	8	186V300	Insulation sleeve

† Bulk cable is listed at end of text.

TYPE GT-555 GENERATOR

GEF-2949B



Longitudinal section model 5GT555C1

Ref. No.	No. Req'd, for Model 5GT555-		Cat. No.	Description
	A1	C1		
53	32	32	2717148	Insulation washer for stud (small)
54	24	24	1428223	Insulation washer for stud (large)
55	8	8	186V469	Clamping sleeve for stud
56	8	8	2467286	Porcelain insulator for stud NOTE: Glass tape used between insulation sleeve and insulator is 0.015 in. by 1 in. G-E Material A2L7B. Tape must be treated by customer before applying. (Advice for treating will be furnished on request.)
57	4	4	4729531G1	Brush holder support (two parts)
58	4	4	N22P35048	Bolt fastening brush holder support to magnet frame, 3/4 in. -10, 3 in., hex. hd.
	4	4	N405P48	Lock washer, 3/4 in.
58A	20	20	6726218	πCarbon brush with pigtail
	1	1	4748320G1	Armature with commutator and shaft
	1	1	4748330G5	Armature rewinding kit consisting of: armature coils, equalizer coils, filler pieces, and set of armature rewinding insulations
	1	1	4748330G4	Set of armature binding insulations NOTE: Binder over commutator mica is A4A3B6 Cord. Sealer over commutator mica is A50E19A Varnish. Glass Tape is 0.005 in. by 3/4 in. A2L7B. (Tape must be treated by customer before applying. Advice for treating will be furnished on request.) Binding wire for core bands is 0.057 in. dia. B7A3, requiring approximately 335 ft (3 lbs). Binding wire for end bands is 0.057 in. dia. B4Y2, requiring approximately 320 ft (2.8 lbs). All are G-E Materials.
59	1	1	2735661P1	Armature head
	1	1	946X84	Set of armature punchings
60	269	269	2735673G1	Main punching (0.025 in. thick)
61	116	116	2735673G2	Groove punching (0.025 in. thick)
62	6	6	2735673G3	End punching (0.064 in. thick)
63	1	1	4729494G2	Commutator (seasoned)
63	1	1	4729494G1	§Commutator (unseasoned)

π When ordering, be sure to give complete nameplate designation of device for which Carbon Brush is to be used.

§ Customers not having commutator seasoning equipment should not order an unseasoned commutator nor a set of commutator segments. If customer has commutator seasoning equipment, advice for seasoning will be furnished on request.

## TYPE GT-555 GENERATOR

Ref. No.	No. Req'd. for Model 5GT555-		Cat. No.	Description
	A1	C1		
64	1	1	4729493P1	Shell for commutator
65	1	1	2744617P12	Cap for commutator
66	12	12	N29P35040	Bolt clamping commutator cap to shell, 3/4 in. -10, 2 1/2 in., hex. soc. hd.
67	1	1	4729494P4	§Set of copper and mica commutator segments, finished and bound (must be seasoned after assembly)
68	1	1	6709971P1	Combination inner and outer mica cone for back of commutator
69	1	1	6709972P1	Combination inner and outer mica cone for front of commutator
70	1	1	4729494P7	Mica collar under segments
71	1	1	2735675G2	Armature shaft with keys
72	1	1	4713531	Key for shaft and punchings
73	1	1	4713532	Key for shaft and commutator
	1	1	2766829ADP26	‡Balancing weight for armature head
	1	1	2766829ADP17	‡Balancing weight for commutator
74	1		4748329G1	Flexible coupling
75	6		4713629	Dowel pin for armature shaft and flexible coupling
76	6		N22P37044	Bolt fastening flexible coupling to armature shaft, 7/8 in. -9, 2 3/4 in., hex. hd.
	6		N405P49	Lock washer, 7/8 in.
77		1	9949931G1	Coupling flange with flexible disk
78		1	9949930P5	Flexible disk for coupling flange
75		6	4713629	Dowel pin for armature shaft and coupling flange
76		6	N22P37044	Bolt fastening coupling flange to armature shaft, 7/8 in. -9, 2 3/4 in. hex. hd.
		6	N405P49	Lock washer, 7/8 in.
79		15	8805142P1	Bolt fastening disk to coupling flange
80		10	8811635	Bolt fastening engine flywheel to flexible disk
		25	8805847P1	Plain washer
81	1		4744386G7	Fan
82		1	4744386G8	Fan
83	6		N22P29020B	Bolt fastening fan to flexible coupling, 1/2 in. -13, 1 1/4 in., hex. hd.
84		6	N22P29024B	Bolt fastening fan to engine flywheel, 1/2 in. -13, 1 1/2 in., hex. hd.
	6	6	N405P45	Lock washer, 1/2 in.
85	1	1	4713539	Key for shaft and pulley
86	12		4707552	Bolt fastening engine flywheel housing to generator magnet frame
	12		N405P48	Lock washer, 3/4 in.

## CABLE

Cable used for exciting field coil connections and leads is 37 No. 24 wire, M-9947305AB, requiring approximately 6 feet.

§ Customers not having commutator seasoning equipment should not order an unseasoned commutator nor a set of commutator segments. If customer has commutator seasoning equipment, advice for seasoning will be furnished on request.

‡ Balancing weights are furnished in complete rings, to be cut to suit when balancing armature. Each ring contains sufficient stock to balance approximately three armatures.



# TYPE GT-555 GENERATOR

GEF-2949B

## INDEX OF CATALOG NUMBERS

Catalog identifications in this index are arranged in order, reading from *left to right*, first alphabetically according to the prefix letter or letters, if used, and second numerically.

In this index all numbers with a letter prefix will precede those without prefixes.

The number of letters or digits does not affect placement in the table, thus A1999999 will precede A2, and ZZ9999999 will precede Cat. No. 1 (number without a prefix). Letters take precedence over numbers so that Cat. No. 26F1 will precede Cat. No. 261.

Cat. No.	Page	Cat. No.	Page	Cat. No.	Page	Cat. No.	Page
N210P16B-----	4	2467236-----	5	4716052G4 ----	3	4748689G1 ----	2
N213P29B-----	4	262X49 -----	3	4716052G9 ----	3	4748689G2 ----	2
N22P25010B---	3	266X84 -----	4	4729493P1 ----	6	4754266-----	4
N22P25012B---	4	2703900-----	4	4729494G1 ----	5	4759485-----	2
N22P29020B---	6	2705410-----	4	4729494G2 ----	5	63X858 -----	4
N22P29024B---	6	271X17 -----	4	4729494P4 ----	6	64X64 -----	4
N22P29032B---	4	2717148-----	5	4729494P7 ----	6	6704585-----	3
N22P29044B---	4	2735658G1 ----	3	4729519G1 ----	4	6705248-----	4
N22P29060B---	3	2735661P1 ----	5	4729531G1 ----	5	6705249-----	4
N22P35048 ----	5	2735673G1 ----	5	4729544G1 ----	3	6709971P1 ----	6
N22P37044 ----	6	2735673G2 ----	5	4729544G2 ----	3	6709972P1 ----	6
N29P35040 ----	6	2735673G3 ----	5	4729553G1 ----	3	6726203G1 ----	3
N312P1816 ----	2	2735675G2 ----	6	4729553G2 ----	3	6726218-----	5
N37P14006B---	4	2735680G1 ----	3	4732329C2 ----	4	6751196G1 ----	3
N405P38 -----	4	2739316G2 ----	3	4732329C3 ----	4	6751196G2 ----	3
N405P39 -----	4	2744617P12 ---	6	4732339P4 ----	3	87X546 -----	4
N405P43 -----	3	2766829ADP17- 6		4740774P7 ----	4	87X734 -----	3
N405P45 -----	3,4,6	2766829ADP26- 6		4744386C7 ----	6	8805142P1 ----	6
N405P48 -----	5,6	4705754-----	4	4744386C8 ----	6	8805847P1 ----	6
N405P49 -----	3,6	4707296-----	4	4744387P3 ----	2	8811635-----	6
N405P50 -----	3	4707552-----	6	4744387P4 ----	3	8811666-----	3
N44P16006B ---	4	4713531-----	6	4744387P6 ----	2	8811667-----	3
N503P606B ----	4	4713532-----	6	4744387P7 ----	3	8819217-----	4
N70P2508 ----	3	4713539-----	6	4748320G1 ----	5	8819506P1 ----	3
1320553-----	4	4713551-----	3	4748322G1 ----	3	8864954P19 ---	3
1428223-----	5	4713629-----	6	4748329G1 ----	6	946X84 -----	5
186V300 -----	4	4716052G11 ---	3	4748330G4 ----	5	9949930P5 ----	6
186V469 -----	5	4716052G2 ----	3	4748330G5 ----	5	9949931G1 ----	6
2380115-----	4	4716052G3 ----	3				

# WHEN YOU NEED SERVICE

IF YOU NEED TO REPAIR, recondition, or rebuild any electric apparatus, a G-E service shop near you is available day and night, seven days a week, for work in the shops or on your premises. Latest factory methods and genuine G-E renewal parts are used to maintain the original performance of your G-E equipment. For full information about these services, contact the nearest service shop or sales office listed below:

## APPARATUS SERVICE SHOPS

Appleton, Wisc. . . . . Midway Industrial Area,  
County Trunk, "P"  
Atlanta—Chamblee, Ga. . . . . 4639 Peachtree  
Indus. Blvd.  
Baltimore 30, Md. . . . . 920 E. Fort Ave.  
Boston—Medford 55, Mass. Mystic Valley Pkwy.  
Buffalo 11, N. Y. . . . . 318 Urban St.  
Charleston 28, W. Va. . . . . 306 MacCorkle Ave., S.E.  
Charlotte, N. C. . . . . 2328 Thrift Road  
Chicago 32, Ill. . . . . 4360 W. 47th St.  
Cincinnati 2, Ohio . . . . . 444 W. Third St.  
Cleveland 4, Ohio . . . . . 4966 Woodland Ave.  
Columbus 15, Ohio . . . . . 213 Cozzens St.  
Dallas 9, Texas . . . . . 3202 Manor Way  
Davenport—Bettendorf, Ia. . . . . 1039 State St.  
Decatur, Ill. . . . . 2225 E. Logan St.  
Denver 5, Colo. . . . . 3353 Larimer St.  
Detroit 2, Mich. . . . . 5950 Third Ave.  
Houston 20, Texas . . . . . 5534 Harvey Wilson Drive  
Indianapolis, Ind. . . . . 1740 W. Vermont St.  
Johnstown, Pa. . . . . 841 Oak St.  
Kansas City 8, Mo. . . . . 819 E. 19th St.  
Los Angeles 1, Calif. . . . . 6900 Stanford Ave.  
Louisville, Ky. . . . . 2014 New Main St.  
Midland, Tex. . . . . 3404 Bankhead Hwy.  
Milwaukee 3, Wisc. . . . . 940 W. St. Paul Ave.  
Minneapolis 12, Minn. . . . . 2025 49th Ave., N.  
New York 14, N. Y. . . . . 416 W. 13th St.  
Philadelphia 23, Pa. . . . . 1040 E. Erie Ave.  
Pittsburgh 6, Pa. . . . . 6519 Penn Ave.  
Portland 18, Oregon . . . . . 2727 N.W. 29th Ave.  
Richmond 24, Va. . . . . 1403 Ingram Ave.  
St. Louis 10, Mo. . . . . 1115 East Road  
Salt Lake City 4, Utah . . . . . 301 S. Seventh West St.  
San Francisco 3, Calif. . . . . 1098 Harrison St.  
Seattle 4, Wash. . . . . 3422 First Ave., S.  
Spokane 3, Wash. . . . . S. 115 Sherman St.  
Toledo 4, Ohio . . . . . 1 So. St. Clair St.  
York, Pa. . . . . 54 N. Harrison St.  
Youngstown 5, Ohio . . . . . 272 E. Indianola Ave.

## APPARATUS SALES OFFICES

Abilene, Texas . . . . . 442 Cedar St.  
Akron 8, Ohio . . . . . 335 S. Main St.  
Albany 7, N. Y. . . . . 90 State St.  
Albuquerque, N. Mex. . . . . 323 Third St., S.W.  
Alexandria, La. . . . . 720 Murray St.  
Allentown, Pa. . . . . 1014 Hamilton St.  
Amarillo, Texas . . . . . 402 Amarillo Bldg.  
Appleton, Wisc. . . . . 531 W. College Ave.  
Atlanta 3, Ga. . . . . 1860 Peachtree Rd., N.W.  
Augusta, Ga. . . . . 423 Masonic Bldg.  
Augusta, Me. . . . . 15 Grove St.  
Bakersfield, Calif. . . . . 211 E. 18th St.  
Baltimore 1, Md. . . . . 111 Park Ave.  
Bangor, Maine . . . . . 77 Central St.  
Baton Rouge 6, La. . . . . 3170 Florida Blvd.  
Battle Creek, Mich. . . . . 25 W. Michigan Ave.  
Beaumont, Texas . . . . . 1385 Calder Ave.  
Billings, Mont. . . . . 107½ N. 27th St.  
Binghamton, N. Y. . . . . 19 Chenango St.  
Birmingham 3, Ala. . . . . 1804 Seventh Ave., N.  
Bismarck, N. Dak. . . . . 418 Rosser Ave.  
Bluefield, W. Va. P.O. Box 447, Appalachian Bldg.  
Boise, Idaho . . . . . 1524 Idaho St.  
Boston 1, Mass. . . . . 140 Federal St.  
Buffalo 3, N. Y. . . . . 535 Washington St.  
Butte, Mont. P.O. Box 836, 103 N. Wyoming St.  
Canton 2, Ohio . . . . . 700 Tuscarawas St., W.  
Cedar Rapids, Iowa . . . . . 210 Second St., S.E.  
Charleston 28, W. Va. . . . . 306 MacCorkle Ave., S.E.  
Charlotte 1, N. C. . . . . 112 S. Tryon St.  
Chattanooga 2, Tenn. . . . . 832 Georgia Ave.  
Chicago 80, Ill. P.O. Box 5970A, 840 S. Canal St.  
Cincinnati 2, Ohio . . . . . 215 W. Third St.  
Cleveland 4, Ohio . . . . . 4966 Woodland Ave.  
Columbia 1, S.C. P.O. Box 1434, 1420 Lady St.  
Columbus 15, Ohio . . . . . 40 S. Third St.  
Corpus Christi, Texas . . . . . 205 N. Chaparral  
Dallas 2, Texas . . . . . 1801 N. Lamar St.  
Davenport—Bettendorf, Ia. . . . . 1039 State St.  
Dayton 2, Ohio . . . . . 11 W. Monument Bldg.  
Denver 2, Colo. . . . . 650 Seventeenth St.



For service outside the United States, Canada, and Hawaii, consult the nearest office of the International General Electric Company.

Des Moines 9, Iowa . . . . . 505 W. Fifth Ave.  
Detroit 2, Mich. . . . . 700 Antoinette St.  
Duluth 2, Minn. . . . . 14 W. Superior St.  
Elmira, N. Y. . . . . Main and Woodlawn Aves.  
El Paso, Texas . . . . . 215 No. Stanton  
Erie, Pa. . . . . 1001 State St.  
Eugene, Ore. . . . . 610 High St.  
Evansville 19, Ind. . . . . 123 N.W. Fourth St.  
Fairmont, W. Va. . . . . 310 Jacobs Bldg.,  
P.O. Box 1626  
Fergus Falls, Minn. 108 N. Court Ave. P.O. Box 197  
Flint 3, Mich. . . . . 653 S. Saginaw St.  
Fort Wayne 6, Ind. . . . . 3606 So. Calhoun  
Fort Worth 2, Texas . . . . . 408 W. Seventh St.  
Fresno 1, Calif. . . . . 407 Patterson Bldg.  
Tulare and Fulton St.  
Grand Rapids 2, Mich. 148 Monroe Ave., N.W.  
Greensboro, N. C. . . . . 301 S. Elm St.  
Greenville, S. C. . . . . 108 W. Washington St.  
Gulfport, Miss. . . . . 207 Jo-Fran Bldg.  
Hagerstown, Md. . . . . Professional Arts Bldg.  
Harrisburg, Pa. . . . . 300 N. Second St.  
Hartford 3, Conn. . . . . 410 Asylum St.  
Houston 1, Texas . . . . . 1312 Live Oak St.  
Huntsville, Ala. . . . . 1107 Times Bldg.  
Indianapolis 4, Ind. . . . . 110 N. Illinois St.  
Jackson, Mich. . . . . 120 W. Michigan Ave.  
Jackson 1, Miss. . . . . 203 W. Capitol St.  
Jacksonville 2, Fla. . . . . 700 E. Union St.  
Jamestown, N. Y. . . . . P.O. Box 548, 2 Second St.  
Johnson City, Tenn. . . . . 321-323 W. Walnut St.  
Johnstown, Pa. . . . . 841 Oak St.  
Joplin, Mo. . . . . P.O. Box 948, 220½ W. Fourth St.  
Kalamazoo 3, Mich. . . . . 112 Parkway Ave.  
Kansas City 6, Mo. . . . . 106 W. Fourteenth St.  
Knoxville 08, Tenn. . . . . 602 S. Gay St.  
Lansing 8, Mich. . . . . 306 Michigan National Tower  
Lexington, Ky. . . . . First National Bank Bldg.  
Lincoln 8, Nebr. . . . . Sharpe Bldg., 206 S. 13th St.  
Little Rock, Ark. . . . . 103 W. Capitol Ave.  
Los Angeles 54, Calif. . . . . 212 N. Vignes St.  
Louisville 2, Ky. . . . . 455 S. Fourth St.  
Macon, Ga. . . . . 682 Cherry St.  
Madison 3, Wisc. . . . . 16 N. Carroll St.  
Manchester, N. H. . . . . 875 Elm St.  
Medford, Ore. P.O. Box 1349, 205 W. Main St.  
Memphis 3, Tenn. . . . . 8 N. Third St.  
Miami 32, Fla. . . . . 25 S.E. Second Ave.  
Milwaukee 3, Wisc. . . . . 940 W. St. Paul Ave.  
Minneapolis 3, Minn. . . . . 12 S. Sixth St.  
Mobile 13, Ala. . . . . 54 St. Joseph St.  
Montgomery 4, Ala. . . . . 205 Montgomery St.  
Nashville 3, Tenn. . . . . 234 Third Ave., N.  
Newark 2, N. J. . . . . 744 Broad St.  
New Haven 6, Conn. . . . . 129 Church St.  
New Orleans 12, La. . . . . 837 Gravier St.  
New York 22, N. Y. . . . . 570 Lexington Ave.  
Niagara Falls, N. Y. . . . . 253 Second St.

Norfolk 10, Va. . . . . 229 W. Bute St.  
Oakland 12, Calif. . . . . 409 Thirteenth St.  
Oklahoma City 2, Okla. . . . . 119 N. Robinson St.  
Omaha 2, Nebr. . . . . 409 S. Seventeenth St.  
Pasco, Wash. . . . . 421 W. Clark St.  
Peoria 2, Ill. . . . . 309 Jefferson Bldg.  
Philadelphia 2, Pa. . . . . 1405 Locust St.  
Phoenix, Ariz. P.O. Box 4037, 303 Luhrs Tower  
Pittsburgh 22, Pa. . . . . The Oliver Bldg., Mellon Sq.  
Portland 3, Maine . . . . . 477 Congress St.  
Portland 7, Ore. . . . . 920 S.W. Sixth Ave.  
Providence 3, R. I. . . . . Industrial Trust Bldg.  
Raleigh, N. C. . . . . 336 Fayetteville St.  
Reading, Pa. . . . . 31 N. Sixth St.  
Richmond 17, Va. . . . . 700 E. Franklin St.  
Riverside, Calif. . . . . 3570 Ninth St.  
Roanoke 16, Va. . . . . 920-924 S. Jefferson St.  
Rochester 4, N. Y. . . . . 89 E. Ave.  
Rockford, Ill. . . . . 110 S. First St.  
Rutland, Vt. . . . . 38½ Center St.  
Sacramento 14, Calif. . . . . 626 Forum Bldg.  
Saginaw, Mich. . . . . Second National Bank Bldg.  
St. Louis 1, Mo. . . . . 818 Olive St.  
Salt Lake City 9, Utah . . . . . 200 S. Main St.  
San Antonio 5, Texas . . . . . 434 So. Main Ave.  
San Diego 1, Calif. . . . . 1240 Seventh Ave.  
San Francisco 6, Calif. . . . . 235 Montgomery St.  
San Jose 10, Calif. . . . . 460 Park Ave.  
Savannah, Ga. . . . . 4 E. Bryan St.  
Seattle 4, Wash. . . . . 710 Second Ave.  
Shreveport, La. . . . . 910 Shelby Bldg.  
Sioux City 13, Iowa . . . . . 572 Orpheum Electric Bldg.  
Sioux Falls, S. D. . . . . 306 South Phillips Ave.  
South Bend 1, Ind. . . . . 112 W. Jefferson Blvd.  
Spokane 8, Wash. . . . . S. 162 Post St.  
Springfield, Ill. . . . . 607 E. Adams St.  
Springfield 3, Mass. . . . . 1387 Main St.  
Stockton, Calif. . . . . 11 So. San Joaquin St.  
Syracuse 2, N. Y. . . . . 113 S. Jalaquin St.  
Tacoma 1, Wash. . . . . 1202 Washington Bldg.  
Tampa 6, Fla. . . . . 1206 North A St.  
Toledo 4, Ohio . . . . . 420 Madison Ave.  
Trenton 8, N. J. . . . . 214 E. Hanover St.  
Tucson, Ariz. . . . . P.O. Box 710, 650 N. Sixth Ave.  
Tulsa 3, Okla. . . . . 320 S. Boston Ave.  
Utica 2, N. Y. . . . . 258 Genesee St.  
Washington 5, D.C. . . . . 777-14th St., N.W.  
Waterbury 89, Conn. . . . . 111 W. Main St.  
Waterloo, Iowa . . . . . 206 W. 4th St.  
Wenatchee, Wash. . . . . 328 N. Wenatchee Ave.  
Wheeling, W. Va. . . . . 40 Fourteenth St.  
Wichita 2, Kan. . . . . 200 E. First St.  
Williamston, N. C. . . . . 115 E. Main St.  
Wilmington 98, Del. . . . . 1326 N. Market St.  
Worcester 5, Mass. . . . . 228 Grove St.  
York, Pa. . . . . 56 N. Harrison St.  
Youngstown 5, Ohio . . . . . 272 E. Indianola Ave.

Hawaii: American Factors, Ltd., P. O. Box 3230, Honolulu 1 Canada: Canadian General Electric Company, Ltd., Toronto

LOCOMOTIVE AND CAR EQUIPMENT DEPARTMENT, GENERAL ELECTRIC COMPANY, ERIE, PA.



# INSTRUCTIONS

GEI-23698B  
SUPERSEDES GEI-23698A

## IMPROVED VIBRATION DAMPERS FOR TYPE 17LH13B AND TYPE 17LH13D VOLTAGE-CONTROL RELAY

In order to improve the life of the vibration dampers used on the type 17LH13B and type 17LH13D voltage-control relays, the design has been changed to use a coned spiral spring mounting instead of the rubber mounts previously furnished on this equipment.

In installations where this change is desirable, it is a simple job to substitute the new mounting for the old one and the parts may be ordered as Cat. 152X49. These kits are available from warehouse stock and four are required to change over one relay. The rubber vibration damper, Cat. 226X90, is no longer available and for this application is now superseded by Cat. 152X49.

The vibration damper, Cat. 152X49, consists of the following parts:

Four Cat. 152X49 required for each relay.

- 1 - Vibration Damper, Cat. 8823840
- 1 - Steel Spacer, Cat. 8803787
- 1 - Copy of these change-over instructions, GEI-23698-B

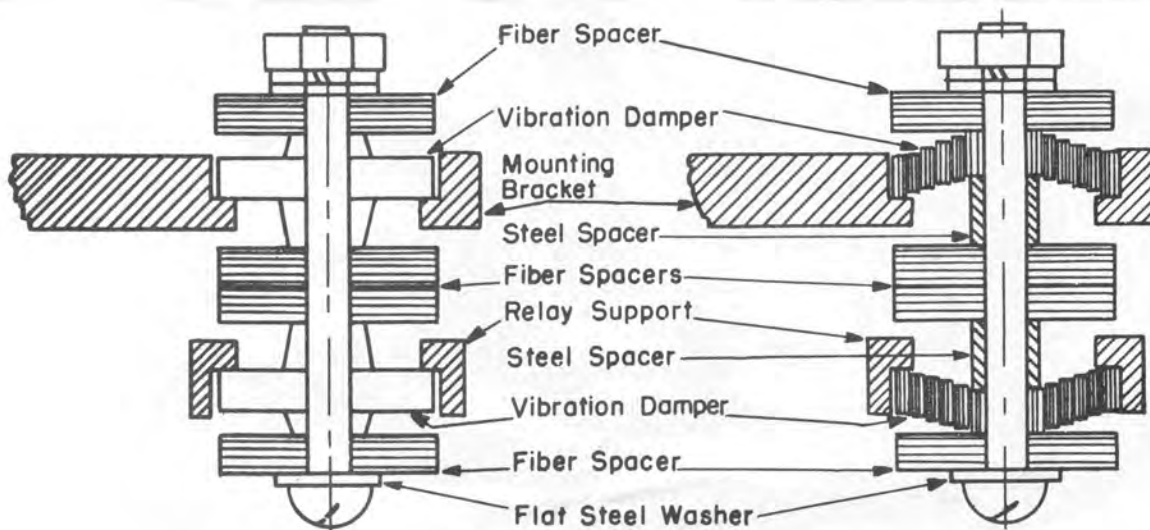


FIG. 1. CROSS SECTION OF PRESENT RUBBER VIBRATION DAMPER IN ASSEMBLED POSITION.

FIG. 2. CROSS SECTION OF ASSEMBLY OF CONED SPIRAL SPRING VIBRATION DAMPER.

These instructions do not purport to cover all details or variations in equipment nor to provide for every possible contingency to be met in connection with installation, operation or maintenance. Should further information be desired or should particular problems arise which are not covered sufficiently for the purchaser's purposes, the matter should be referred to the General Electric Company.

Do not order parts from plates in this publication.

GENERAL  ELECTRIC

CHANGE-OVER INSTRUCTIONS

DISASSEMBLY OF RELAY

1. Remove the top cover from relay.
2. Remove the type 17LV23 relay from the base by taking off the nuts from the two stationary mounting bolts. Lift off the washers and spacers from the stationary mounting bolts and remove the relay and mounting bracket from the bolts.
3. Remove the nuts from the two 8-36 by 1 1/2-in. screws that hold the rubber mountings in the mounting bracket, then remove the spacers and washers. Remove the mounting bracket from the relay. Remove the rubber mountings from the counterbores in the relay support and in the mounting bracket.

ASSEMBLY OF RELAY

Assemble the mounting bracket to the relay, using the new parts included in the conversion kit, Cat. 152X49. Assemble as shown in Fig. 2 using the same eight spacers, Cat. 6711524, and two machine screws, Cat. 174995, with washers and nuts which were previously removed.

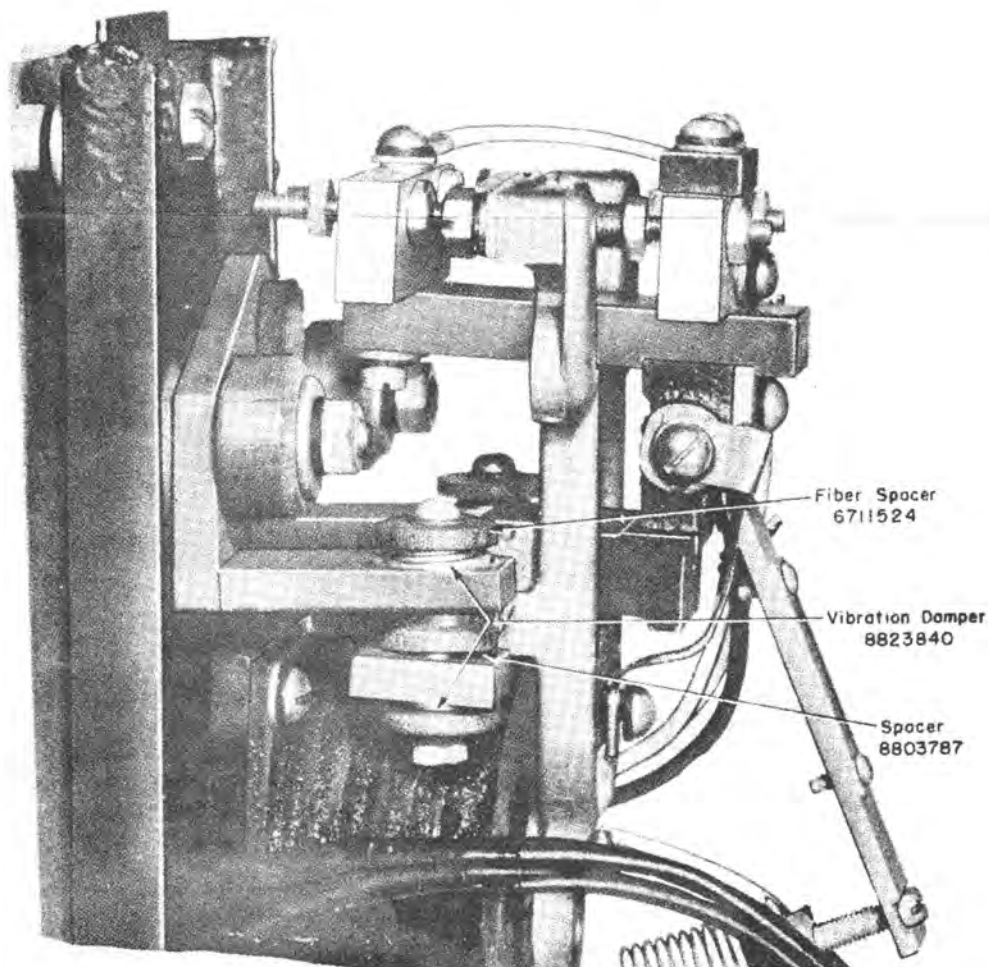


FIG. 3. VIEW OF ASSEMBLY OF CONED SPIRAL SPRING VIBRATION DAMPERS ON TYPE 17LH13D RELAY.

1. Assemble a flat steel washer and one fiber spacer, Cat. 6711524, on the machine screw, then slide on a vibration damper, Cat. 8823840, with the small end next to the washer.
2. Place it in the relay support so that the damper fits into the counterbore as shown.
3. Assemble in this order on the machine screw the following parts: steel spacer, Cat. 8803787, two fiber spacers, Cat. 6711524, followed by another steel spacer, Cat. 8803787.
4. Assemble this to the mounting bracket by placing a vibration damper, Cat. 8823840, over the screw so it fits in the counterbore of the bracket. Assemble fiber spacer, Cat. 6711524, over the dampers and secure it with the flat steel washer, lock washer and hex nut. Tighten the nut to obtain a full thread on the screw.
5. Install the relay on the base with the mounting bolts and spacers, as originally assembled.

TRANSPORTATION PARTS SERVICE OPERATION

**GENERAL**  **ELECTRIC**


TRANSPORTATION SYSTEMS DIVISION

ERIE, PENNSYLVANIA

# RENEWAL PARTS

## TYPE 17LH13 RELAYS

Forms 1B1, 1B2, C1, C2, +D1, D6, and F6



Type 17LH13B relay

When ordering renewal parts, give quantity, catalog number, description of each item required, and complete nameplate reading.

GENERAL  ELECTRIC

TYPE 17LH13 RELAYS

Ref. No.	Number Required for Type 17LH13-							Cat. No.	Description
	† B1	† B2	C1	C2	+ D1	D6	F6		
1	1	1						6721599	Base
1			1	1				6721931P1	Base
1					1	1	1	6724247	Base
2					1	1		6724227G1	Frame with studs
2							1	6724227G2	Frame with studs
3					1	1	1	6712168	Insulation shield between base and frame
			1	1				6711640P1	Insulation shield for base
			2	2				225X29	Wood screw fastening insulation shield to base
4	1							-----	Type 17LV23L18 RELAY (For parts see bulletin GEF-2907)
4		1						-----	Type 17LV23L20 RELAY (for parts see bulletin GEF-2907)
4			1	1				-----	Type 17LV23M19 RELAY (For parts see bulletin GEF-2907)
4					1	1	1	-----	Type 17LV23L26 RELAY (For parts see bulletin GEF-2907)
5	2	2						36X702	Screw fastening relay to base, 1/4 in. -20, 1 1/4 in. hex. h.
			2	2				46X820	Screw fastening relay to base, 1/4 in. -20, 3/4 in. hex. h.
					2	2	2	6712176	Insulation sleeve for relay mounting stud
6					4	4	4	6712130	Insulation spacer for relay mounting stud
7	2	2			2			271X62	Capacitor, 10 mu f, 300-volt (# 94680)
7						2	2	8862685G1	Capacitor, 4 mu f, 110-volt
7							5	595X84	Capacitor, 0.1 mu f (# AS145)
8	1	1						6710885	Support for cover and capacitors
8			1	1				6711639P1	Support for cover
8	1	1			1	1	1	6712180	Support for capacitors
								46X794	Screw fastening support to base, 1/4 in. -20, 3/4 in. f. h.
			1	1				46X820	Screw fastening support to base, 1/4 in. -20, 3/4 in. hex. h.
					1	1	1	46X777	Screw fastening support to base, 1/4 in. -20, 1 in. hex. h.
9	2	2			2	2	2	6714158	Clamp for capacitor
	1	1			1	1	1	133767	Screw fastening capacitor clamp to support, 10-32, 1/2 in. fil. h.
10	1	1			1	1	1	6711553	Cable clamp (wire)
11	2	2			2	2	2	6711552P1	Cable clamp (flat strip)
12	2	2			1	1	1	243044	Screw fastening clamp in position, 10-32, 3/8 in. fil. h.
	1	1						20X550	Screw fastening clamp in position, 10-32, 1 in. fil. h.
	1	1						6711525	Spacer for Cat. 20X550
13					2	2	2	225X30	Rubber bushing for cables (Δ 1450)
14	1	1			1	1	1	4759053	Resistor unit (114.85 ohms)
	7	7			7	7	7	143528	Screw fastening terminal to resistor unit, 10-32, 5/16 in. r h
15	2	2			2	2	2	6710886	Resistor unit support
	2	2						6711571P1	Insulation shield for resistor support
16					1	1	1	6725041	Frame for resistor unit supports
					1	1	1	6725042G1	Cover for resistor unit
					6	6	6	133767	Screw fastening cover to frame, 10-32, 1/2 in. fil. h
	1	1			1	1	1	4704658	Tie rod for resistor unit

† The Type 17LH13B1 or -B2 Relays may be changed to the Type 17LH13D6 by ordering a set of changeover parts Cat. 107X61.

+ The Type 17LH13D1 Relay may be changed to the Type 17LH13D6 by ordering a set of changeover parts Cat. No. 106X36.


# P. R. Mallory & Co.

Δ Continental Rubber Works.



**TYPE 17LH13 RELAYS**

GEF-3030C



**Type 17LH13D relay**

Ref. No.	Number Required for Type 17LH13-							Cat. No.	Description
	¶ B1	¶ B2	C1	C2	+ D1	D6	F6		
17, 18	4	4			4	4	4	36X702	Screw fastening Cat. 6710886 to base, 1/4 in. -20, 1 1/4 in. hex. h.
			2					5758472C10L	Resistor unit, 1 ohm
				2				5758472C18L	Resistor unit, 1.75 ohms
			1					196X33	Resistor unit, 7.2 ohms
				1				190X76	Resistor unit, 7.1 ohms
			3	3				225X35	Mounting screw for resistor unit, 1/4 in. -20, 4 3/4 in. hex. h.
			6	6				6706906	Insulation spacer for resistor unit
19					1			225X36	Resistor unit, 10 ohms (ø 0200B)
19						1	1	279X78	Resistor unit, 4 ohms (ø 0200N)
20					1	1	1	225X37	Resistor unit, 400 ohms (ø 0371C)
21					2	2	2	6712178	Support for resistor units
22					2	2	2	4731833P18	Screw fastening resistor unit to supports
23					4	4	4	6712179	Insulation spacer for resistor unit
24	4	5						4731833P12	Connection screw for base
24			4	4				4731833P13	Connection screw for base
24					5	5	5	4731833P10	Connection screw for base
	¶ B1	¶ B2	C1	C2	+ D1	D6	F6		

¶ The Type 17LH13B1 or -B2 Relays may be changed to the Type 17LH13D6 by ordering a set of changeover parts Cat. 107X61.

+ The Type 17LH13D1 Relay may be changed to the Type 17LH13D6 by ordering a set of changeover parts Cat. No. 106X36.

ø Ohmite Mfg. Co.

**TYPE 17LH13 RELAYS**

Ref. No.	Number Required for Type 17LH13-							Cat. No.	Description
	¶ B1	¶ B2	C1	C2	+ D1	D6	F6		
25	1	1						6711569P1 6711570P1	Insulation shield for three connection screws Insulation shield for one connection screw
26	1	1			5	5	5	6712181	Insulation shield for connection screw
27	2	2						6706904	Clamp for cables
28	4	4						98X125	Screw fastening clamp to base
					1	1		6712182	Marking plate for connection screws
29	7	7	4	4	7	7	7	417591	Tinned copper terminal, straight
30	3	4	2	2				434048	Tinned copper terminal, flag type, right-hand (double loop)
31	1	1	2	2				410567	Tinned copper terminal, flag type, left-hand (double loop)
			4	4				4708130	Tinned copper terminal, 0.195 in. bolt hole (single loop)
32					10	10	10	282X68 4704352	Solderless terminal (¶ B36G) Tinned copper terminal, 17/64 in. bolt hole (single loop)
33					1	1		6724248G1	Supporting bracket with catch, for cover
33							1	6724248G3	Supporting bracket with catch, for cover, upper
33							1	482A506G1	Supporting bracket with catch, for cover, lower
34					1	1	2	4757154	Spring catch with rivets, for cover
	1	1	1	1				4728939G1	Cover with screw
					1	1		2738996G1	Cover with fastener
							1	9948647G1	Cover with fasteners
	1	1	1	1				6710888	Screw for cover
	1	1	1	1				6710959	Snap ring for screw
				1	1	2		87X24	Fastener for cover (% A5-40)
				1	1	2		87X32	Grommet for fastener (% GA5-375)
	¶ B1	¶ B2	C1	C2	+ D1	D6	F6		

NOTE: The following items are steel unless otherwise specified.

**PLAIN WASHERS**

Cat. No.	Description
150279	For No. 10 screw
143974	For 1/4 in. screw, 1/16 in. thick
145978 <sup>7</sup>	For 1/4 in. screw, 1/8 in. thick
2712754	For 1/4 in. screw, 3/16 in. thick
2432292	For 1/4 in. screw, compound

**LOCK WASHERS**

Cat. No.	Description
54X441	For No. 10 screw
30X562	For 1/4 in. screw
69X842	For 1/4 in. screw, csk (& 1514)
66X896	For 1/4 in. screw, internal (& 1214)
596X30	For 1/4 in. screw, internal and external (& 4014-20-00)

**NUTS**

Cat. No.	Description
145996	10-32, hex. std
1X452	1/4 in. -20, hex. std

¶ The Type 17LH13B1 or -B2 Relays may be changed to the Type 17LH13D6 by ordering a set of changeover parts Cat. No. 107X61.

+ The Type 17LH13D1 Relay may be changed to the Type 17LH13D6 by ordering a set of changeover parts Cat. No. 106X36.


% Dzus Fastener Co.

& Shakeproof Lock Washer Co.

## The Thomas and Betts Co.

# RENEWAL PARTS

## TYPE 17LS8A, -B, AND -C RELAY



**Type 17LS8B relay**

**NOTE:-** The last number in the nameplate rating is the coil number. A letter following the last number indicates only that the apparatus has been set to trip at a certain value of current.

**Example:-** Type 17LS8A1 requires operating coil Cat. 2738643 and series coils Cat. 4731655G1.

### COILS

Coil Number	Operating Coil Ref. No. 1 1 Required	Series Coil Ref. No. 2 1 Required
	Catalog Number	Catalog Number
1	2738643	4731655G1
2	4739255	4731655G1
3	4739266	4731655G1
4	4739275	4731655G1
5	4739255	4731655G1
6	4739255	4731655G1
7	4739266	4731655G1
8	4739255	341B475G1

When ordering renewal parts, give quantity, catalog number, description of each item required, and complete nameplate reading.



## TYPE 17LS8A, -B, AND -C RELAY

Ref. No.	No. Req. for Type 17LS8-			Catalog Number	Description
	A	B	C		
	1	1	1	4710435	Rubber washer for operating coil
3	1	-	1	4731659	Base
3	-	1	-	6724232	Base
4	1	1	1	2712393	Insulation shield for base
	2	2	2	205064	Wood screw fastening insulation shield to base, No. 6, 3/8 in. f. h.
5	1	1	1	2716605	Magnet core for coils
6	1	1	1	4715250	Insulation tube for magnet core
7	2	2	2	1430984	Insulation flange for series coil
	1	1	1	4715014	Spacer between series coil lead and base
	2	2	2	N44P16016B	Screw fastening series coil terminal to base, 10-32, 1 in. fil. h.
	1	1	1	2432520	Fiber washer between coils
8	1	1	1	4756094	Frame with pivot pin for armature
9	1	1	1	4715013	Insulation shield between coils and frame
	3	3	3	N530P404B	Screw fastening insulation shield to frame, 4, 1/4 in. r. h.
	2	-	2	N44P21012B	Screw fastening frame to base, 1/4 in. -20, 3/4 in. fil. h.
	-	2	-	N44P21010B	Screw fastening frame to base, 1/4 in. -20, 5/8 in. fil. h.
10	1	-	-	2712485	Armature with bushing and spring post
10	-	1	-	4709103	Armature with bushing and spring post
10	-	-	1	498A448G1	Armature with bushing and spring post
	1	1	1	2712392	Bushing for armature
11	1	1	1	729749	Tension spring with plug, for armature
12	1	-	1	4711454	Adjusting screw for tension spring
12	-	1	-	6700692	Adjusting screw for tension spring
	1	-	1	2712500	Contact finger
13	-	1	-	6728616G2	Contact finger with shunt, tip on shunt side
14	-	1	-	6728616G1	Contact finger with shunt, tip on side opposite shunt
15	-	1	-	4765788	Support for contact fingers
16	-	1	-	4704972	Insulation shield for support
	-	2	-	N44P16006B	Screw fastening finger support to armature, 10-32, 3/8 in. fil. h.
17	1	-	1	6721283	Compression spring for contact finger
17	-	1	-	170634	Compression spring for contact finger
18	1	-	1	6712228	Spring post for compression spring
18	-	2	-	4703610	Spring post for compression spring
19	2	4	2	1450952	Spring seat for compression spring
	1	-	1	4737001G4	Shunt with terminals for contact finger
	1	-	1	2712739	Screw fastening shunt to contact finger
20	1	-	1	N44P16016B	Screw fastening shunt to post, 10-32, 1 in. fil. h.
20	-	2	-	N44P16020B	Screw fastening shunt to post, 10-32, 1 1/4 in. fil. h.
21	1	1	1	2711908	Stop screw for armature
22	1	1	1	9963477G3	Stationary contact stud, 3/4 in. long
23	-	1	-	9963477G10	Stationary contact stud, 1 5/8 in. long
24	1	-	1	4715245	Supporting post for contact stud
24	-	1	-	4712686	Supporting post for contact stud
25	1	-	1	4704616	Supporting post for stop screw
25	-	1	-	6712155	Supporting post for stop screw and contact stud
26	1	-	1	2716762	Supporting post for shunt
26	-	1	-	4709102	Supporting post for shunt
	1	-	1	4715251	Support for terminal
	2	-	2	N44P21012B	Screw fastening supporting post to base, 1/4 in. -20, 3/4 in. fil. h.
	-	3	-	N44P21010B	Screw fastening supporting post to base, 1/4 in. -20, 5/8 in. fil. h.
	-	1	-	4731833P6	Screw fastening terminal to supporting post
27	2	2	2	N44P16006B	Screw fastening terminal to operating coil, 10-32, 3/8 in. fil. h.
	1	-	1	N44P21016B	Screw fastening terminal to support, 1/4 in. -20, 1 in. fil. h.

**TYPE 17LS8A, -B, AND -C RELAY**

GEF-3034C

NOTE:- The following items are steel unless otherwise specified.

**PLAIN WASHERS**

Catalog Number	Description
311V682	For No. 8 screw, 3/8 in. O.D. 0.006 in. , brass
311V673	For No. 8 screw, 7/16 in. O.D. 0.034 in. , brass
N402P9B	For No. 10 screw
N402P11B	For 1/4 in. bolt
N402P13B	For 3/8 in. bolt

**LOCK WASHERS**

Catalog Number	Description
N405P39P	For No. 10 screw
N405P41P	For 1/4 in. bolt
N405P43P	For 3/8 in. bolt

**NUTS**

N210P16B	10-32 hex. std.
N203P25B	3/8 in. -16, hex. std.

**COTTER PINS**

N503P608B	1/16 in. by 1/2 in.
N503P912B	3/32 in. by 3/4 in.

LOCOMOTIVE AND CAR EQUIPMENT DEPARTMENT

**GENERAL**  **ELECTRIC**

ERIE, PA.

1-65(300)

8-66(125)

PRINTED  
IN  
U.S.A.

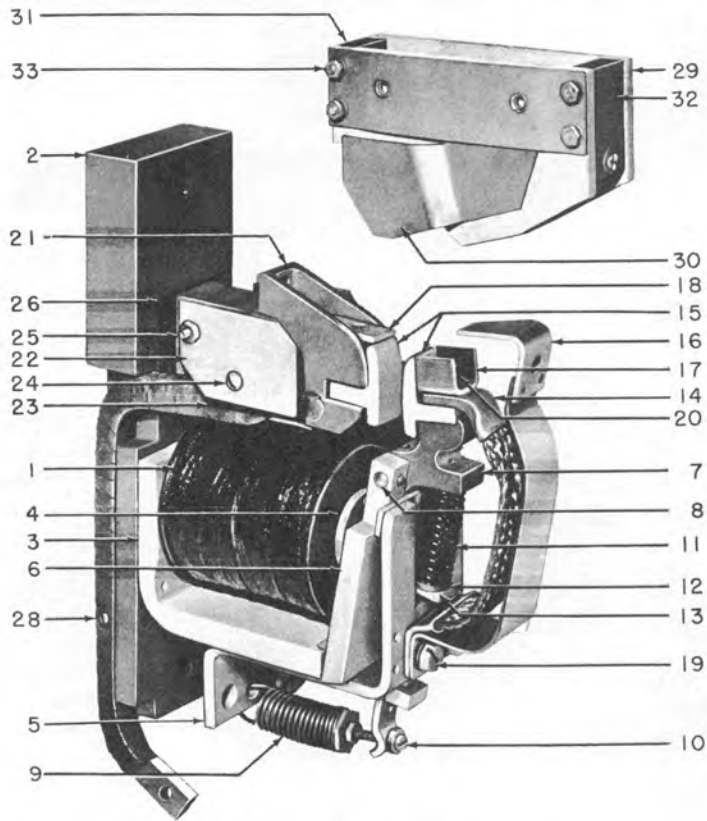


# RENEWAL PARTS

## TYPE 17CM12 CONTACTORS

Forms B, J, L, S, AD, AL, AM, AT, AV, AW, AY, BR, BW, and CA

SEE OBSOLESCENCE LETTER 78-1



Type 17CM12L contactor

NOTE:- The last number in the nameplate rating is the operating coil number.

EXAMPLE:- Type 17CM12B23 indicates that operating coil Cat. 4739326 is required.

Ref. No. 1 - OPERATING COILS - (1 Required)

Coil No.	Cat. No.	Coil No.	Cat. No.	Coil No.	Cat. No.	Coil No.	Cat. No.
2	†2738575	11	†2738679	23	4739326	36	4739484
3	†2738576	15	†2738770	27	4739345	37	8827023
4	†2738585	16	†4739110	29	4739364	38	8827058
5	2738588	17	†4739131	30	4739369	39	8860451
6	†2738604	18	†2738576	31	4739382	42	8860471
7	2738605	19	†2738701	33	4739368	43	4739488
10	†2738701	20	†4739235	34	4739366		

† See page 5 for table of new design operating coils.

When ordering renewal parts, give quantity, catalog number, description of each item required, and complete nameplate reading



TYPE 17CM12 CONTACTORS

Ref. No.	Number Required for Type 17CM12-														Cat. No.	Description
	B	J	L	S	AD	AL	AM	AT	AV	AW	AY	BR	BW	CA		
	1	1	1	1	1	1	1	1	1	1	1	1			4710413	Rubber washer between operating coil and magnet frame
		2	2										2	2	207248	Screw fastening operating coil to magnet frame, 8-36
2	1	1	1	1	1							1			4710370	Supporting block
					1								1	1	6716709	Supporting block
2						1									4711745	Supporting block
2							1		1	1	1				6712042	Supporting block
3	1	1	1	1	1	1	1	1	1	1	1	1	1	1	4768834	Magnet frame
	2	2	2	2	2	2	2	2	2	2	2	2	2	2	187184	Screw fastening magnet frame to supporting block, 5/16 in.-18
	1														6703437	Insulation between operating coil and magnet frame, for Type 17CM12B10 and 17CM12B19 Contactors only
	2														91X733	Screw fastening insulation to magnet frame
4	1	1	1	1	1	1	1	1	1	1	1	1	1	1	4710372	Magnet core for operating coil
	1	1	1	1	1	1	1	1	1	1	1	1	1	1	143997	Screw fastening magnet core to magnet frame, 3/8 in. 16
	1				1								1	1	4710507	Sleeve for magnet core, for Type 17CM12B3, -B5, -B18, -AL38, -BW37, and -CA37 Contactors only
5	1	1	1	1	1	1	1	1	1	1	1	1	1	1	4737935AB	Armature stop
	2	2	2	2	2	2	2	2	2	2	2	2	2	2	46X777	Screw fastening armature stop to magnet frame, 1/4 in.-20
	1	1	1	1	1	1		1	1	1			1	1	108X19	Armature with contact lever and hinge pin
							1					1			162X88	Armature with contact lever and hinge pin
6	1	1	1	1	1	1		1	1	1			1	1	4768852G1	Armature with spring bracket
6								1					1		960792G2	Armature with spring bracket
7	1	1	1	1	1	1	1	1	1	1	1	1	1	1	8802317	Contact lever with bushing
	1	1	1	1	1	1	1	1	1	1	1	1	1	1	47504840	†Bushing for contact lever
8	1	1	1	1	1	1	1	1	1	1	1	1	1	1	6702237	Hinge pin for contact lever
	2	2	2	2	2	2	2	2	2	2	2	2	2	2	89X62	Rivet for hinge pin
9	1	1	1	1	1	1	1	1	1	1			1	1	4735918	§Tension spring with plug, for armature
9	1	1	1	1			1	1	1	1					6724926	§Tension spring with plug, for armature
9		1													3823898	Tension spring with plug, for armature
9												1	1		4735923	Tension spring with plug, for armature
10	1	1	1	1	1	1	1	1	1	1	1	1	1	1	6700342	Adjusting screw for tension spring, 10-32
10		1													6706033	Adjusting screw for tension spring, 10-32
11	1		1			1	1	1							6724971	Compression spring for contact lever
11		1								1	1				4731901	Compression spring for contact lever
11		1			1				1						6724998	Compression spring for contact lever
11				1											4735919	Compression spring for contact lever
11												1	1		4734900	Compression spring for contact lever
12	1	1	1	1	1	1	1	1	1	1	1	1	1	1	4710379	Spring seat for compression spring
13	4	4	4	4	4	4	4	4	4	4	4	4	4	4	4710450	Shim for spring seat
14	1	1	1	1	1				1	1	1	1	1	1	4767443	Flexible shunt for contact lever
14					1	1	1								4731183	Flexible shunt for contact lever
15	2							2							4712980	Contact tip
15		2			2				2	2					6703513	Contact tip
15			2										2	2	6701049	Contact tip
15				2		2	2								4715959	Contact tip
16	1	1	1		1	1			1	1	1	1	1	1	4710825	Arcing horn with spring

† Bushing should be burnished to size after assembly by using tool Cat. No. 4735725P1.

§ Tension spring Cat. 6724926 is for use only on contactors equipped with interlocks having three or more normally closed contacts. Tension spring Cat. 4735918 should be used for all other applications.



TYPE 17CM12 CONTACTORS

GEF-3041D

Ref. No.	Number Required for Type 17CM12-														Cat. No.	Description
	B	J	L	S	AD	AL	AM	AT	AV	AW	AY	BR	BW	CA		
16				1			1	1							4715961	Arcing horn with spring
17	1	1	1		1	1			1	1	1	1	1	1	6712196	Arcing horn for movable contact tip
18	1	1	1		1	1			1	1	1	1	1	1	6712197	Arcing horn for stationary contact tip
19	2	2	2	2	2	2	2	2	2	2	2	2	2	2	126872	Screw fastening shunt and arcing horn spring to armature stop 5/16 in.-18
20	2	2	2		2	2			2	2	2	2	2	2	91X103	Screw fastening contact tip in position 5/16 in.-18
20				1			1	1							91X103	Screw fastening movable contact tip to contact lever 5/16 in.-18
				1			1	1							82X219	Screw fastening stationary contact tip to support 5/16 in.-18
21	1	1	1	1	1							1	1	1	4755868	Stationary contact support with blowout coil, insulated core, and pole pieces
21						1	1								4756848	Stationary contact support with blowout coil, insulated core, and pole pieces
21								1							113X8	Stationary contact support with blowout coil, insulated core, and pole pieces
21									1	1	1				113X6	Stationary contact support with blowout coil, insulated core, and pole pieces
	1	1	1	1	1	1	1	1	1	1	1	1	1	1	4750508	Insulated core for blowout coil
	1	1	1	1	1	1	1	1	1	1	1	1	1	1	4710381	Core for blowout coil
	1	1	1	1	1	1	1	1	1	1	1	1	1	1	4715482	Insulation tube for core
	2	2	2	2	2	2	2	2	2	2	2	2	2	2	4715483	Spool end for core
22	2	2	2	2	2	2	2	2	2	2	2	2	2	2	4710384	Pole piece for blowout coil
23	2	2	2	2	2	2	2	2	2	2	2	2	2	2	4710809	Insulation between pole piece and stationary contact support
24	2	2	2	2	2	2	2	2	2	2	2	2	2	2	105113	Screw fastening pole piece to core 10-32
25	1	1	1	1	1	1	1	1	1	1	1	1	1	1	134976	Screw fastening pole piece to stationary contact support 10-32
	1	1	1	1	1	1	1	1	1	1	1	1	1	1	4710386	Insulation tube for Cat. 134976
	2	2	2	2	2	2	2	2	2	2	2	2	2	2	4710385	Spacer between pole piece and stationary contact support
26	1	1	1	1	1								1		4710409	Insulation shield between stationary contact support and supporting block (L shaped)
26			1			1				1			1	1	4711837	Insulation shield between stationary contact support and supporting block (flat)
26					1	1	1	1	1	1	1		1	1	6712046	Insulation shield between stationary contact support and supporting block (L shaped)
	2	2	2	2	2	2	2	2	2	2	2	2	2	2	187184	Screw fastening stationary contact support to supporting block 5/16 in.-18
28	1	1	1	1	1	1	1					1	1	1	15988	Wood screw fastening blowout coil lead to supporting block
								1	1	1	1				46X777	Screw fastening blowout coil terminal block to supporting block 1/4 in.-20
	1	1	1		1	1			1	1	1	1	1		2728651G3	Arc chute
				1			1	1						1	4745353G1	Arc chute
29	2	2	2		2	2			2	2	2	2	2		4704533	Side plate for arc chute
29			2				2	2						2	4715962	Side plate for arc chute
30	1	1	1		1	1			1	1	1	1	1		4710454	Pole piece with insulation, left-hand facing front of contactor
30			1				1	1						1	4756736	Pole piece with insulation, left-hand facing front of contactor

**TYPE 17CM12 CONTACTORS**

Ref. No.	Number Required for Type 17CM12-														Cat. No.	Description
	B	J	L	S	AD	AL	AM	AT	AV	AW	AY	BR	BW	CA		
	1	1	1		1	1			1	1	1	1	1		4710453	Pole piece with insulation, right-hand facing front of contactor
				1		1	1							1	4756735	Pole piece with insulation, right-hand facing front of contactor
31	1	1	1		1	1			1	1	1	1	1		4755209	Short spacing block with latch pin
31				1		1	1							1	4756737	Short spacing block with latch pin
32	1	1	1		1	1			1	1	1	1	1		4755210	Long spacing block with latch pin
32				1		1	1							1	4756738	Long spacing block with latch pin
				1		1	1							1	2710147	Latch pin for long spacing block 10-32
				1		1	1							1	4715965	Arc suppressor plate
33	4	4	4		4	4			4	4	4	4	4		198709	Clamping screw for arc chute 10-32
33				6		6	6							6	200487	Clamping screw for arc chute 10-32
	B	J	L	S	AD	AL	AM	AT	AV	AW	AY	BR	BW	CA		

NOTE:- The following items are steel unless otherwise specified.

**PLAIN WASHERS**

Cat. No.	Description
155830	For No. 8 screw
150279	For No. 10 screw
143974	For 1/4 in. screw
145598	For 5/16 in. screw, 5/8 in. O.D.
147674	For 5/16 in. screw, 7/8 in. O.D.
141259	For 3/8 in. screw

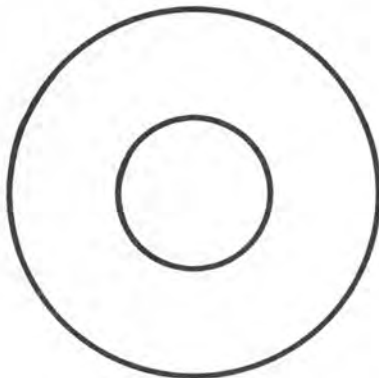
**LOCK WASHERS**

Cat. No.	Description
54X473	For No. 8 screw
54X441	For No. 10 screw
71X749	For No. 10 screw, Shakeproof
30X562	For 1/4 in. screw
6X814	For 5/16 in. screw
6X815	For 3/8 in. screw

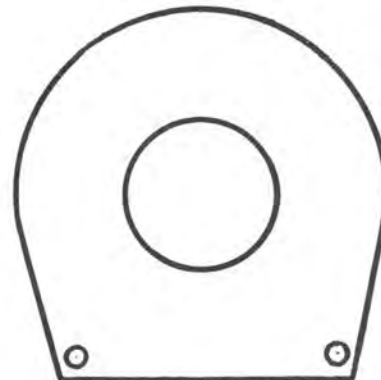
**NUTS**

Cat. No.	Description
145996	10-32, hex. std
151175	10-32, hex. std, brass
141255	3/8 in.-16, hex std

Two designs of operating coils have been furnished for the Type 17CM12 Contactor. The first design of operating coil Fig. 1 has round spool flanges at both ends, the second design Fig. 2 has one round and one offset spool flange which provides for fastening to the contactor frame by means of two 8-36, 1/2 in. r.h. screws Cat. 207248. This design prevents breaking connections by the turning of the operating coil.



**Fig. 1**



**Fig. 2**

Operating Coils listed in this table are interchangeable, except that the contactor frame must be machined in accordance with Fig. 3 before the operating coils of the second design can be applied. The rubber washers used with operating coils of the first design Fig. 1 are not required for the second design Fig. 2.

Operating Coil Fig. 1 Design	Cat. No. Fig. 2 Design	Operating Coil Fig. 1 Design	Cat. No. Fig. 2 Design	Operating Coil Fig. 1 Design	Cat. No. Fig. 2 Design
2738575	4739326	2738604	4739367	4739110	4739414
2738576	4739327	2738701	4739328	4739131	4739382
2738585	4739366	2738679	4739368	4739235	4739369
		2738770	4739364		

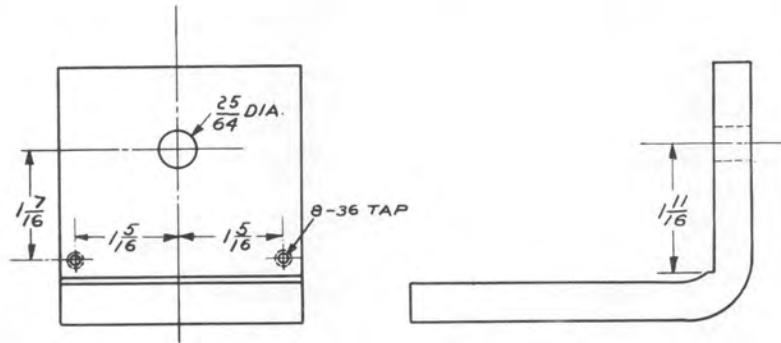


Fig. 3

1. Remove partial radius in bend of frame as shown.
2. Drill and tap frame locating two tapped holes from the center of the present 25/64 in. diam hole in frame.
3. Place new design coil retainer furnished with coil between core body and coil spool with long end inside coil and short end under core head.

TYPE 17CM12 CONTACTORS

INDEX OF CATALOG NUMBERS

Catalog identifications in this index are arranged in order, reading from left to right, first alphabetically according to the prefix letter or letters, if used, and second numerically.

In this index all numbers with a letter prefix will precede those without prefixes.

The number of letters or digits does not affect placement in the table, thus A1999999 will precede A2, and ZZ9999999 will precede Cat. No. 1 (number without a prefix). Letters take precedence over numbers so that Cat. No. 26F1 will precede Cat. No. 261.

Cat. No.	Page	Cat. No.	Page	Cat. No.	Page	Cat. No.	Page
105113-----	3	2738770-----	1,5	4735919-----	2	4768852G1 ----	2
108X19 -----	2	30X562 -----	4	4735923-----	2	54X441 -----	4
113X6 -----	3	46X777 -----	2,3	4737935AB ----	2	54X473 -----	4
113X8 -----	3	4704533-----	3	4739110-----	1,5	6X814 -----	4
126872-----	3	4710370-----	2	4739131-----	1,5	6X815 -----	4
134976-----	3	4710372-----	2	4739235-----	1,5	6700342-----	2
141255-----	4	4710379-----	2	4739326-----	1,5	6701049-----	2
141259-----	4	4710381-----	3	4739327-----	5	6702237-----	2
143974-----	4	4710384-----	3	4739328-----	5	6703437-----	2
143997-----	2	4710385-----	3	4739345-----	1	6703513-----	2
145598-----	4	4710386-----	3	4739364-----	1,5	6706033-----	2
145996-----	4	4710409-----	3	4739366-----	1,5	6712042-----	2
147674-----	4	4710413-----	2	4739367-----	5	6712046-----	3
150279-----	4	4710450-----	2	4739368-----	1,5	6712196-----	3
151175-----	4	4710453-----	4	4739369-----	1,5	6712197-----	3
155830-----	4	4710454-----	3	4739382-----	1,5	6716709-----	2
15988-----	3	4710507-----	2	4739414-----	5	6724926-----	2
162X88 -----	2	4710809-----	3	4739484-----	1	6724971-----	2
187184-----	2,3	4710825-----	2	4739488-----	1	6724998-----	2
198709-----	4	4711745-----	2	4745353G1 ----	3	71X749 -----	4
200487-----	4	4711837-----	3	47504840-----	2	82X219 -----	3
2072248-----	2	4712980-----	2	4750508-----	3	8802317-----	2
2710147-----	4	4713183-----	2	4755209-----	4	8823898-----	2
2728651G3 ----	3	4715482-----	3	4755210-----	4	8827023-----	1
2738575-----	1,5	4715483-----	3	4755868-----	3	8827058-----	1
2738576-----	1,5	4715959-----	2	4756735-----	4	8860451-----	1
2738585-----	1,5	4715961-----	3	4756736-----	3	8860471-----	1
2738588-----	1	4715962-----	3	4756737-----	4	89X62 -----	2
2738604-----	1,5	4715965-----	4	4756738-----	4	91X103 -----	3
2738605-----	1	4731901-----	2	4756848-----	3	91X733 -----	2
2738679-----	1,5	4734900-----	2	4767443-----	2	960792G2 ----	2
2738701-----	1,5	4735918-----	2	4768834-----	2		



# WHEN YOU NEED SERVICE

IF YOU NEED TO REPAIR, recondition, or rebuild any electric apparatus, a G-E service shop near you is available day and night, seven days a week, for work in the shops or on your premises. Latest factory methods and genuine G-E renewal parts are used to maintain the original performance of your G-E equipment. For full information about these services, contact the nearest service shop or sales office listed below:

## APPARATUS SERVICE SHOPS

Atlanta—Chamblee, Ga. . . . . 4639 Peachtree Indus. Blvd.  
 Baltimore 30, Md. . . . . 920 E. Fort Ave.  
 Boston—Medford 55, Mass. . . . . Mystic Valley Pkwy.  
 Buffalo 11, N. Y. . . . . 318 Urban St.  
 Charleston 28, W. Va. 306 MacCorkle Ave., S.E.  
 Charlotte, N. C. . . . . 2328 Thrift Road  
 Chicago 80, Ill. . . . . 849 S. Clinton St.  
 Cincinnati 2, Ohio . . . . . 444 W. Third St.  
 Cleveland 4, Ohio . . . . . 4966 Woodland Ave.  
 Columbus 15, Ohio . . . . . 213 Cozzens St.  
 Dallas 9, Texas . . . . . 3202 Manor Way  
 Denver 5, Colo. . . . . 3353 Larimer St.  
 Detroit 2, Mich. . . . . 5950 Third Ave.  
 Houston 20, Texas . . . . . 5534 Harvey Wilson Drive  
 Johnstown, Pa. . . . . 841 Oak St.  
 Kansas City 8, Mo. . . . . 819 E. 19th St.  
 Los Angeles 1, Calif. . . . . 6900 Stanford Ave.  
 Milwaukee 3, Wisc. . . . . 940 W. St. Paul Ave.  
 Minneapolis 12, Minn. . . . . 2025 49th Ave., N.  
 New York 14, N. Y. . . . . 416 W. 13th St.  
 Philadelphia 23, Pa. . . . . 429 N. Seventh St.  
 Pittsburgh 6, Pa. . . . . 6519 Penn Ave.  
 Portland 18, Oregon . . . . . Swan Island  
 Richmond 24, Va. . . . . 1403 Ingram Ave.  
 St. Louis 10, Mo. . . . . 1115 East Road



San Francisco 3, Calif. . . . . 1098 Harrison St.  
 Salt Lake City 4, Utah 301 S. Seventh West St.  
 Seattle 4, Wash. . . . . 3422 First Ave., S.

Toledo 4, Ohio . . . . . 1 So. St. Clair St.  
 York, Pa. . . . . 54 N. Harrison St.  
 Youngstown 5, Ohio . . . . . 272 E. Indianola Ave.

## APPARATUS SALES OFFICES

Akron 8, Ohio . . . . . 335 S. Main St.  
 Albany 7, N. Y. . . . . 90 State St.  
 Albuquerque, N. Mex. . . . . 323 Third St., S.W.  
 Allentown, Pa. . . . . 1014 Hamilton St.  
 Amarillo, Texas . . . . . 719 Amarillo Bldg.  
 Appleton, Wisc. . . . . 531 W. College Ave.  
 Atlanta 3, Ga. . . . . Peachtree Rd. at 28th St., N.W.  
 Augusta, Ga. . . . . Eighth & Broad Sts.  
 Augusta, Me. . . . . 15 Grove St.  
 Bakersfield, Calif. . . . . 211 E. 18th St.  
 Baltimore 1, Md. . . . . 111 Park Ave.  
 Bangor, Maine . . . . . 77 Central St.  
 Battle Creek, Mich. . . . . 25 W. Michigan Ave.  
 Beaumont, Texas . . . . . 1385 Calder Ave.  
 Binghamton, N. Y. . . . . 19 Chenango St.  
 Birmingham 3, Ala. . . . . 1804 Seventh Ave., N.  
 Bismarck, N. Dak. . . . . 117 1/2 Fifth St.  
 Bluefield, W. Va. P.O. Box 447, Appalachian Bldg.  
 Boston 1, Mass. . . . . 140 Federal St.  
 Buffalo 3, N. Y. . . . . 535 Washington St.  
 Butte, Mont. P.O. Box 836, 103 N. Wyoming St.  
 Canton 2, Ohio . . . . . 700 Tuscarawas St., W.  
 Cedar Rapids, Iowa . . . . . 210 Second St., S.E.  
 Charleston 28, W. Va. 306 MacCorkle Ave., S.E.  
 Charlotte 1, N. C. . . . . 200 S. Tryon St.  
 Charlottesville, Va. . . . . 123 E. Main St.  
 Chattanooga 2, Tenn. . . . . 832 Georgia Ave.  
 Chicago 80, Ill. P.O. Box 5970A, 840 S. Canal St.  
 Cincinnati 2, Ohio . . . . . 215 W. Third St.  
 Cleveland 4, Ohio . . . . . 4966 Woodland Ave.  
 Columbia 1, S.C. P.O. Box 1434, 1420 Lady St.  
 Columbus 15, Ohio . . . . . 40 S. Third St.  
 Corpus Christi, Texas . . . . . 205 N. Chaparral St.  
 Dallas 2, Texas . . . . . 1801 N. Lamar St.  
 Davenport, Iowa . . . . . 511 Pershing Ave.  
 Dayton 2, Ohio . . . . . 118 W. First St.  
 Denver 2, Colo. . . . . 650 Seventeenth St.  
 Des Moines 9, Iowa . . . . . 505 W. Fifth Ave.  
 Detroit 2, Mich. . . . . 700 Antoinette St.  
 Duluth 2, Minn. . . . . 14 W. Superior St.  
 Elmira, N. Y. . . . . Main and Woodland Aves.  
 El Paso, Texas . . . . . 109 N. Oregon St.  
 Erie 2, Pa. . . . . 1001 State St.  
 Eugene, Ore. . . . . 29 W. Eleventh St.  
 Evansville 19, Ind. . . . . 123 N.W. Fourth St.  
 Fairmont, W. Va. . . . . 310 Jacobs Bldg., P.O. Box 1626  
 Fergus Falls, Minn. . . . . 102 W. Lincoln St., P.O. Box 197  
 Flint, Mich. . . . . 653 S. Saginaw St.

Fort Wayne 2, Ind. . . . . 127 W. Berry St.  
 Fort Worth 2, Texas . . . . . 408 W. Seventh St.  
 Fresno 1, Calif. . . . . Tulare and Fulton St.  
 Grand Rapids 2, Mich. 148 Monroe Ave., N.W.  
 Greensboro, N. C. . . . . 301 S. Elm St.  
 Greenville, S. C. . . . . 108 W. Washington St.  
 Hagerstown, Md. . . . . Professional Arts Bldg.  
 Harrisburg, Pa. . . . . 300 N. Second St.  
 Hartford 3, Conn. . . . . 410 Asylum St.  
 Houston 1, Texas . . . . . 1312 Live Oak St.  
 Huntsville, Ala. . . . . E. Holmes St.  
 Indianapolis 4, Ind. . . . . 110 N. Illinois St.  
 Jackson, Mich. . . . . 120 W. Michigan Ave.  
 Jackson 1, Miss. . . . . 203 W. Capitol St.  
 Jacksonville 2, Fla. . . . . 700 E. Union St.  
 Jamestown, N. Y. P.O. Box 548, 2 Second St.  
 Johnson City, Tenn. . . . . 321-323 W. Walnut St.  
 Johnstown, Pa. . . . . 841 Oak St.  
 Joplin, Mo. . . . . 220 W. Fourth St.  
 Kansas City 6, Mo. . . . . 106 W. Fourteenth St.  
 Knoxville 08, Tenn. . . . . 602 S. Gay St.  
 Lansing 8, Mich. . . . . 106 W. Allegan St.  
 Lincoln 8, Nebr. . . . . 1001 "O" St.  
 Little Rock, Ark. . . . . 103 W. Capitol Ave.  
 Los Angeles 54, Calif. . . . . 212 N. Vignes St.  
 Louisville 2, Ky. . . . . 455 S. Fourth St.  
 Macon, Ga. . . . . 682 Cherry St.  
 Madison 3, Wisc. . . . . 16 N. Carroll St.  
 Manchester, N. H. . . . . 875 Elm St.  
 Medford, Ore. P.O. Box 1349, 205 W. Main St.  
 Memphis 3, Tenn. . . . . 8 N. Third St.  
 Miami 32, Fla. . . . . 25 S.E. Second Ave.  
 Milwaukee 3, Wisc. . . . . 940 W. St. Paul Ave.  
 Minneapolis 3, Minn. . . . . 12 S. Sixth St.  
 Mobile 13, Ala. . . . . 54 St. Joseph St.  
 Montgomery 4, Ala. . . . . 121 Molton St.  
 Nashville 3, Tenn. . . . . 234 Third Ave., N.  
 Newark 2, N. J. . . . . 744 Broad St.  
 New Haven 6, Conn. . . . . 129 Church St.  
 New Orleans 12, La. . . . . 837 Gravier St.  
 New York 22, N. Y. . . . . 570 Lexington Ave.  
 Niagara Falls, N. Y. . . . . 253 Second St.  
 Norfolk 10, Va. . . . . 229 W. Butte St.  
 Oakland 12, Calif. . . . . 409 Thirteenth St.  
 Oklahoma City 2, Okla. . . . . 119 N. Robinson St.  
 Omaha 2, Nebr. . . . . 409 S. Seventeenth St.  
 Paducah, Ky. P.O. Box 1001, 231 S. Fourth St.  
 Pasco, Wash. . . . . 421 W. Clark St.  
 Peoria 2, Ill. . . . . 309 Jefferson Bldg.  
 Philadelphia 2, Pa. . . . . 1405 Locust St.

Phoenix, Ariz. P.O. Box 4037, 303 Luhrs Tower  
 Pittsburgh 22, Pa. . . . . 535 Smithfield St.  
 Portland 3, Maine . . . . . 477 Congress St.  
 Portland 7, Ore. . . . . 920 S.W. Sixth Ave.  
 Portsmouth, Ohio . . . . . 721 Sixth St.  
 Providence 3, R. I. . . . . Industrial Trust Bldg.  
 Raleigh, N. C. . . . . 336 Fayetteville St.  
 Reading, Pa. . . . . 31 N. Sixth St.  
 Richmond 17, Va. . . . . 700 E. Franklin St.  
 Riverside, Calif. . . . . 3808 Main St.  
 Roanoke 16, Va. . . . . 920-924 S. Jefferson St.  
 Rochester 4, N. Y. . . . . 89 E. Ave.  
 Rockford, Ill. . . . . 110 S. First St.  
 Rutland, Vt. . . . . 38 1/2 Center St.  
 Sacramento 14, Calif. . . . . 626 Forum Bldg.  
 Saginaw, Mich. . . . . 501 Bearinger Bldg.  
 St. Louis 2, Mo. . . . . 112 N. Fourth St.  
 Salt Lake City 9, Utah . . . . . 200 S. Main St.  
 San Antonio 5, Texas . . . . . 310 S. St. Mary's St.  
 San Diego 1, Calif. . . . . 1240 Seventh Ave.  
 San Francisco 6, Calif. . . . . 235 Montgomery St.  
 San Jose 10, Calif. . . . . 460 Park Ave.  
 Savannah, Ga. . . . . 4 E. Bryan St.  
 Seattle 4, Wash. . . . . 710 Second Ave.  
 Shreveport, La. . . . . 1513 Line Ave.  
 Sioux City, Iowa 572 Orpheum Electric Bldg.  
 Sioux Falls, S. D. . . . . 321 1/2 S. Phillips Ave.  
 South Bend 11, Ind. . . . . 112 W. Jefferson Blvd.  
 Spokane 8, Wash. . . . . S. 162 Post St.  
 Springfield, Ill. . . . . 607 E. Adams St.  
 Springfield 3, Mass. . . . . 1387 Main St.  
 Stockton, Calif. . . . . 11 So. San Joaquin St.  
 Syracuse 2, N. Y. . . . . 113 S. Salina St.  
 Tacoma 1, Wash. . . . . 1202 Washington Bldg.  
 Tampa 6, Fla. . . . . 1206 North A St.  
 Toledo 4, Ohio . . . . . 420 Madison Ave.  
 Trenton 8, N. J. . . . . 214 E. Hanover St.  
 Tulsa 3, Okla. . . . . 320 S. Boston Ave.  
 Utica 2, N. Y. . . . . 258 Genesee St.  
 Washington 5, D.C. . . . . 777-14th St., N.W.  
 Waterbury 89, Conn. . . . . 111 W. Main St.  
 Waterloo, Iowa . . . . . 206 W. 4th St.  
 Wheeling, W. Va. . . . . 40 Fourteenth St.  
 Wichita 2, Kan. . . . . 200 E. First St.  
 Williamston, N. C. . . . . City Hall  
 Wilmington 98, Del. . . . . 1326 N. Market St.  
 Worcester 8, Mass. . . . . 507 Main St.  
 York, Pa. . . . . 56 N. Harrison St.  
 Youngstown 5, Ohio . . . . . 272 E. Indianola Ave.

Hawaii: American Factors, Ltd., P. O. Box 3230, Honolulu 1 Canada: Canadian General Electric Company, Ltd., Toronto 15

LOCOMOTIVE AND CAR EQUIPMENT DEPARTMENT, GENERAL ELECTRIC COMPANY, ERIE, PA.

6703513 Contractor  
TIPS

Logan Corp

1-8006691967

Marsha + Diane

NEW  
PT# →

41A-258949G1

Contractor  
AIP

78.39 ea



17cm 12L4



# GENERAL ELECTRIC

TRANSPORTATION  
SYSTEMS  
BUSINESS  
DIVISION

GENERAL ELECTRIC COMPANY, 2901 EAST LAKE ROAD, ERIE, PENNSYLVANIA 16531  
Phone (814) 455-5466

## OBSOLESCENCE LETTER 78-1

### 17CM12 Contactors Obsolescence

The 17CM12 line of contactors has been obsolete for 30 years but parts support has been continued up to the present. It is now necessary to discontinue our parts support for these devices. All parts used specifically in their manufacture (except contact tips) have been declared obsolete.

The parts you have specified can no longer be supplied by General Electric Company and it therefore will be necessary for you to install a new contactor of current design. The attached cross reference should permit you to select the proper replacement contactor for your equipment. Please notify us if your contactor is not included in this cross reference and we will provide you with a recommended device. The complete model number of your device will be required.

We regret the necessity of this action, but feel that in providing you with the latest devices available, your parts service will be enhanced both from the standpoint of price and delivery.



Attach. (2)

17CM12 CONTACTOR SUPERSEDURE LIST

17CM12B2	USE	17CM53A9
B3		A12
B4		A6
B6		A5
B16		A9
B18		A12
B19		A2
B23		A9
B34		A6
H5		A2
H9		A2
H10		A2
H15		A11
H41		A9
J2		E10A + 482A327G1 Adapter
J7		E10A + 482A327G1 Adapter
J15		E11A + 482A327G1 Adapter
J17		E10A + 482A327G1 Adapter
J29		E11A + 482A327G1 Adapter
J31		E10A + 482A327G1 Adapter
L15		B11 + 482A327G1 Adapter
L20		B7 + 482A327G1 Adapter
L23		B9 + 482A327G1 Adapter
L30		B7 + 482A327G1 Adapter
L34		B6 + 482A327G1 Adapter
R6		K5
R23		K9
R33		K3
S2		A9
S4		A6
S6		A5
S15		A11
S17		A10
S20		A7
S23		A9
S30		A7
S33		A3
Y17		A10
AC2		B9 + 482A327G1 Adapter
AC15		B11 + 482A327G1 Adapter
AD6		A5
AG10		A2
AG15		A11
AG29		A11
AL4		B6 + 482A327G1 Adapter
AL23		B9 + 482A327G1 Adapter
AL30		B7 + 482A327G1 Adapter
AL33		B3 + 482A327G1 Adapter
AL34		B6 + 482A327G1 Adapter

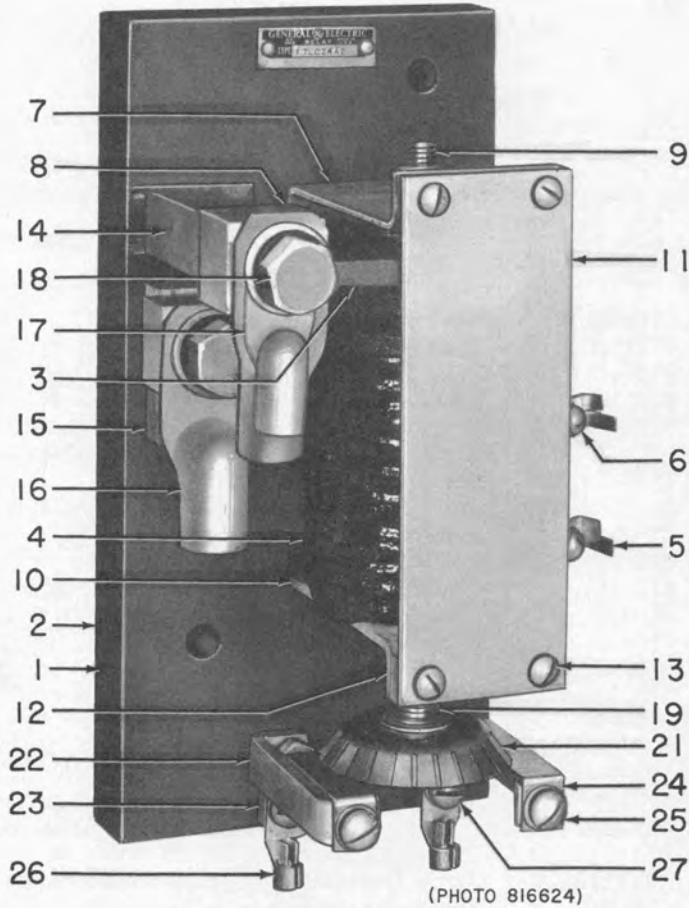
17CM12 CONTACTOR SUPERSEDURE LIST

<u>17CM12AM2</u>	USE	<u>17CM53K9</u>
AM15		K11
AM20		K7
AM23		K9
AM30		K7
AR30		B7
BA19		A2
BB18		A12
BD6		K5
BD11		K3
BE2		A9
<del>BE20</del>		<del>A7</del>
BE23		A9
BE30		A7
BE34		A6
BH4		K6
BH11		K3
BH17		K10
BK2		A9
BK19		A2
BS33		K3
BU2		A9
CC31		B10
CC34		B7

# RENEWAL PARTS



## TYPE 17LC24A, -B AND -C RELAY



**Type 17LC24A2 relay**

**NOTE:** The last number in the nameplate rating is the coil number. A letter following the last number indicates only that the apparatus has been set to trip at a certain value of current.

**EXAMPLE:** 17LC24C1A requires Series Coil Cat. No. 6721534G1, and Shunt Coil Cat. No. 2738544.

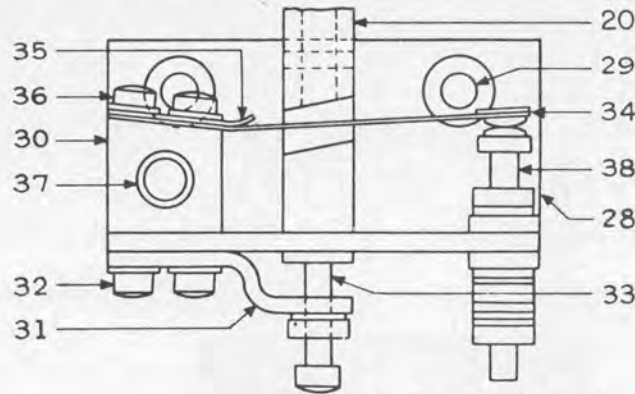
Coils, 1 of Each Required

Coil No.	Series Coil Ref. 3 Cat. No.	Shunt Coil with Washer Ref. 4 Cat. No.
1	6721534G1	2738544
2	6721575G1	2738613
3	6721534G1	2738613
4	6721534G1	2738669

When ordering renewal parts, give quantity, catalog number, description of each item required, and complete nameplate reading.

GENERAL  ELECTRIC

**TYPE 17LC24A, -B AND -C RELAY**



(NEG. PBA 70546)

**Contact details for type 17LC24C1 relay**

Ref. No.	No. Req. for Type 17LC24			Cat. No.	Description
	A	B	C		
1	1	1	1	6713057	Rubber washer for shunt coil
1	1	1		6721536	Base
2			1	6724445	Base
2	1	1		6710737	Insulation shield for base
2			1	6712669	Insulation shield for base
5	4	4	4	195842	Wood screw fastening insulation shield to base, 6, 1/2 in. fh
6	2	2	2	434048	Terminal for shunt coil
7	2	2	2	N37P16006B	Terminal screw for shunt coil, 10-32, 3/8 in. r.h.
7	1	1		4759045	End frame with core and guide tube
7			1	6724447G2	End frame with core and guide tube
8	2	2	2	6710713	Insulation washer for coils, 3 3/4 in. O.D.
	1	1	1	6710712	Insulation washer for coils, 2 in. O.D.
	2	2	2	6710711	Shim between coils
	1	1	1	6710709	Insulation sleeve for guide tube
9	1	1	1	6710701	Adjusting screw for series coil core
10	1	1	1	4702990	End frame, contact end
	4	4	4	N37P16014B	Screw fastening end frame to base, 10-32, 7/8 in. r.h.
11	1	1	1	6710706	Side frame
12	2	2		12D129	Spacer between side frame and end frame
12			2	6716252	Spacer between side frame and end frame
13	4	4		N37P16010B	Screw fastening side frame to end frame, 10-32, 5/8 in. r.h.
13			4	N37P16012B	Screw fastening side frame to end frame, 10-32, 3/4 in. r.h.
14	1	1	1	6710708	Spacer for upper series coil lead
15	1	1	1	6710707	Spacer for lower series coil lead
	2	2	2	N26P23020B	Bolt fastening spacer to base, 5/16 in. -18, 1 1/4 in. hex. h sl
16	4	4	4	1444467	Punched copper tube cable terminal, large, except 17LC24A2
16	2			1444467	Punched copper tube cable terminal, large, for 17LC24A2 only
17	1			2711922	Punched copper tube cable terminal, small, for 17LC24A2 only
18	2	2	2	N22P29032B	Bolt fastening terminal and series coil lead in position, 1/2 in. - 13, 2 in. hex. h.
19	1	1		8865522G1	Movable cores with adjusting screw
20			1	6710731	Movable cores with adjusting screws
21	1	1		1425527	Contact disk for movable core
		1	1	6724905	Compression spring for contact disk or operating bar
	1			2424595	Retaining collar for contact disk
		1		6712672	Retaining collar for contact disk
22	2	2		6711604	Support for contact plate
23	2	2		6710739	Connection block for support
	2	2		N37P21024B	Screw fastening support and connection block to base, 1/4 in. - 20, 1 1/2 in. r.h.
24	2	2		1457650	Contact plate
25	2	2		N37P21006B	Screw fastening contact plate to support, 1/4 in. -20, 3/8 in. r.h.
26	2	2		416575	Tinned copper terminal for connection block
27	2	2		N37P21008B	Screw fastening terminal to connection block, 1/4 in. -20, 1/2 in. r.h.

TYPE 17LC24A, -B AND -C RELAY

GEF-3048A

Ref. No.	No. Req. for Type 17LC24			Cat. No.	Description
	A	B	C		
28			1	6712662	Support for finger block and contact screw
29			2	N26P21016B	Bolt fastening support to base, 1/4 in. -20, 1 in. hex. h. sl.
30			1	6712663	Finger block
31			1	6712664	Bracket for stop screw
32			2	N44P14010B	Screw fastening finger block and bracket to support, 8-36, 5/8 in. fil. h.
33			1	N44P16012B	Stop screw for operating bar, 10-32, 3/4 in. fil. h.
34			1	6712670	Contact finger
35			1	6712665	Finger guide
36			2	N37P14006B	Screw fastening contact finger to finger block, 8-36, 3/8 in. r. h.
			1	410567	Terminal for finger block
37			1	N44P16006B	Screw fastening terminal to finger block, 10-32, 3/8 in. fil. h.
38			1	4702804	Contact screw with tip
			1	6712666	Insulation tube for contact tip
			2	2432292	Insulation washer for contact screw
			1	410567	Terminal for contact screw

NOTE: The following items are steel unless otherwise specified.

PLAIN WASHERS

Cat. No.	Description
166083	For No. 10 screw, .0625 in. thick
N402P9B	For No. 10 screw, .044 in. thick
N402P11B	For 1/4 in. screw
N402P12B	For 5/16 in. screw
84X301	For 1/2 in. screw

LOCK WASHERS

N405P38P	For No. 8 screw
N405P39P	For No. 10 screw
N405P41P	For 1/4 in. screw
N405P42P	For 5/16 in. screw
N405P45P	For 1/2 in. screw

NUTS

N210P16B	10-32 hex.
N203P21B	1/4 in. -20 hex. std.
N203P23B	5/16 in. -18 hex. std.

COTTER PINS

N503P1212B	1/8 in. by 3/4 in.
N503P1216B	1/8 in. by 1 in.

# WHEN YOU NEED SERVICE

IF YOU NEED TO REPAIR, recondition, or rebuild any electric apparatus, a G-E service shop near you is available day and night, seven days a week, for work in the shops or on your premises. Latest factory methods and genuine G-E renewal parts are used to maintain the original performance of your G-E equipment. For full information about these services, contact the nearest service shop or sales office listed below:

## APPARATUS SERVICE SHOPS

Appleton, Wis. . . . . Midway Industrial Area,  
County Trunk, "P"  
Atlanta—Chamblee, Ga. . . . . 4639 Peachtree  
Indus. Blvd.  
Baltimore 30, Md. . . . . 920 E. Fort Ave.  
Boston—Medford 55, Mass. Mystic Valley Pkwy.  
Buffalo 11, N. Y. . . . . 318 Urban St.  
Charleston 28, W. Va. 306 MacCorkle Ave., S.E.  
Charlotte, N. C. . . . . 2328 Thrift Road  
Chicago 32, Ill. . . . . 4360 W. 47th St.  
Cincinnati 2, Ohio . . . . . 444 W. Third St.  
Cleveland 4, Ohio . . . . . 4966 Woodland Ave.  
Columbus 23, Ohio . . . . . 2128 Eakin Rd.  
Dallas 9, Texas . . . . . 3202 Manor Way  
Davenport—Bettendorf, Ia. . . . . 1039 State St.  
Decatur, Ill. . . . . 2225 E. Logan St.  
Denver 5, Colo. . . . . 3353 Larimer St.  
Detroit 2, Mich. . . . . 5950 Third Ave.  
Houston 20, Texas . . . . . 5534 Harvey Wilson Drive  
Indianapolis, Ind. . . . . 1740 W. Vermont St.  
Johnstown, Pa. . . . . 841 Oak St.  
Kansas City 8, Mo. . . . . 819 E. 19th St.  
Los Angeles 1, Calif. . . . . 6900 Stanford Ave.  
Louisville, Ky. . . . . 2014 New Main St.  
Midland, Tex. . . . . 3404 Bankhead Hwy.  
Milwaukee 3, Wisc. . . . . 940 W. St. Paul Ave.  
Minneapolis 12, Minn. . . . . 2025 49th Ave., N.  
New York 14, N. Y. . . . . 416 W. 13th St.  
Philadelphia 23, Pa. . . . . 1040 E. Erie Ave.  
Pittsburgh 6, Pa. . . . . 6519 Penn Ave.  
Portland 18, Oregon . . . . . 2727 N.W. 29th Ave.  
Richmond 24, Va. . . . . 1403 Ingram Ave.  
St. Louis 10, Mo. . . . . 1115 East Road  
Salt Lake City 4, Utah. 301 S. Seventh West St.  
San Francisco 3, Calif. . . . . 1098 Harrison St.  
Seattle 4, Wash. . . . . 3422 First Ave., S.  
Spokane 3, Wash. . . . . S. 155 Sherman St.  
Toledo 4, Ohio . . . . . 1 So. St. Clair St.  
York, Pa. . . . . 54 N. Harrison St.  
Youngstown 5, Ohio . . . . . 272 E. Indianola Ave.

## APPARATUS SALES OFFICES

Abilene, Texas . . . . . 442 Cedar St.  
Akron 8, Ohio . . . . . 335 S. Main St.  
Albany 7, N. Y. . . . . 90 State St.  
Albuquerque, N. Mex. . . . . 323 Third St., S.W.  
Alexandria, La. . . . . 720 Murray St.  
Allentown, Pa. . . . . 1132 Hamilton St.  
Amarillo, Texas . . . . . 402 Amarillo Bldg.  
Appleton, Wisc. . . . . 531 W. College Ave.  
Atlanta 3, Ga. . . . . 1860 Peachtree Rd., N.W.  
Augusta, Ga. . . . . 423 Masonic Bldg.  
Augusta, Me. . . . . 15 Grove St.  
Baltimore 1, Md. . . . . 111 Park Ave.  
Bangor, Maine . . . . . 77 Central St.  
Baton Rouge 6, La. . . . . 3170 Florida Blvd.  
Battle Creek, Mich. . . . . 25 W. Michigan Ave.  
Beaumont, Texas . . . . . 1385 Calder Ave.  
Billings, Mont. . . . . Rm. 816, 303 No. Broadway  
Binghamton, N. Y. . . . . 19 Chenango St.  
Birmingham 3, Ala. . . . . 1804 Seventh Ave., N.  
Bismarck, N. Dak. . . . . 418 Rosser Ave.  
Bluefield, W. Va. P.O. Box 447, Appalachian Bldg.  
Boise, Idaho . . . . . 1524 Idaho St.  
Boston 1, Mass. . . . . 140 Federal St.  
Buffalo 3, N. Y. . . . . 535 Washington St.  
Butte, Mont. P.O. Box 836, 103 N. Wyoming St.  
Canton 2, Ohio . . . . . 700 Tuscarawas St., W.  
Cedar Rapids, Iowa . . . . . 210 Second St., S.E.  
Charleston 28, W. Va. 306 MacCorkle Ave., S.E.  
Charlotte 1, N. C. . . . . 112 S. Tryon St.  
Chattanooga 2, Tenn. . . . . 832 Georgia Ave.  
Chicago 80, Ill. P.O. Box 5970A, 840 S. Canal St.  
Cincinnati 2, Ohio . . . . . 215 W. Third St.  
Cleveland 4, Ohio . . . . . 4966 Woodland Ave.  
Columbia 1, S.C. P.O. Box 1434, 1420 Lady St.  
Columbus 15, Ohio . . . . . 40 S. Third St.  
Corpus Christi, Texas . . . . . 205 N. Chaparral  
Dallas 2, Texas . . . . . 1801 N. Lamar St.  
Davenport—Bettendorf, Ia. . . . . 1039 State St.  
Dayton 2, Ohio . . . . . 11 W. Monument Bldg.



For service outside the United States, Canada, and Hawaii, consult the nearest office of the International General Electric Company.

Denver 2, Colo. . . . . 650 Seventeenth St.  
Des Moines 9, Iowa . . . . . 505 W. Fifth Ave.  
Detroit 2, Mich. . . . . 700 Antoinette St.  
Duluth 2, Minn. . . . . 14 W. Superior St.  
Elmira, N. Y. . . . . Main and Woodlawn Aves.  
El Paso, Texas . . . . . 215 No. Stanton  
Erie, Pa. . . . . 1001 State St.  
Eugene, Ore. . . . . 610 High St.  
Evansville 19, Ind. . . . . 123 N.W. Fourth St.  
Fairmont, W. Va. . . . . 310 Jacobs Bldg.,  
P.O. Box 1626  
Fergus Falls, Minn. 108 N. Court Ave. P.O. Box 197  
Flint 3, Mich. . . . . 653 S. Saginaw St.  
Fort Wayne 6, Ind. . . . . 3606 So. Calhoun  
Fort Worth 2, Texas . . . . . 408 W. Seventh St.  
Fresno 1, Calif. . . . . 407 Patterson Bldg.,  
Tulare and Fulton St.  
Grand Rapids 2, Mich. 148 Monroe Ave., N.W.  
Greensboro, N. C. . . . . 301 S. Elm St.  
Greenville, S. C. . . . . 108 W. Washington St.  
Gulfport, Miss. . . . . 207 Jo-Fran Bldg.  
Hagerstown, Md. . . . . Professional Arts Bldg.  
Hartford 3, Conn. . . . . 410 Asylum St.  
Houston 1, Texas . . . . . 1312 Live Oak St.  
Indianapolis 4, Ind. . . . . 110 N. Illinois St.  
Jackson, Mich. . . . . 120 W. Michigan Ave.  
Jackson 1, Miss. . . . . 203 W. Capitol St.  
Jacksonville 2, Fla. . . . . 700 E. Union St.  
Jamestown, N. Y. . . . . P.O. Box 548, 2 Second St.  
Johnson City, Tenn. . . . . 321-323 W. Walnut St.  
Johnstown, Pa. . . . . 841 Oak St.  
Joplin, Mo. . . . . P.O. Box 948, 220 1/2 W. Fourth St.  
Kalamazoo 3, Mich. . . . . 112 Parkway Ave.  
Kansas City 6, Mo. . . . . 106 W. Fourteenth St.  
Knoxville 08, Tenn. . . . . 602 S. Gay St.  
Lansing 8, Mich. 306 Michigan National Tower  
Lexington, Ky. . . . . First National Bank Bldg.  
Lincoln 8, Nebr. Sharpe Bldg., 206 S. 13th St.  
Little Rock, Ark. . . . . 103 W. Capitol Ave.  
Los Angeles 54, Calif. . . . . 212 N. Vignes St.  
Louisville 2, Ky. . . . . 455 S. Fourth St.  
Macon, Ga. . . . . 682 Cherry St.  
Madison 3, Wisc. . . . . 16 N. Carroll St.  
Manchester, N. H. . . . . 875 Elm St.  
Medford, Ore. P.O. Box 1349, 205 W. Main St.  
Memphis 3, Tenn. . . . . 8 N. Third St.  
Miami 32, Fla. . . . . 25 S.E. Second Ave.  
Milwaukee 3, Wisc. . . . . 940 W. St. Paul Ave.  
Minneapolis 3, Minn. . . . . 12 S. Sixth St.  
Mobile 13, Ala. . . . . 54 St. Joseph St.  
Nashville 3, Tenn. . . . . 234 Third Ave., N.  
Newark 2, N. J. . . . . 744 Broad St.  
New Haven 6, Conn. . . . . 129 Church St.  
New Orleans 12, La. . . . . 837 Gravier St.  
New York 22, N. Y. . . . . 570 Lexington Ave.  
Niagara Falls, N. Y. . . . . 253 Second St.

Norfolk 10, Va. . . . . 229 W. Bute St.  
Oakland 12, Calif. . . . . 409 Thirteenth St.  
Oklahoma City 2, Okla. . . . . 119 N. Robinson St.  
Omaha 2, Nebr. . . . . 409 S. Seventeenth St.  
Pasco, Wash. . . . . 421 W. Clark St.  
Peoria 2, Ill. . . . . 309 Jefferson Bldg.  
Philadelphia 2, Pa. . . . . 1405 Locust St.  
Phoenix, Ariz. P.O. Box 4037, 303 Luhrs Tower  
Pittsburgh 22, Pa. . . . . The Oliver Bldg., Mellon Sq.  
Portland 7, Ore. . . . . 920 S.W. Sixth Ave.  
Providence 3, R. I. . . . . Industrial Trust Bldg.  
Raleigh, N. C. . . . . 336 Fayetteville St.  
Reading, Pa. . . . . 31 N. Sixth St.  
Richmond 17, Va. . . . . 700 E. Franklin St.  
Riverside, Calif. . . . . 3570 Ninth St.  
Roanoke 16, Va. . . . . 920-924 S. Jefferson St.  
Rochester 4, N. Y. . . . . 89 E. Ave.  
Rockford, Ill. . . . . 110 S. First St.  
Rutland, Vt. . . . . 38 1/2 Center St.  
Sacramento 14, Calif. . . . . 626 Forum Bldg.  
Saginaw, Mich. . . . . Second National Bank Bldg.  
St. Louis 1, Mo. . . . . 818 Olive St.  
Salt Lake City 9, Utah . . . . . 200 S. Main St.  
San Antonio 5, Texas . . . . . 434 So. Main Ave.  
San Diego 1, Calif. . . . . 1240 Seventh Ave.  
San Francisco 6, Calif. . . . . 235 Montgomery St.  
San Jose 10, Calif. . . . . 460 Park Ave.  
Savannah, Ga. . . . . 4 E. Bryan St.  
Seattle 4, Wash. . . . . 710 Second Ave.  
Shreveport, La. . . . . 910 Shelby Bldg.  
Sioux City 13, Iowa. 572 Orpheum Electric Bldg.  
Sioux Falls, S. D. . . . . 306 South Phillips Ave.  
South Bend 1, Ind. . . . . 112 W. Jefferson Blvd.  
Spokane 4, Wash. . . . . S. 162 Post St.  
Springfield, Ill. . . . . 607 E. Adams St.  
Springfield 3, Mass. . . . . 1387 Main St.  
Stockton, Calif. . . . . 11 So. San Joaquin St.  
Syracuse 2, N. Y. . . . . 113 S. Salina St.  
Tacoma 1, Wash. . . . . 1202 Washington Bldg.  
Tampa 6, Fla. . . . . 1206 North A St.  
Toledo 4, Ohio . . . . . 420 Madison Ave.  
Trenton 8, N. J. . . . . 214 E. Hanover St.  
Tucson, Ariz. P.O. Box 710, 650 N. Sixth Ave.  
Tulsa 3, Okla. . . . . 320 S. Boston Ave.  
Utica 2, N. Y. . . . . 258 Genesee St.  
Washington 5, D.C. . . . . 777-14th St., N.W.  
Waterbury 89, Conn. . . . . 111 W. Main St.  
Waterloo, Iowa . . . . . 206 W. 4th St.  
Wenatchee, Wash. . . . . 328 N. Wenatchee Ave.  
Wheeling, W. Va. . . . . 40 Fourteenth St.  
Wichita 2, Kan. . . . . 200 E. First St.  
Williamston, N. C. . . . . 115 E. Main St.  
Worcester 5, Mass. . . . . 288 Grove St.  
York, Pa. . . . . 56 N. Harrison St.  
Youngstown 5, Ohio . . . . . 272 E. Indianola Ave.


Hawaii: American Factors, Ltd., P. O. Box 3230, Honolulu 1 Canada: Canadian General Electric Company, Ltd., Toronto

LOCOMOTIVE AND CAR EQUIPMENT DEPARTMENT, GENERAL ELECTRIC COMPANY, ERIE, PA.

# RENEWAL PARTS

## TYPE 17HE8 SWITCHES

Forms A1, B1, C1, D1, E1, F1, H1, J1, K1, L1, M1, N1, R1, S1, T1, V1, W1, and Y1



Type 17HE8A switch

Ref. No.	Number Required for Type 17HE8-																			Cat. No.	Description
	A1	B1	C1	D1	E1	F1	H1	J1	K1	L1	M1	N1	R1	S1	T1	V1	W1	Y1			
1	1	1	1	1	1		1	1	1		1	1	1	1	1	1	1	1	1	6721828	Operating lever
1					1					1										6721828AA	Operating lever
	1	1	1	1	1	1	1	1	1	1	1	1	1	1	1	1	1	1	1	246750	Key for operating lever and camshaft
2	1	1	1	1	1	1	1	1	1	1	1	1	1	1	1	1	1	1	1	144048	Clamping screw for operating lever (5/16 in.-18)
3	1	1	1	1	1	1	1	1	1	1	1	1	1	1	1	1	1	1	1	6711446	Base

When ordering renewal parts, give quantity, catalog number, description of each item required, and complete nameplate reading.





**TYPE 17HE8 SWITCHES**

CAMSHAFTS AND CAMS

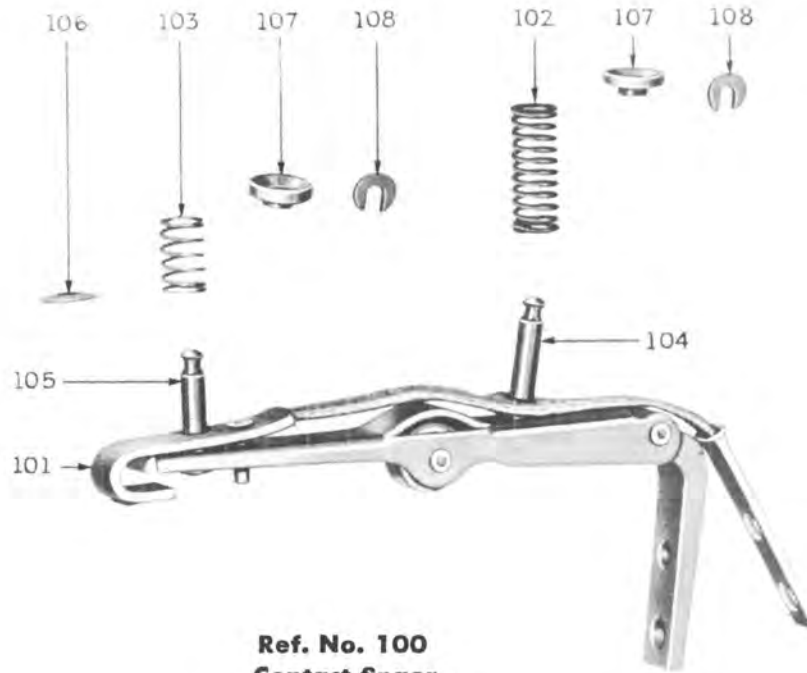
Type 17HE8-	Camshaft with cams and collar	Ref. No. 4		Ref. No. 5		Ref. No. 6		Ref. No. 7	
		+ Cam, 1st		+ Cam, 2nd		+ Cam, 3rd		+ Cam, 4th	
		Cat. No.	Cat. No.	Stamped	Cat. No.	Stamped	Cat. No.	Stamped	Cat. No.
A1	4728971G1	111X30	4749000JB1	111X31	4749000JC1	111X34	4749000JD1	111X37	4749000JE1
B1	4728971G2	110X3	4749000	111X32	4749000HR2	111X35	4749000HR1	111X35	4749000HR1
C1	4728628G1	110X3	4749000	111X33	4749000CZ3	111X36	4749000HX1	111X38	4749000HY1
D1	4749530G1	112X90	4749000HZ1	112X92	4749000JA1	110X3	4749000	110X3	4749000
E1	4749530G3	112X91	4749000JM1	112X93	4749000JN1	112X94	4749000JP1	112X95	4749000JR1
F1	4728628G2	110X3	4749000	122X3	4749000DB1	128X88	4749000LA1	128X90	4749000LB1
H1	4728971G4	110X3	4749000	11X32	4749000HR2	111X35	4749000HR1	111X35	4749000HR1
J1	4749530G5	112X90	4749000HZ1	112X92	4749000JA1	128X89	4749000LF1	128X89	4749000LF1
K1	4728628G3	144X13	4749000ME1	111X33	4749000CZ3	11X36	4749000HX1	111X38	4749000HY1
L1	4728628G4	129X99	4749000FC6	122X3	4749000DB1	128X88	4749000LA1	128X90	4749000LB1
M1	6735501G1	110X3	4749000	139X61	4749000NG1	139X61	4749000NG1	128X4	4749000LD1
N1	6735501G2	110X3	4749000	110X3	4749000	110X3	4749000	128X4	4749000LD1
R1	6735524G1	110X3	4749000	138X72	4749000JR2	138X73	4749000NM1	138X74	4749000NN1
S1	6735524G2	128X4	4749000LD1	138X72	4749000JR2	138X73	4749000NM1	138X74	4749000NN1
T1	6735711G1	144X14	4749000NV1	111X32	4749000HR2	111X35	4749000HR1	111X35	4749000HR1
V1	6735501G3	128X4	4749000LD1	122X4	4749000DA1	110X3	4749000	110X3	4749000
W1	4749530G6	112X90	4749000HZ1	112X92	4749000JA1	144X15	4749000CAZ1	110X3	4749000
Y1	6735524G3	128X4	4749000LD1	130X7	4749000FS5	138X73	4749000NM1	138X74	4749000NN1

+ Location of cams determined by counting from lever end

Ref. No.	Number Required for Type 17HE8-																			Cat. No.	Description
	A1	B1	C1	D1	E1	F1	H1	J1	K1	L1	M1	N1	R1	S1	T1	V1	W1	Y1			
8	1	1	1	1	1	1		1	1	1	1	1	1	1	1	1	1	1	4728972P1	Camshaft	
							1								1				4728972P5	Camshaft	
9	1	1	1	1	1	1	1	1	1	1	1	1	1	1	1	1	1	1	1416798	Collar for camshaft	
	1	1	1	1	1	1	1	1	1	1	1	1	1	1	1	1	1	1	488105	Pin for collar and camshaft	
10	2	2	2	2	2	2	2	2	2	2	2	2	2	2	2	2	2	2	4709521	Retaining washer for cams	
11	2	2	2	2	2	2	2	2	2	2	2	2	2	2	2	2	2	2	2743760G4	Bearing block with bushing, for camshaft	
	2	2	2	2	2	2	2	2	2	2	2	2	2	2	2	2	2	2	350X9	Bushing for bearing block	
12	4	4	4	4	4	4	4	4	4	4	4	4	4	4	4	4	4	4	17376	Screw fastening bearing block to base (5/16 in.-18)	
13	2	2	2	2	2	2	2	2	2	2	2	2	2	2	2	2	2	2	6711447	Supporting block for contact fingers or stationary contacts	
100	8	8	8	8	8	8	8	8	8	8	8	8	8	8	8	8	8	8	46X777	Screw fastening supporting block to bearing block (1/4 in.-20)	
101	4	3	3	2	4	3	3	4	4	4	3	1	3	4	4	2	3	4	4734382G1	Contact finger	
102	4	3	3	2	4	3	3	4	4	4	3	1	3	4	4	2	3	4	6700549	Contact tip with flexible shunt	
103	4	3	3	2	4	3	3	4	4	4	3	1	3	4	4	2	3	4	4734947	Compression spring for contact finger	
104	4	3	3	2	4	3	3	4	4	4	3	1	3	4	4	2	3	4	4731905	Compression spring for contact tip	
105	4	3	3	2	4	3	3	4	4	4	3	1	3	4	4	2	3	4	6700546	Spring post for Cat. 4734947	
106	4	3	3	2	4	3	3	4	4	4	3	1	3	4	4	2	3	4	6700547	Spring post for Cat. 4731905	
	4	3	3	2	4	3	3	4	4	4	3	1	3	4	4	2	3	4	80X30	Washer between compression spring and contact tip	
	A1	B1	C1	D1	E1	F1	H1	J1	K1	L1	M1	N1	R1	S1	T1	V1	W1	Y1			

# TYPE 17HE8 SWITCHES

GEF-3072C



**Ref. No. 100  
Contact finger**

Ref. No.	Number Required for Type 17HE8-																			Cat. No.	Description
	A1	B1	C1	D1	E1	F1	H1	J1	K1	L1	M1	N1	R1	S1	T1	V1	W1	Y1			
107	8	6	6	4	8	6	6	8	8	8	6	2	6	8	8	4	6	8	6700539	Spring seat for compression spring	
108	8	6	6	4	8	6	6	8	8	8	6	2	6	8	8	4	6	8	6700545	Retainer for spring seat	
109	4	3	3	2	4	3	3	4	4	4	3	1	3	4	4	2	3	4	4709938	Stationary contact	
110	16	12	12	8	16	12	12	16	16	16	12	4	12	16	16	8	12	16	20X558	Screw fastening contact finger or stationary contact to supporting block (10-32)	
	2														2	1		2	4704700	Connection strip for contact fingers	
						1				1									6711448	Bracket with stud, for cover, operating lever end	
						1				1									6711449	Bracket with stud, for cover, opposite operating lever end	
						1				1									4749045G5	Cover	
					2					2									59X241	Wing nut for cover	
111	1	1	1	1	1	1	1	1	1	1	1	1	1	1	1	1	1	1	1456711	Cable cleat	
	1	1	1	1	1	1	1	1	1	1	1	1	1	1	1	1	1	1	4749044P2	Insulation shield for cable cleat	
112	2	2	2	2	2	2	2	2	2	2	2	2	2	2	2	2	2	2	206868	Screw fastening cable cleat to base (8-36)	
	A1	B1	C1	D1	E1	F1	H1	J1	K1	L1	M1	N1	R1	S1	T1	V1	W1	Y1			

**TYPE 17HE8 SWITCHES**

## PLAIN WASHERS

Cat. No.	Description
150279	For No. 10 screw
143974	For 1/4 in. screw

## NUTS

145996	10-32, hex. std
126869	5/16 in.-18, hex. std

## LOCK WASHERS

Cat. No.	Description
54X473	For No. 8 screw
54X441	For No. 10 screw
30X562	For 1/4 in. screw
6X814	For 5/16 in. screw

## COTTER PIN

139648	3/16 in. by 1 1/4 in.
--------	-----------------------

LOCOMOTIVE AND PARTS DEPARTMENT

**GENERAL  ELECTRIC**

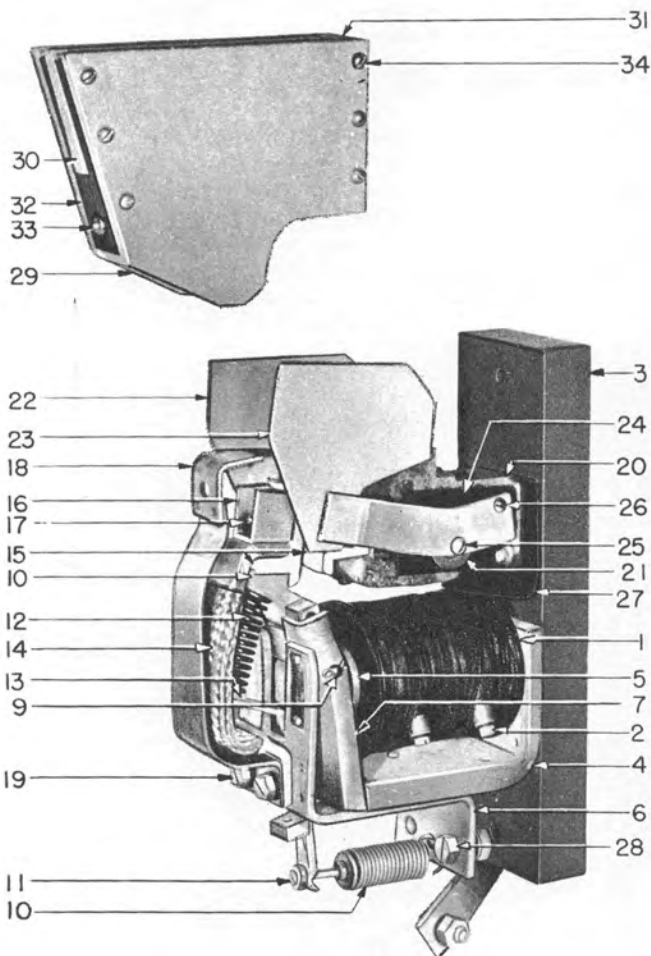
ERIE, PENNSYLVANIA

**parts**

**TYPE 17CM12BD, -BE, -BH, AND -BS CONTACTORS**

NOTE:-The last number in the nameplate rating is the coil number.

Example:-Type 17CM12BD4 indicates that operating coil Cat.No. 2738585 is required.



**Type 17CM12BE2 contactor**

Ref.No. 1 - OPERATING COILS - (1 Required)

Coil No.	Cat.No.	Coil No.	Cat.No.
2	#2738575	20	#4739235
4	#2738585	23	4739326
6	#2738604	30	4739369
11	#2738679	33	4739368

† See table on pages 3 and 4 for new design operating coils.

When ordering renewal parts, give quantity, catalog number, description of each item required, and complete nameplate reading.  
Data subject to change without notice.

\*Supersedes GEF-3120B

## TYPE 17CM12 CONTACTORS

Ref. No.	No. Req. for Type 17CM12-				Cat. No.	Description
	BD	BE	BH	BS		
	1	1	1	1	4710413	Rubber washer for operating coil
	2	2	2	2	207248	Screw fastening operating coil to magnet frame (8-36)
2	2	2	2	2	4731833P4	Screw fastening terminal to operating coil (10-32)
3	1				4710370	Supporting block
3		1	1	1	4711745	Supporting block
	1		1		6713391	Insulation shield for supporting block
	2		2		205064	Wood screw fastening shield to block
4	1	1	1	1	4768834	Magnet frame
	2	2	2	2	187184	Screw fastening magnet frame to block (5/16 in.-18)
	1	1	1	1	6714556	Insulation shield between magnet frame and supporting block
	1		1		6703437	Insulation shield between magnet frame and operating coil
	2		2		91X733	Screw fastening shield to magnet frame
5	1	1	1	1	4710372	Magnet core for operating coil
	1	1	1	1	143997	Screw fastening core to magnet frame (3/8 in.-16)
6	1	1	1	1	4737935AV	Armature stop
	2	2	2	2	46X777	Screw fastening armature stop to magnet frame (1/4 in.-20)
	1		1	1	144X10	Armature with contact lever, stop arms, and spring bracket
		1			144X11	Armature with contact lever, stop arms, and spring bracket
7	1		1	1	2738986G3	Armature with stop arms and spring bracket
7		1			2738986G1	Armature with stop arms and spring bracket
8	1	1	1	1	6713313	Contact lever with link
9	1	1	1	1	8800422	Hinge pin for contact lever link
10	1	1	1	1	4735918	Tension spring with plug, for armature
11	1	1	1	1	6700342	Adjusting screw for tension spring (10-32)
	1		1	1	6702487	Counterweight for armature
	1		1	1	17366	Screw fastening counterweight to armature (5/16 in.-18)
12	1	1	1	1	6724998	Compression spring for contact lever
13	1	1	1	1	4710379	Spring seat for compression spring
	4	4	4	4	4710450	Shim for spring seat
14	1				4767443	Flexible shunt for contact lever
14		1	1	1	4731183	Flexible shunt for contact lever
15	2	2	2	2	6713304	Contact tip
16	1	1	1	1	6713310	Arcing horn for movable contact tip
	1	1	1	1	6713309	Arcing horn for stationary contact tip
17	2	2	2	2	91X103	Screw fastening contact tip in position (5/16 in.-18)
18	1	1	1	1	4715961	Arcing horn with spring
19	2	2	2	2	126872	Screw fastening arcing horn and shunt to armature stop (5/16 in.-18)
20	1				127X86	Stationary contact support with blowout coil, insulated core, and pole pieces
20		1	1	1	130X17	Stationary contact support with blowout coil, insulated core, and pole pieces
	1	1	1	1	4750508	Insulated core for blowout coil
	1	1	1	1	4710381	Core for blowout coil
	1	1	1	1	4715482	Insulation tube for core
21	2	2	2	2	4715483	Insulation flange for core
22	1	1	1	1	6725027G2	Pole piece for blowout coil, left-hand facing front of contactor
23	1	1	1	1	6725027G1	Pole piece for blowout coil, right-hand facing front of contactor
24	2	2	2	2	4710809	Insulation between pole piece and blowout coil
25	2	2	2	2	105136	Screw fastening pole piece to core (10-32)
26	1	1	1	1	54X992	Screw fastening pole pieces to stationary contact support (10-32)
	1	1	1	1	4710386	Insulation tube for Cat. 54X992
	2	2	2	2	4710385	Spacer between pole piece and stationary contact
27	1				4710409	Insulation shield between stationary contact support and supporting block
27		1	1	1	6712046	Insulation shield between stationary contact support and supporting block

## TYPE 17CM12 CONTACTORS

Ref. No.	No. Req. for Type 17CM12-				Cat. No.	Description
	BD	BE	BH	BS		
28	2	2	2	2	187184	Screw fastening stationary contact support to supporting block (5/16 in.-18)
	2	2	2	2	143937	Screw fastening terminal to blowout coil lead or armature stop (3/8 in.-16)
	1	1	1	1	15988	Wood screw fastening blowout coil lead to supporting block
	1		1		4745353G2	Arc chute
		1		1	4745353G3	Arc chute
	29	2		2	6713314	Side plate for arc chute
	29		2	2	6713411	Side plate for arc chute
	30	1		1	6713315	Arc suppressor plate
	30		1	1	4715965	Arc suppressor plate
	31	1		1	127X87	Short spacing block with latch pin
31		1	1	4756737	Short spacing block with latch pin	
32	1		1	127X88	Long spacing block with latch	
32		1	1	4756738	Long spacing block with latch screw	
33		1	1	2710147	Latch screw for long spacing block (10-32)	
34	4	6	4	198709	Screw fastening arc chute together (10-32)	
	BD	BE	BH	BS		

### PLAIN WASHERS

Cat.No.	Description
155830	For No. 8 screw
150279	For No. 10 screw
143974	For 1/4 in. screw
145598	For 5/16 in. screw, 5/8 in. O.D.
147674	For 5/16 in. screw, 7/8 in. O.D.
141259	For 3/8 in. screw

### LOCK WASHERS

Cat.No	Description
54X473	For No. 8 screw
54X441	For No. 10 screw
71X749	For No. 10 screw, Shakeproof
30X562	For 1/4 in. screw
6X814	For 5/16 in. screw
6X815	For 3/8 in. screw

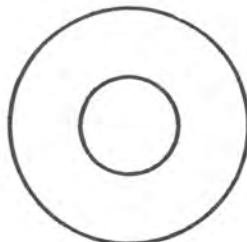
### NUTS

145996	10-32, hex. std
151175	10-32, hex. std, brass
141255	3/8 in.-16, hex. std

### COTTER PIN

139048	5/64 in. by 3/8 in.
--------	---------------------

Two designs of operating coils have been furnished for the Type 17CM12 Contactor. The first design of operating coil Fig. 1 has round spool flanges at both ends, the second design Fig. 2 has one round and one offset spool flange which provides for fastening to the contactor frame by means of two 8-36, 1/2 in. r.h. screws Cat.No. 207248. This design prevents breaking connections by the turning of the operating coil.



**Fig. 1**



**Fig. 2**

## TYPE 17CM12 CONTACTORS

Operating Coils listed in this table are interchangeable, except that the contactor frame must be machined in accordance with Fig. 3 before the operating coils of the second design can be applied. The rubber washers used with operating coils of the first design Fig. 1 are not required for the second design Fig. 2.

Operating Coil	Cat.No.
Fig. 1 Design	Fig. 2 Design
2738575	4739326
2738585	4739366
2738604	4739367
2738679	4739368
4739235	4739369

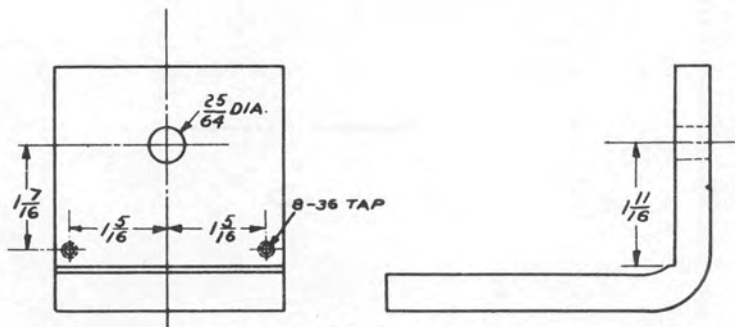


Fig. 3

- 1 Remove partial radius in bend of frame as shown.
- 2 Drill and tap frame locating two tapped holes from the center of the present 25/64 in. diam hole in frame.
- 3 Place new design coil retainer furnished with coil between core body and coil spool with long end inside coil and short end under core head.


LOCOMOTIVE AND CAR EQUIPMENT DEPARTMENT

**GENERAL ELECTRIC**

ERIE, PA.

**parts**

**TYPE 17EW101R2 RESISTOR**



Note: - When ordering resistor unit Reference Number 1 customer should refer to Catalog Number stamped on resistor unit terminal or to index sheets in Renewal Parts Catalog.

Ref. No.	Cat. No.	No. Required	Description
2	21D497	1	Support for resistor unit
3	11D864	Δ	Insulator for resistor unit (6 grooves)
3	12D525	Δ	Insulator for resistor unit (7 grooves)
3	11D836	Δ	Insulator for resistor unit (9 grooves)
3	12D535	Δ	Insulator for resistor unit (11 grooves)
4	84X305	2	Screw fastening resistor unit in position, 1/2 in.-13
	6702142	2	Insulation sleeve for screw
	6710506	2	Spacer for screw

Δ Quantity variable

When ordering renewal parts, give quantity, catalog number, description of each item required, and complete nameplate reading. Data subject to change without notice.



## TYPE 17EW101R2 RESISTOR

Ref. No.	Cat. No.	No. Required	Description
5	11D779	2	Supporting plate for terminal
6	11D813	4	Mica washer (5/8 in. thick)
6	11D814	2	Mica washer (1/8 in. thick)
	11D815	8	Steel washer (1 1/2 in. O.D.)
7	1440868	4	Steel washer (1 3/8 in. O.D.)
	84X301	4	Steel washer (1 in. O.D.)
8	146149	4	Nut, 1/2 in.-13
	10X903	4	Lock washer, 1/2 in.
9	2743997P3	Δ	Bus bar for resistor unit
10	17376	Δ	Screw fastening bus bar or terminal to resistor unit, 5/16 in.-18
11	126869	Δ	Nut, 5/16 in.-18
12	145598	Δ	Plain washer, 5/16 in.
13	6X814	Δ	Lock washer, 5/16 in.

Δ Quantity variable

LOCOMOTIVE AND CAR EQUIPMENT DIVISIONS


**GENERAL**  **ELECTRIC**

ERIE, PA.

# RENEWAL PARTS

## TYPE 17CM15 CONTACTORS

Forms AA, AT, BA, BB, BC, BD, CC, EE, FF, NN, RR, SS, TT, VV, and YY



Type 17CM15CC38 contactor

(Reference numbers are indicated in listings beginning on page 2)

When ordering renewal parts, give quantity, catalog number, description of each item required, and complete nameplate reading.

GENERAL  ELECTRIC

**TYPE 17CM15 CONTACTORS**

**NOTE:-** The last number in the nameplate rating is the coil number.

**Example:-** Type 17CM15AA5 indicates that operating coil Cat.No. 2738516 and blowout coil Cat.No. 4756444 are required.

Coil No.	Ref.No. 1	Ref.No. 2	Coil No.	Ref.No. 1	Ref.No. 2	Coil No.	Ref.No. 1	Ref.No. 2
	Operating Coil	Blowout Coil		Operating Coil	Blowout Coil		Operating Coil	Blowout Coil
	Cat.No.	Cat.No.		Cat.No.	Cat.No.		Cat.No.	Cat.No.
1	‡2738570	2738538	37	2738184	2738548	78	4739318	2738538
4	‡2738573	2738563	38	2738184	2738563	79	4739380	2738538
5	‡2738516	+4756444	40	4739172	-----	82	4739477	4739111
6	‡2738570	+4757835	41	‡2738606	2738563	83	4739393	+4756444
7	‡2738570	2738563	42	‡2738570	2738765	84	4739472	+4756444
8	‡2738567	2738538	43	‡2738573	2738538	88	8827030	+4756444
10	‡2738516	2738563	45	‡2738544	2738563	89	8827030	2738563
11	‡2738101	+4756444	51	2738184	4739111	90	8827030	2738538
12	2738184	+4756444	52	‡2738434	2738563	91	8827030	2738548
13	‡2738613	+4756444	57	4739357	+4756444	92	4739379	2738563
14	‡2738603	2738538	58	4739333	2738538	95	4739458	2738563
16	‡2738567	+4756444	59	4739318	4739311	96	4739458	4739111
19	‡2738649	2738563	60	4739370	+4756444	97	2738769	2738538
20	‡2738649	+4756444	61	4739370	2738538	100	2738769	2738563
23	‡2738606	2738538	62	4739379	4739111	101	4739477	2738563
24	‡2738570	+4756444	64	4739380	4739111	104	4739333	+4756444
25	‡2738573	+4756444	66	4739357	4739111	105	4739333	2738563
29	‡2738603	4739111	69	4739370	2738563	106	8827030	4739111
29	‡2738570	4739111	71	4739333	4739111	107	4739333	2738548
31	‡2738544	4739111	73	4739370	2738548	109	4739357	2738548
34	2738748	+4756444	74	4739333	2738538	113	4739380	2738765
35	‡2738567	2738563	76	4739475	2738765	114	4739318	2738563
36	‡2738613	2738538	77	4739477	+4756444	115	4739486	2738548

Ref. No.	Number Required for Type 17CM15-																Cat.No.	Description
	AA	AT	BA	BB	BC	BD	CC	EE	FF	NN	RR	SS	TT	VV	YY			
	1	1	1	1			1	1	1	1	1	1	1	1	1	6713057	Rubber washer for operating coil	
	2	2	2	2	2	2	2	2	2	2	2	2	2	2	2	256488	Screw fastening operating coil to frame, 6-40	
3	1		1		1	1	1	1					1	1	1	4768903AC	Magnet frame	
3		1										1				4768903	Magnet frame	
3,4				1					1							130X70	Magnet frame with dowel pin	
3,4										1						4731776G8	Magnet frame with core	
3,4											1					4737948G1	Magnet frame with core	
4	1		1	1	1	1	1	1	1				1	1	1	4709833AA	Magnet core for operating coil	
4		1											1			4709833	Magnet core for operating coil	
	1	1	1	1	1	1	1	1	1	1	1	1	1	1	1	6713726	Insulation between magnet frame and base	
										1						6711820	Plug for magnet core	
										1						227X81	Set screw for plug, 6-40	
							x				1	1	1			4715554	Sleeve for magnet core	
							x				1	1	1			4715583	Washer under head of magnet core	
	1	1	1		1	1	1	1				1	1	1	1	112303	Screw fastening magnet core to frame, 5/16 in.-18	
			1													4710329	Stud fastening magnet core to frame, 5/16 in.-18	
									1							446178	Stud fastening magnet core to frame, 5/16 in.-18	

+ Includes stationary contact support  
 Δ For Types 17CM15AT29 and 17CM15C29 Contactors only  
 † For Type 17CM15NN29 Contactor only  
 ‡ See page 6 for table of new design operating coils  
 x Quantity variable

TYPE 17CM15 CONTACTORS

GEF-3211B

Ref. No.	Number Required for Type 17CM15-																Cat.No.	Description
	AA	AT	BA	BB	BC	BD	CC	EE	FF	NN	RR	SS	TT	VV	YY			
	2	2	2		2	2	2			2	2	2	2	2	2	46X847	Screw fastening magnet frame to base, 1/4 in.-20	
5	1			1	1	1		1	1						1	4737858AB	Armature stop	
5		1								1	1	1	1			4737858AE	Armature stop	
5			1													4737858BD	Armature stop	
5							1									4737858AC	Armature stop	
5														1		4737858AA	Armature stop	
	2	2	2	2		2		2	2	2	2	2	2		2	20X555	Screw fastening armature stop to magnet frame, 1/4 in.-20	
					2		2							2		36X712	Screw fastening armature stop to magnet frame, 1/4 in.-20	
6	1			1	1	1	1	1	1						1	6742072G1	Armature with spring bracket	
6		1										1				4725984G9	Armature	
6			1										1	1		6742072G8	Armature	
6										1						4725754G3	Armature	
6											1					4725754G1	Armature	
		1	1							1	1	1	1	1		6706034	Spring bracket for armature	
		1														8801382	Spacer for spring bracket	
		1	1							1	1	1	1	1		50X499	Screw fastening spring bracket to armature, 1/4 in.-20	
7	1	1	1	1	1	1	1	1	1	1	1				1	4769764	Tension spring with plug, for armature	
7												1				6721200	Tension spring with plug, for armature	
7													1	1		4769687	Tension spring with plug, for armature	
8	1			1	1	1	1	1	1						1	6700342	Adjusting screw for tension spring, 10-32	
8		1	1							1	1	1	1	1		6706033	Adjusting screw for tension spring, 10-32	
9	1		1			1		1					1		1	4711038	Contact lever with bushing	
9		1		1	1		1		1	1	1	1		1		4711039	Contact lever with bushing	
	1	1	1	1	1	1	1	1	1	1	1	1	1	1	1	4750841	π Bushing for contact lever	
10	1	1	1	1	1	1	1	1	1	1	1	1	1	1	1	4709826	Hinge pin for contact lever	
11	1	1	1	1		1	1	1	1				1	1		4769765	Compression spring for contact lever	
11				1						1	1					4734973	Compression spring for contact lever	
11															1	6721211	Compression spring for contact lever	
11															1	4735982	Compression spring for contact lever	
12	1		1			1		1					1		1	6721611G1	Flexible shunt for contact lever	
12		1		1	1		1		1	1	1	1		1		6721605G1	Flexible shunt for contact lever	
13	1	1	1		1	1	1	1		1	1	1	1	1	1	46X801	Screw fastening flexible shunt to armature stop, 1/4 in.-20	
13			1						1							48X38	Screw fastening flexible shunt to armature stop, 1/4 in.-20	
14	2		2												2	4711042	Contact tip	
14		2			2		2		2	2	2		2			4715358	Contact tip	
14				2												4709829	Contact tip	
14					2		2					2				4711041	Contact tip - FITS HH 60	
15	1		1		1		1						1		1	4715190	Arcing horn for contact lever	
15		1		1	1		1		1	1				1		4709848	Arcing horn for contact lever	
16	1		1			1		1					1		1	91X85	Screw fastening contact tip, flexible shunt, and arcing horn to contact lever, 1/4 in.-20	
16		1			1		1		1	1	1			1		87X743	Screw fastening contact tip, flexible shunt, and arcing horn to contact lever, 10-32	
16				1												128616	Screw fastening contact tip, flexible shunt, and arcing horn to contact lever, 10-32	
16								1								243X9	Screw fastening contact tip, flexible shunt, and arcing horn to contact lever, 10-32	
17	§		§			§		§					§		§	-----	Stationary contact support	

π Bushing may be replaced by using burnishing tool Cat.No. 4735725P2.

§ Included with blowout coil.

TYPE 17CM15 CONTACTORS

Ref. No.	Number Required for Type 17CM15-													Cat.No.	Description		
	AA	AT	BA	BB	BC	BD	CC	EE	FF	NN	RR	SS	TT			VV	YY
17		1		1	1		1		1	1				1		4768902	Stationary contact support
17											1	1				4711077AA	Stationary contact support
	1		1			1		1					1	1		4715165	Flange for blowout coil, with slot
	1		1			1		1					1	1		4715162	Flange for blowout coil, without slot
	1		1			1		1					1	1		4715164	Insulated core for blowout coil
19	4	4	4	5	4	4	4	2	4	4			4	4	4	105136	Screw fastening blowout coil flange or contact tip to stationary contact, 10-32
20	1		1			1		1					1	1		91X92	Screw fastening contact tip to stationary contact, 1/4 in.-20
20		1			1		1		1	1	1	1		1		87X885	Screw fastening contact tip to stationary contact, 10-32
								2								150751	Screw fastening blowout coil flange to stationary contact, 10-32, 1 in.
								2								6700339	Insulation bushing for Cat. 150751
								2								6700347	Insulation spacer for Cat. 150751
21	1	1	1	1	1	1	1	1	1	1			1	1	1	4709831	Insulation shield for blowout coil
											1	1				6706168	Spacer between stationary contact and base
	2	2	2		2	2	2		2				2	2	2	145995	Screw fastening stationary contact support to base, 10-32
			2													171882	Screw fastening stationary contact support to base, 10-32
								2								154900	Screw fastening stationary contact support to base, 10-32
											2	2				46X820	Screw fastening stationary contact support to base, 1/4 in.-20
22	1		1			1		1					1	1		2735210G3	Arc chute
22		1		1	1		1		1	1				1		2735210G1	Arc chute
23	1		1			1		1					1	1		4759978	Hinge pin for arc chute
23		1		1	1		1		1	1				1		4759974	Hinge pin for arc chute
24		1		1	1		1		1	1				1		6702274	Stop for arc chute
				1	1		1		1					1		4731833P6	Screw fastening stop to support, 10-32
25	1		1			1	1			1				1	1	4711271	Mounting base
25					1											8827191	Mounting base
25									1							6700540	Mounting base
25											1	1				6706598	Mounting base
25													1			6703942	Mounting base
26	1		1			1							1	1		4715166	Terminal post for blowout coil
26		1			1		1			1				1		4711270	Terminal post for blowout coil
26				1												4710330	Terminal post for blowout coil
26									1							4709847	Terminal post for blowout coil
							2									20X555	Terminal screw for blowout coil, 1/4 in.-20
27		1		1	1		1		1	1				1		6711633	Connection strip for blowout coil lead
				1												8831234G1	Hand operating mechanism with spring
				1												2766782	Spring for hand operating mechanism
				1												8831234P14	Knob for hand operating mechanism
				1												75X12	Screw fastening knob in position
				1												4731833P9	Adjusting screw for mechanism, 10-32
				2												145995	Screw fastening mechanism to base, 10-32

## TYPE 17CM15 CONTACTORS

GEF-3211B

NOTE:- The following items are steel unless otherwise specified.

### PLAIN WASHERS

Cat.No.	Description
196351	For No. 6 screw
150279	For No. 10 screw, 13/32 in. O.D.
165736	For No. 10 screw, 5/8 in. O.D.
143974	For 1/4 in. screw
145598	For 5/16 in. screw, 5/8 in. O.D.
147674	For 5/16 in. screw, 7/8 in. O.D.

### LOCK WASHERS

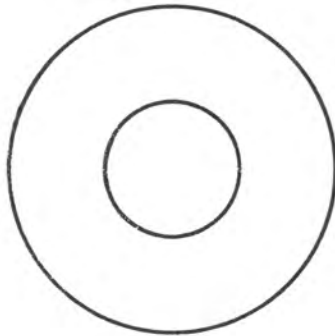
Cat.No.	Description
54X595	For No. 6 screw
54X441	For No. 10 screw
71X749	For No. 10 screw, Shakeproof
30X562	For 1/4 in. screw
6X814	For 5/16 in. screw

### NUTS

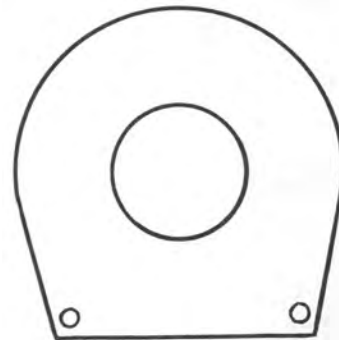
145996	10-32, hex. std
1X452	1/4 in.-20, hex. std
126869	5/16 in.-18, hex. std

### COTTER PIN

168996	1/16 in. by 3/8 in.
--------	---------------------



*FIG. 1*



*FIG. 2*

Two designs of operating coils have been furnished for the Type 17CM15 Contactor. The first design of operating coil Fig. 1 has round spool flanges at both ends; the second design Fig. 2 has one round and one offset spool flange which provides for fastening to the contactor frame by using two 6-40, 3/8 in. r.h. screws Cat.No. 256488. This design prevents breaking connections by the turning of the operating coil.

**TYPE 17CM15 CONTACTORS**

Operating Coils listed in this table are interchangeable, except that the contactor frame must be machined in accordance with Fig. 3 before the operating coils of the second design can be applied. The rubber washer used with operating coils of the first design Fig. 1 is not required for the second design Fig. 2.

Operating Coil	Cat.No.
Fig. 1 Design	Fig. 2 Design
2738101	4739333
2738434	4739472
2738516	4739401
2738544	4739477
2738567	4739357
2738570	4739333
2738573	4739370
2738603	4739475
2738606	4739486
2738613	4739318
2738649	4739393

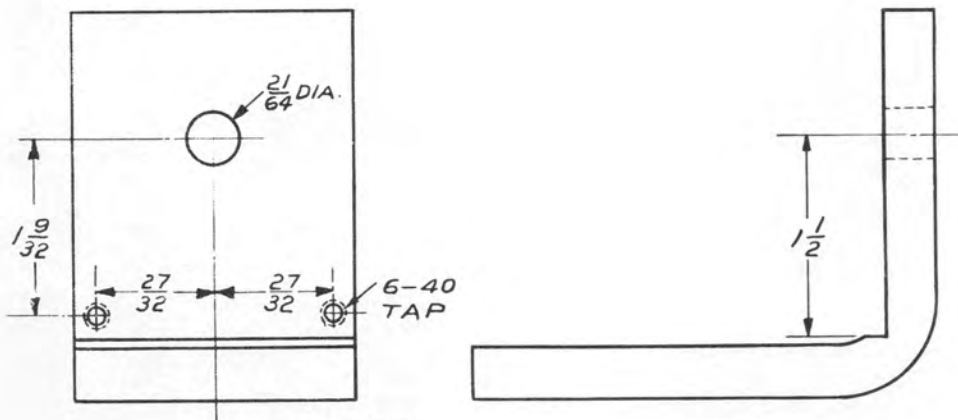


FIG. 3

- 1 Remove partial radius in bend of frame as shown.
- 2 Drill and tap frame locating two tapped holes from the center of the present 21/64 in. diam hole in frame.
- 3 Place new design coil retainer furnished with coil between core body and coil spool with long end inside coil and short end under core head.

## INDEX OF CATALOG NUMBERS

Catalog identifications in this index are arranged in order, reading from *left to right*, first alphabetically according to the prefix letter or letters, if used, and second numerically.

In this index all numbers with a letter prefix will precede those without prefixes.

The number of letters or digits does not affect placement in the table, thus A1999999 will precede A2, and ZZ9999999 will precede Cat. No. 1 (number without a prefix). Letters take precedence over numbers so that Cat. No. 26F1 will precede Cat. No. 261.

Cat. No.	Page	Cat. No.	Page	Cat. No.	Page	Cat. No.	Page
1X452-----	5	2738603-----	2,6	4725984G9 ---	3	4769764-----	3
105136-----	4	2738606-----	2,6	4731776G8 ---	2	48X38 -----	3
112303-----	2	2738748-----	2	4731833P6 ---	4	50X499 -----	3
126869-----	5	2738765-----	2	4731833P9 ---	4	54X441 -----	5
128616-----	3	2738769-----	2	4734973-----	3	54X595 -----	5
130X70-----	2	2766782-----	4	4735982-----	3	6X814 -----	5
143974-----	5	30X562 -----	5	4737858AA ---	3	6700339-----	4
145598-----	5	36X712 -----	3	4737858AB ---	3	6700342-----	3
145995-----	4	446178-----	2	4737858AC ---	3	6700347-----	4
145996-----	5	46X801 -----	3	4737858AE ---	3	6700540-----	4
147674-----	5	46X820 -----	4	4737858BD ---	3	6702274-----	4
150279-----	5	46X847 -----	3	4737948G1 ---	2	6703942-----	4
150751-----	4	4709826-----	3	4739111-----	2	6706033-----	3
154900-----	4	4709829-----	3	4739318-----	2,6	6706034-----	3
165736-----	5	4709831-----	4	4739333-----	2,6	6706168-----	4
168996-----	5	4709833-----	2	4739357-----	2,6	6706598-----	4
171882-----	4	4709833AA ---	2	4739370-----	2,6	6711633-----	4
196351-----	5	4709847-----	4	4739379-----	2	6711820-----	2
20X555-----	3,4	4709848-----	3	4739380-----	2	6713057-----	2
227X81-----	2	4710329-----	2	4739393-----	2,6	6713726-----	2
243X9-----	3	4710330-----	4	4739458-----	2	6721200-----	3
256488-----	2,5	4711038-----	3	4639472-----	2,6	6721211-----	3
2735210G1 ---	4	4711039-----	3	4739475-----	2,6	6721605G1 ---	3
2735210G3 ---	4	4711041-----	3	4739477-----	2,6	6721611G1 ---	3
2738184-----	2	4711042-----	3	4739486-----	2,6	6742072G1 ---	3
2738101-----	2,6	4711077AA ---	4	4739401-----	6	6742072G8 ---	3
2738434-----	2,6	4711270-----	4	4749172-----	2	71X749 -----	5
2738516-----	2,6	4711271-----	4	4750841-----	3	75X12 -----	4
2738538-----	2	4715162-----	4	4756444-----	2	87X743 -----	3
2738544-----	2,6	4715165-----	4	4757835-----	2	87X885 -----	4
2738548-----	2	4715166-----	4	4759974-----	4	8801382-----	3
2738563-----	2	4715190-----	3	4759978-----	4	8827030-----	2
2738567-----	2,6	4715358-----	3	4768902-----	4	8827191-----	4
2738570-----	2,6	4715554-----	2	4768903-----	2	8831234G1 ---	4
2738573-----	2,6	4715583-----	2	4768903AC ---	2	8831234P14 ---	4
2738613-----	2,6	4725754G1 ---	3	4769675-----	3	91X85 -----	3
2738649-----	2,6	4725754G3 ---	3	4769687-----	3	91X92 -----	4



LOCOMOTIVE AND PARTS DEPARTMENT

**GENERAL**  **ELECTRIC**


ERIE, PENNSYLVANIA

# RENEWAL PARTS

## TYPE GA-33 GEAR UNITS

Model Numbers

7GA33A1	7GA33B1	7GA33C1	7GA33D1	7GA33D5
7GA33A2	7GA33B2	7GA33C2	7GA33D2	7GA33D6
7GA33A3	7GA33B3	7GA33C3	7GA33D3	7GA33F1
7GA33A4	7GA33B4	7GA33C4	7GA33D4	7GA33F2



**Type GA-33-C1 railway reduction unit**

Gear Units used with the Type GE-733 Motors were originally identified by the Motor Model No. and the Motor Serial No. which was stamped on the unit housing. These Gear Units are now identified by a separate Model No. For the convenience of customers the following table gives the cross reference from Serial No. to Model No.

Example:- Serial No. 1710144 is now identified as Model No. 7GA33A1.

Serial No.	Model No.	Serial No.	Model No.	Serial No.	Model No.	Serial No.	Model No.
1710144-148	7GA33A1	1710170	7GA33C3	1710698	7GA33A2	1710721	7GA33B1
1710149	7GA33A2	1710171-178	7GA33A1	1710699	7GA33A1	1710722-724	7GA33A2
1710150	7GA33A1	1710179	7GA33A4	1710700-702	7GA33A2	1710785	7GA33A2
1710152-154	7GA33A2	1710180-183	7GA33A1	1710703	7GA33C3	1710787	7GA33C2
1710155	7GA33A1	1710685	7GA33A2	1710704-706	7GA33A2	1710788-790	7GA33A2
1710156	7GA33A2	1710686	7GA33C2	1710707	7GA33A1	1710792-793	7GA33A1
1710157	7GA33A1	1710687	7GA33A2	1710708	7GA33C2	1710794	7GA33A2
1710158	7GA33A2	1710688	7GA33C4	1710710-712	7GA33A2	1710795-797	7GA33A1
1710159	7GA33A1	1710689-690	7GA33A2	1710713	7GA33A1	1710798	7GA33A2
1710160	7GA33C2	1710691	7GA33C4	1710714	7GA33A2	1710799-804	7GA33A1
1710161	7GA33B1	1710692-694	7GA33A2	1710715	7GA33C2	1710807	7GA33C4
1710162-165	7GA33A1	1710695	7GA33A1	1710716	7GA33A2	1710808-809	7GA33C2
1710166	7GA33A2	1710696	7GA33A2	1710717	7GA33A1	1710810-815	7GA33C4
1710167-169	7GA33A1	1710697	7GA33C4	1710718-720	7GA33A2	1710816	7GA33A2

When ordering renewal parts, give quantity, catalog number, description of each item required, and complete nameplate reading.

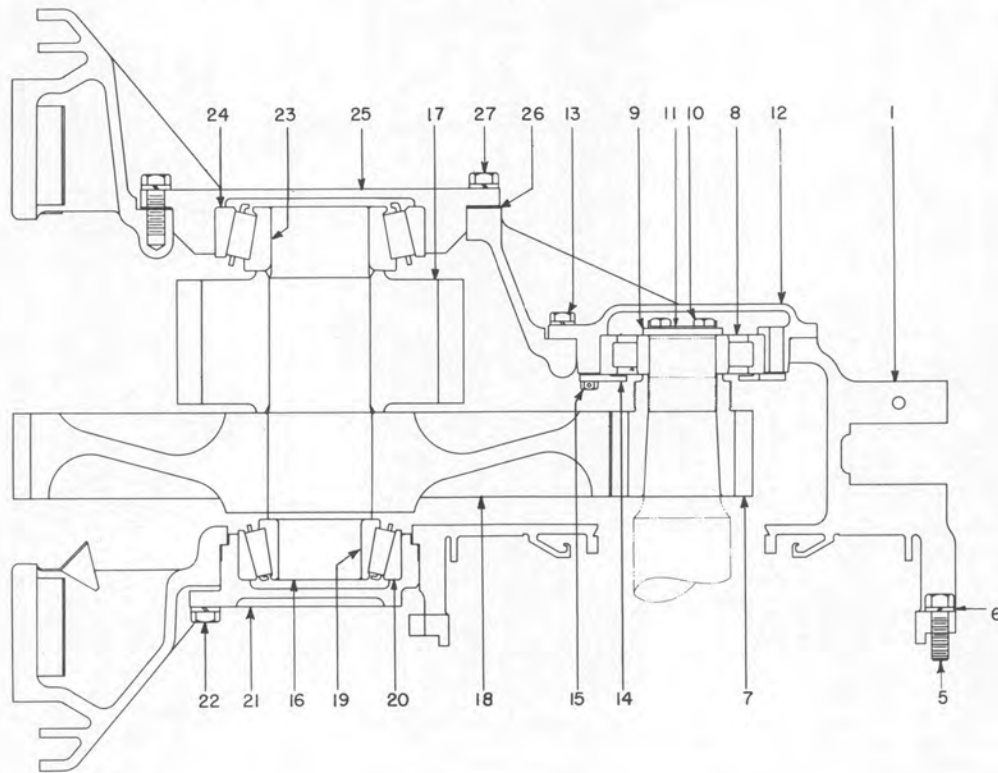


## TYPE GA-33 GEAR UNITS

Serial No.	Model No.	Serial No.	Model No.	Serial No.	Model No.	Serial No.	Model No.
1710817-818	7GA33C4	1800133	7GA33A1	1800404	7GA33C4	1800601	7GA33C1
1710819	7GA33C1	1800134	7GA33C1	1800405	7GA33B1	1800602-605	7GA33C4
1710820	7GA33C4	1800135	7GA33A2	1800406	7GA33A4	1800606	7GA33C1
1710821	7GA33C1	1800136	7GA33C3	1800407-408	7GA33B1	1800607	7GA33C4
1710822	7GA33C2	1800137-138	7GA33A1	1800409	7GA33A4	1800608	7GA33B1
1710823-826	7GA33C4	1800139	7GA33A2	1800410-411	7GA33B1	1800609	7GA33C4
1710874-880	7GA33A2	1800140	7GA33A1	1800412	7GA33A1	1800610-611	7GA33C1
1710881	7GA33C1	1800141-142	7GA33A2	1800413	7GA33A2	1800612	7GA33C2
1710882-884	7GA33A1	1800310-311	7GA33A2	1800414-416	7GA33C4	1800613	7GA33C4
1710885	7GA33A2	1800312-313	7GA33B1	1800417	7GA33C2	1800614	7GA33A2
1710886-887	7GA33A1	1800314	7GA33A1	1800418	7GA33C4	1800615	7GA33C4
1710888	7GA33A2	1800315	7GA33C4	1800419	7GA33B4	1800616	7GA33C1
1710889	7GA33A1	1800316	7GA33C1	1800420	7GA33C4	1800618	7GA33C4
1710890-891	7GA33A2	1800317-318	7GA33A2	1800421	7GA33A1	1800619-620	7GA33C1
1710892-894	7GA33A1	1800319	7GA33C1	1800422	7GA33A4	1800621	7GA33C4
1710895	7GA33A2	1800320-321	7GA33A2	1800423	7GA33A2	1800622	7GA33B1
1710931	7GA33A2	1800322-323	7GA33A1	1800424	7GA33B1	1800623	7GA33C4
1710932	7GA33A1	1800324	7GA33C1	1800425-426	7GA33C4	1800624	7GA33B1
1711103	7GA33A2	1800325-327	7GA33A2	1800427	7GA33C1	1800625	7GA33C1
1711104	7GA33A1	1800328	7GA33A1	1800428	7GA33A1	1800626	7GA33B1
1711105-108	7GA33A2	1800329	7GA33B2	1800430	7GA33A4	1800627-629	7GA33C1
1711109	7GA33A1	1800330	7GA33A2	1800431	7GA33B2	1800630	7GA33B1
1711110-133	7GA33A2	1800331	7GA33A1	1800432	7GA33C4	1800631	7GA33C4
1711134	7GA33A1	1800333-336	7GA33A1	1800433	7GA33B1	1800632	7GA33C1
1711135-142	7GA33A2	1800337	7GA33B2	1800434-435	7GA33C4	1800633	7GA33C4
1800056	7GA33B1	1800338-339	7GA33A2	1800436	7GA33C1	1800634	7GA33B1
1800057	7GA33A1	1800340	7GA33C3	1800437	7GA33B1	1800635	7GA33C1
1800058	7GA33B1	1800341	7GA33A1	1800438-439	7GA33A2	1800636-637	7GA33C4
1800059-060	7GA33A2	1800342	7GA33C3	1800548-549	7GA33C4	1800638	7GA33C1
1800061-064	7GA33A1	1800343	7GA33B2	1800550	7GA33A4	1800639	7GA33C2
1800065-066	7GA33A2	1800344-345	7GA33C3	1800551	7GA33C4	1800640	7GA33A2
1800067	7GA33B1	1800346	7GA33C1	1800552	7GA33A2	1800641-643	7GA33C1
1800068-071	7GA33A2	1800347-348	7GA33A2	1800553	7GA33C4	1800644	7GA33C4
1800072	7GA33A1	1800349-350	7GA33A1	1800554	7GA33A2	1800645	7GA33C1
1800073-077	7GA33A2	1800351	7GA33C3	1800555	7GA33A1	1800646	7GA33B1
1800078-079	7GA33A1	1800352	7GA33A1	1800556-558	7GA33C4	1800647	7GA33C4
1800080	7GA33B1	1800353-354	7GA33A2	1800559-560	7GA33C2	1800648	7GA33D1
1800081	7GA33A2	1800355	7GA33C3	1800561-564	7GA33C4	1800649-653	7GA33C4
1800082-085	7GA33A1	1800356	7GA33A2	1800565-566	7GA33C1	1800654-655	7GA33C1
1800086-087	7GA33A2	1800357	7GA33C3	1800567	7GA33A2	1800656	7GA33C2
1800088-089	7GA33A1	1800358	7GA33A1	1800568	7GA33C1	1800657	7GA33C1
1800090	7GA33A2	1800359-360	7GA33C3	1800569	7GA33B1	1800658	7GA33C4
1800091-092	7GA33A1	1800361-362	7GA33A1	1800570	7GA33A2	1800659	7GA33B1
1800093-094	7GA33A2	1800363	7GA33C3	1800571	7GA33C4	1800660	7GA33B4
1800095	7GA33A1	1800364	7GA33A2	1800572-574	7GA33B1	1800661	7GA33A2
1800096-097	7GA33A2	1800365-366	7GA33C3	1800575	7GA33A4	1800662	7GA33C2
1800098-099	7GA33A1	1800367	7GA33A1	1800576	7GA33C4	1800663-664	7GA33C4
1800100	7GA33A2	1800368-370	7GA33C3	1800577	7GA33A2	1800665	7GA33B1
1800101-103	7GA33A1	1800371-373	7GA33A2	1800578	7GA33C1	1800666-667	7GA33C1
1800104-108	7GA33A2	1800374-375	7GA33A1	1800579	7GA33B1	1800668	7GA33B1
1800109	7GA33C3	1800376	7GA33C1	1800580	7GA33C1	1800669	7GA33C4
1800110	7GA33A1	1800377	7GA33B1	1800581	7GA33C4	1800671	7GA33C2
1800111	7GA33A2	1800378	7GA33B4	1800582	7GA33A4	1800672	7GA33B1
1800112	7GA33A1	1800379	7GA33A2	1800583	7GA33C1	1800673	7GA33C2
1800113	7GA33A2	1800380-381	7GA33A1	1800584	7GA33A4	1800674-676	7GA33C1
1800114	7GA33C2	1800382-383	7GA33A4	1800585	7GA33A2	1800677	7GA33C4
1800115-116	7GA33A1	1800384-385	7GA33A1	1800586-587	7GA33C1	1800678-679	7GA33C1
1800117-118	7GA33A2	1800386	7GA33A4	1800588	7GA33A2	1800680-681	7GA33C2
1800119	7GA33A1	1800387-391	7GA33C1	1800589-590	7GA33C1	1800682	7GA33C4
1800120	7GA33A2	1800392-393	7GA33B1	1800591	7GA33C4	1800683	7GA33B1
1800121-122	7GA33A1	1800394	7GA33C1	1800592-593	7GA33A4	1800684	7GA33D1
1800123	7GA33A2	1800395-396	7GA33B1	1800594	7GA33C1	1800685	7GA33C2
1800124	7GA33A1	1800397	7GA33A2	1800595	7GA33B1	1800686	7GA33C4
1800125-128	7GA33A2	1800398	7GA33C1	1800596-597	7GA33C1	1800687	7GA33A3
1800129-130	7GA33A1	1800399	7GA33B1	1800598	7GA33B1	1800688	7GA33C4
1800131	7GA33C3	1800400-402	7GA33C1	1800599	7GA33C1	1800689	7GA33C2
1800132	7GA33A2	1800403	7GA33A4	1800600	7GA33C4	1800690-691	7GA33C4

# TYPE GA-33 GEAR UNITS

GEF-3264C



Longitudinal section of unit

Serial No.	Model No.	Serial No.	Model No.	Serial No.	Model No.	Serial No.	Model No.
1800692	7GA33C2	1801100-101	7GA33C1	1801901-914	7GA33C2	1802059-062	7GA33C2
1800693-694	7GA33D1	1801104-112	7GA33C1	1802012-014	7GA33C2	1802064	7GA33C2
1800695	7GA33B1	1801114-117	7GA33C1	1802016-017	7GA33C2	1802178-180	7GA33C2
1800696	7GA33C2	1801120	7GA33C1	1802018	7GA33C1	1802194-195	7GA33C2
1800697-699	7GA33C4	1801887-888	7GA33C1	1802019-020	7GA33C2	1802196	7GA33C4
1801081-085	7GA33C1	1801889-891	7GA33C2	1802022-028	7GA33C2	1802197	7GA33C2
1801088-089	7GA33C1	1801893-894	7GA33C2	1802031-036	7GA33C2	1802198-199	7GA33C4
1801091-094	7GA33C1	1801896	7GA33C2	1802037-046	7GA33C2	1802200	7GA33C2
1801097	7GA33C1	1801897	7GA33B4	1802048-051	7GA33C2	1802201	7GA33C4
1801099	7GA33C1	1801898-899	7GA33C2	1802057	7GA33C2	1890114	7GA33A2

Ref. No.	Number Required for Model 7GA33-																		Catalog Number	Description		
	A1	A2	A3	A4	B1	B2	B3	B4	C1	C2	C3	C4	D1	D2	D3	D4	D5	D6			F1	F2
1	-	1	-	1	-	-	-	-	-	-	-	-	-	-	-	-	-	-	-	-	4759269	Gear box with axle bearing caps
1	-	-	-	-	1	1	1	1	-	-	-	-	-	-	-	-	-	-	-	-	114X38	Gear box with axle bearing caps
1	1	-	1	-	-	-	-	-	1	1	1	1	-	-	-	-	-	-	-	-	114X39	†Gear box with axle bearing caps
1	-	-	-	-	-	-	-	-	-	-	-	-	1	1	1	1	1	1	1	1	114X40	Gear box with axle bearing caps
	8	8	8	8	8	8	8	8	8	8	8	8	8	8	8	8	8	8	8	8	599X52	§Nut, 1 in. -14, heavy hex. slotted, 63/64 in. nominal thickness, 1 5/8 in. across flats, for axle cap stud
	8	8	8	8	8	8	8	8	8	8	8	8	8	8	8	8	8	8	8	8	8819383	§Bolt fastening axle cap to gear box
	8	8	8	8	8	8	8	8	8	8	8	8	8	8	8	8	8	8	8	8	8819384	§Washer for axle cap bolt
2	1	1	1	1	-	-	-	-	1	1	1	1	-	-	-	-	-	-	-	-	127X28	Cover for gear box
2	-	-	-	-	1	1	1	1	-	-	-	-	1	1	1	1	1	1	1	1	127X29	Cover for gear box
3	3	3	3	3	3	3	3	3	3	3	3	3	3	3	3	3	3	3	3	3	6705244P1	Pipe plug for gear box or cover
	2	2	2	2	2	2	2	2	2	2	2	2	2	2	2	2	2	2	2	2	6726201P1	Gasket for gear box cover
4	20	20	20	20	20	20	20	20	20	20	20	20	20	20	20	20	20	20	20	20	945X81	Bolt fastening cover to gear box
5	10	10	10	10	10	10	10	10	10	10	10	10	10	10	10	10	10	10	10	10	186V704P1	Bolt fastening gear box to motor
6	30	30	30	30	30	30	30	30	30	30	30	30	30	30	30	30	30	30	30	30	N405P47	Lock washer, 5/8 in.
7	1	1	1	1	-	1	-	1	1	1	1	1	-	1	-	1	1	1	-	-	4767988	Pinion (15 teeth) for motor armature shaft
7	-	-	-	-	1	-	1	-	-	-	-	-	1	-	1	-	-	-	-	-	4767997	Pinion (17 teeth) for motor armature shaft
7	-	-	-	-	-	-	-	-	-	-	-	-	-	-	-	-	-	-	-	1	8828158	Pinion (17 teeth) for motor armature shaft
7	-	-	-	-	-	-	-	-	-	-	-	-	-	-	-	-	-	-	-	1	8828172P1	Pinion (18 teeth) for motor armature shaft
8	1	1	1	1	1	1	1	1	1	1	1	1	1	1	1	1	1	1	1	1	8864951P49	Roller bearing for armature shaft
9	1	1	1	1	1	1	1	1	1	1	1	1	1	1	1	1	1	1	1	1	6705174	Retaining plate for armature shaft roller bearing
10	2	2	2	2	2	2	2	2	2	2	2	2	2	2	2	2	2	2	2	2	N22P29016B	Bolt fastening retaining plate to shaft, 1/2 in. -13, 1 in. hex. hd.
11	1	1	1	1	1	1	1	1	1	1	1	1	1	1	1	1	1	1	1	1	6705240	Lock washer for two 1/2 in. bolts
12	1	1	1	1	1	1	1	1	1	1	1	1	1	1	1	1	1	1	1	1	4729501P1	Bearing housing for armature shaft roller bearing
13	6	6	6	6	6	6	6	6	6	6	6	6	6	6	6	6	6	6	6	6	N22P29020B	Bolt fastening bearing housing to gear box, 1/2 in. -13, 1 1/4 in. hex. hd.
	6	6	6	6	6	6	6	6	6	6	6	6	6	6	6	6	6	6	6	6	N405P45	Lock washer, 1/2 in.
14	1	1	1	1	1	1	1	1	1	1	1	1	1	1	1	1	1	1	1	1	6705172P1	Retaining ring for armature shaft roller bearing
15	5	5	5	5	5	5	5	5	5	5	5	5	5	5	5	5	5	5	5	5	6705224	Bolt fastening retaining ring to bearing housing
16	1	1	1	1	1	1	1	1	1	1	1	1	1	1	1	1	1	1	1	-	6726038P1	Intermediate shaft
16	-	-	-	-	-	-	-	-	-	-	-	-	-	-	-	-	-	-	-	1	8837739	Intermediate shaft and pinion (17 teeth)
17	1	-	-	-	-	-	-	-	1	-	-	-	-	-	-	-	-	-	-	-	4767989	Pinion (23 teeth) for intermediate shaft
17	-	1	-	-	-	1	-	-	-	1	-	-	-	1	-	-	-	-	-	-	4767994	Pinion (15 teeth) for intermediate shaft
17	-	-	-	-	1	-	-	-	-	-	-	-	1	-	-	-	1	1	-	-	4767998	Pinion (18 teeth) for intermediate shaft
17	-	-	1	-	-	-	-	-	-	1	-	-	-	-	-	-	-	-	-	-	6726102	Pinion (23 teeth) for intermediate shaft
17	-	-	-	1	-	-	-	-	1	-	-	-	-	-	-	1	-	-	-	-	6726104	Pinion (15 teeth) for intermediate shaft

† When ordering gear box Cat. 114X39 as a first replacement for the Type GA-33-A1 or -A3 Unit suspension bolt Cat. 2760655P71, bushing Cat. 6719184 and seat Cat. 6723264P1, and safety angle Cat. 6723298G1 should also be ordered to compensate for the improved method of suspension.

§ Two types of fastenings have been furnished for the axle bearing cap. The first type was a stud and nut, of which the stud will no longer be supplied. The nut, as shown above, will be supplied. The present type is a bolt and washer. When ordering a first replacement for the stud, order Cat. 186V575G1 which includes bolt and washer, as shown above. After the first replacement either the bolt or washer may be ordered individually.

Ref. No.	Number Required for Model 7GA33-																			Catalog Number	Description		
	A1	A2	A3	A4	B1	B2	B3	B4	C1	C2	C3	C4	D1	D2	D3	D4	D5	D6	F1			F2	
17	-	-	-	-	-	-	1	-	-	-	-	-	-	-	1	-	-	-	-	-	6726103	Pinion (18 teeth) for intermediate shaft	
18	1	1	1	1	-	1	-	1	1	1	1	1	-	1	-	1	1	1	-	-	2792468	Gear (76 teeth) for intermediate shaft	
18	-	-	-	-	1	-	1	-	-	-	-	-	1	-	1	-	-	-	-	-	2792469	Gear (74 teeth) for intermediate shaft	
18	-	-	-	-	-	-	-	-	-	-	-	-	-	-	-	-	-	-	-	1	8837738	Gear (88 teeth) for intermediate shaft	
18	-	-	-	-	-	-	-	-	-	-	-	-	-	-	-	-	-	-	-	-	1	8837771P1	Gear (87 teeth) for intermediate shaft
	1	1	1	1	1	1	1	1	1	1	1	1	1	1	1	1	1	1	1	1	8864953P18	Roller bearing for intermediate shaft, gear end	
19	1	1	1	1	1	1	1	1	1	1	1	1	1	1	1	1	1	1	1	1	8864957P6	Cone with cage and rollers for roller bearing	
20	1	1	1	1	1	1	1	1	1	1	1	1	1	1	1	1	1	1	1	1	8864956P6	Cup for roller bearing	
21	1	1	1	1	1	1	1	1	1	1	1	1	1	1	1	1	1	1	1	1	4729502G1	Bearing housing for intermediate shaft bearing, gear end	
22	7	7	7	7	7	7	7	7	7	7	7	7	7	7	7	7	7	7	7	7	952X56	Bolt fastening bearing housing to gear box, gear end	
	7	7	7	7	7	7	7	7	7	7	7	7	7	7	7	7	7	7	7	7	N405P47	Lock washer, 5/8 in.	
	1	1	1	1	1	1	1	1	1	1	1	1	1	1	1	1	1	1	1	1	8864953P21	Roller bearing for intermediate shaft, pinion end	
23	1	1	1	1	1	1	1	1	1	1	1	1	1	1	1	1	1	1	1	1	8864957P7	Cone with cage and rollers for roller bearing	
24	1	1	1	1	1	1	1	1	1	1	1	1	1	1	1	1	1	1	1	1	8864956P7	Cup for roller bearing	
25	1	1	1	1	1	1	1	1	1	1	1	1	1	1	1	1	1	1	-	-	4729500P1	Bearing housing for intermediate shaft bearing, pinion end, (not prepared for speedometer mounting)	
	1	1	1	1	1	1	1	1	1	1	1	1	1	1	1	1	1	1	-	-	6726247P1	†Bearing housing for intermediate shaft bearing, pinion end (for speedometer mounting)	
25	-	-	-	-	-	-	-	-	-	-	-	-	-	-	-	-	-	-	1	1	9949152P1	Bearing housing for intermediate shaft bearing, pinion end, (not prepared for speedometer mounting)	
	1	1	1	1	1	1	1	1	1	1	1	1	1	1	1	1	1	1	-	-	4759948	Set of shims for bearing housing	
26	3	3	3	3	3	3	3	3	3	3	3	3	3	3	3	3	3	3	-	-	6705171P1	Shim for bearing housing (0.003 in. thick)	
26	3	3	3	3	3	3	3	3	3	3	3	3	3	3	3	3	3	3	-	-	6705171P2	Shim for bearing housing (0.005 in. thick)	
26	2	2	2	2	2	2	2	2	2	2	2	2	2	2	2	2	2	2	-	-	6705171P3	Shim for bearing housing (0.025 in. thick)	
26	1	1	1	1	1	1	1	1	1	1	1	1	1	1	1	1	1	1	-	-	6705171P4	Shim for bearing housing (0.063 in. thick)	
	-	-	-	-	-	-	-	-	-	-	-	-	-	-	-	-	-	-	1	1	930X20	Set of shims for bearing housing	
26	-	-	-	-	-	-	-	-	-	-	-	-	-	-	-	-	-	-	3	3	6705171P1	Shim for bearing housing (0.003 in. thick)	
26	-	-	-	-	-	-	-	-	-	-	-	-	-	-	-	-	-	-	-	3	6705171P2	Shim for bearing housing (0.005 in. thick)	
26	-	-	-	-	-	-	-	-	-	-	-	-	-	-	-	-	-	-	2	2	6705171P3	Shim for bearing housing (0.025 in. thick)	
27	9	9	9	9	9	9	9	9	9	9	9	9	9	9	9	9	9	9	9	9	952X56	Bolt fastening bearing housing to gear box, intermediate shaft, pinion end	
	9	9	9	9	9	9	9	9	9	9	9	9	9	9	9	9	9	9	9	9	N405P47	Lock washer, 5/8 in.	
	1	1	1	1	1	1	1	1	1	1	1	1	1	1	1	1	1	1	-	-	6726246P1	†Support for speedometer	
	1	1	1	1	1	1	1	1	1	1	1	1	1	1	1	1	1	1	-	-	6705441	†Gasket between support and bearing housing	
	9	9	9	9	9	9	9	9	9	9	9	9	9	9	9	9	9	9	-	-	N22P25016B	†Bolt fastening support to bearing housing, 3/8 in. -16, 1 in. hex. hd.	
	9	9	9	9	9	9	9	9	9	9	9	9	9	9	9	9	9	9	-	-	N405P43	†Lock washer, 3/8 in.	
	1	1	1	1	1	1	1	1	1	1	1	1	1	1	1	1	1	1	-	-	6705439	†Driving stud for speedometer	
	1	1	1	1	1	1	1	1	1	1	1	1	1	1	1	1	1	1	-	-	N22P25010B	†Bolt for end of intermediate shaft, 3/8 in. -16, 5/8 in. hex. hd.	
	1	1	1	1	1	1	1	1	1	1	1	1	1	1	1	1	1	1	-	-	6705440	†Plate lock washer for 3/8 in. stud and screw	

† Optional equipment.

TYPE GA-33 GEAR UNITS

GEF-3264C

**TYPE GA-33 GEAR UNITS**

**INDEX OF CATALOG NUMBERS**

Catalog identifications in this index are arranged in order, reading from *left to right*, first alphabetically according to the prefix letter or letters, if used, and second numerically.

In this index all numbers with a letter prefix will precede those without prefixes.

The number of letters or digits does not affect placement in the table, thus A1999999 will precede A2, and ZZ9999999 will precede Cat. No. 1 (number without a prefix). Letters take precedence over numbers so that Cat. No. 26F1 will precede Cat. No. 261.

Catalog Number	Page	Catalog Number	Page	Catalog Number	Page
N22P25010B----	5	4767989 -----	4	6726104 -----	4
N22P25016B----	5	4767994 -----	4	6726201P1 -----	4
N22P29016B----	4	4767997 -----	4	6726246P1 -----	5
N22P29020B----	4	4767998 -----	4	6726247P1 -----	5
N405P43 -----	5	599X52 -----	4	8819383 -----	4
N405P45 -----	4	6705171P1 ----	5	8819384 -----	4
N405P47 -----	4, 5	6705171P2 ----	5	8828158 -----	4
114X38 -----	4	6705171P3 ----	5	8828172P1 -----	4
114X39 -----	4	6705171P4 ----	5	8837738 -----	5
114X40 -----	4	6705172P1 ----	4	8837739 -----	4
127X28 -----	4	6705174 -----	4	8837771P1 -----	5
127X29 -----	4	6705224 -----	4	8864951P49 -----	4
186V575G1 ----	4	6705240 -----	4	8864953P18 ----	5
186V704P1 ----	4	6705244P1 ----	4	8864953P21 ----	5
2760655P71 ----	4	6705439 -----	5	8864956P6 -----	5
2792468 -----	5	6705440 -----	5	8864956P7 -----	5
2792469 -----	5	6705441 -----	5	8864957P6 -----	5
4729500P1 ----	5	6719184 -----	4	8864957P7 -----	5
4729501P1 ----	4	6723264P1 ----	4	930X20 -----	5
4729502G1 ----	5	6723298G1 ----	4	945X81 -----	4
4759269 -----	4	6726038P1 ----	4	952X56 -----	5
4759948 -----	5	6726102 -----	4	9949152P1 -----	5
4767988 -----	4	6726103 -----	5		

LOCOMOTIVE AND CAR EQUIPMENT DEPARTMENT

**GENERAL**  **ELECTRIC**

ERIE, PA.

7-63(525)

8-65(300)

PRINTED  
IN  
U. S. A.  
E



# IMPORTANT

CORRECT YOUR COPY



BULLETIN GEF-3264C



## TYPE GA-33 GEAR UNIT

### MODEL NUMBERS

7GA33A1	7GA733B1	7GA33C1	7GA33D1	7GA33D5
7GA33A2	7GA733B2	7GA33C2	7GA33D2	7GA33D6
7GA33A3	7GA733B3	7GA33C3	7GA33D3	7GA33F1
7GA33A4	7GA733B4	7GA33C4	7GA33D4	7GA33F2

PAGE 5 - DELETE

<u>Ref. No.</u>	<u>Cat. No.</u>	<u>Description</u>
25	4729500P1	Bearing housing for intermediate shaft bearing, pinion end, (not prepared for speedometer mounting)
	6726247P1	¶ Bearing housing for intermediate shaft bearing, pinion end, (for speedometer mounting)
25	9949152P1	Bearing housing for intermediate shaft bearing, pinion end, (not prepared for speedometer mounting)

¶ Optional equipment

ADD - (for all models except F1 and F2)

<u>Ref. No.</u>	<u>No. Required</u>	<u>Cat. No.</u>	<u>Description</u>
25	1	6726247P1	Bearing housing for intermediate shaft bearing, pinion end, (for speedometer mounting)

ADD - (for models F1 and F2)

<u>Ref. No.</u>	<u>No. Required</u>	<u>Cat. No.</u>	<u>Description</u>
25	1	493A608P1	Bearing housing for intermediate shaft bearing, pinion end, (for speedometer mounting)

ADD - (following Ref. No. 25) for all models

<u>No. Required</u>	<u>Cat. No.</u>	<u>Description</u>
1	41A232212P1	Plate, cover, intermediate housing
1	41A232211P1	Gasket
9	N22P25018B	Bolt, plate to housing, 3/8 in. -16, 1 1/8 in., hex. hd.
9	N405P43	Washer, spring lock, 3/8 in.

# IMPORTANT

CORRECT YOUR COPY



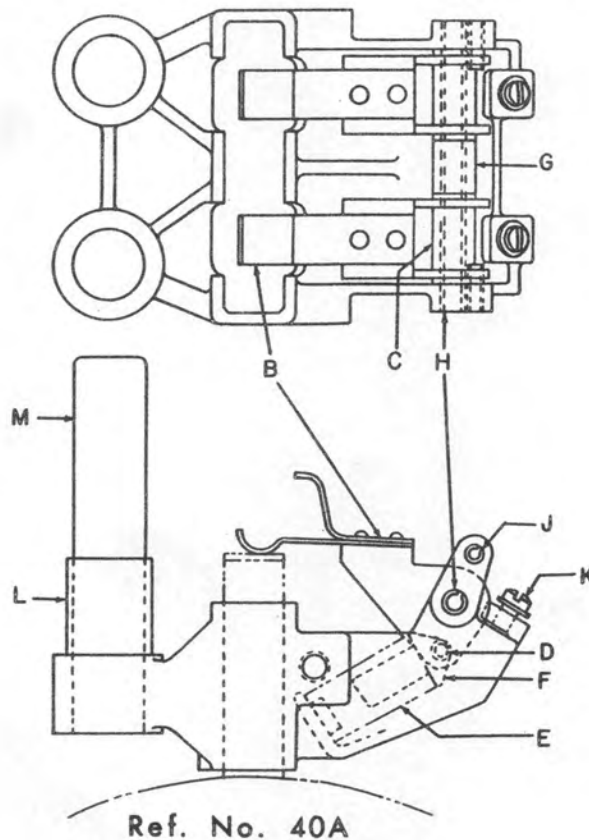
BULLETIN GEF-3265F



TYPE GE-733 MOTORS

PAGE 5 - REF. NO. 40 (ALL FORMS)

NOTE: Several designs of brush holders have been furnished. Cat. No. 9949750G2 is no longer available and has been replaced by Cat. No. 41B530551G1. Parts for brush holder Cat. No. 9949750G2 are still available. Present design brush holder Cat. No. 41B530551G1 and its parts are listed below.



Ref. No. 40A

<u>Ref. No.</u>	<u>Cat. No.</u>	<u>No. Re-quired</u>	<u>Description</u>
40A	41B530551G1	6	BRUSH HOLDER
B	41A231149G1	12	LEVER with bushing and pin
C	41A231147P1	12	BUSHING
D	41A231629P1	12	PIN
E	41A231150P1	12	SPRING
F	41A231421P3	12	SEAT, spring
G	41A231147P2	6	BUSHING
H	N509P2548	6	PIN, spring dowel, brush holder lever to brush holder body, 1/4 in. by 3 in.


<u>Ref. No.</u>	<u>Cat. No.</u>	<u>No. Re-quired</u>	<u>Description</u>
J	N509P1908	12	PIN, spring dowel, 3/16 in. by 1/2 in.
K	4733833P2	12	SCREW with washer
L	189V137P1	12	SLEEVE, insulation
M	41A231588P3	12	STUD, insulated

# RENEWAL PARTS


GEF-3265F  
Supersedes GEF-3265E



## TYPE GE-733 MOTORS



Model No. 5GE733H1 motor with unit exchange assembly



Model No. 5GE733J1 motor with unit exchange assembly

When ordering renewal parts, give quantity, catalog number, description of each item required, and complete nameplate reading.

GENERAL  ELECTRIC

**TYPE GE-733 MOTORS**

Model Numbers

5GE733A1	5GE733B1	5GE733C1	5GE733D1	5GE733D5	5GE733H1	5GE733K1
5GE733A2	5GE733B2	5GE733C2	5GE733D2	5GE733D6	5GE733H2	5GE733L1
5GE733A3	5GE733B3	5GE733C3	5GE733D3	5GE733E1	5GE733J1	5GE733N1
5GE733A4	5GE733B4	5GE733C4	5GE733D4	5GE733F1	5GE733J2	5GE733R1

The Type GE-733 Motor and the Type GA-33 Gear Unit were originally identified by the Motor Model Number. The Motor and Gear Unit are now identified by separate Model Numbers. For the convenience of customers, the following table gives a cross reference from original Motor Model Numbers to the present Motor Model Numbers.

Example :- Original Motor Model No. 5GE733A1 is now Model No. 5GE733H1.

Original Motor Model No.	Present Motor Model No.	Original Motor Model No.	Present Motor Model No.	Original Motor Model No.	Present Motor Model No.
5GE733A1	5GE733H1	5GE733B3	5GE733H1	5GE733D1	5GE733H1
5GE733A2	5GE733H1	5GE733B4	5GE733H1	5GE733D2	5GE733H1
5GE733A3	5GE733H1	5GE733C1	5GE733H1	5GE733D3	5GE733H1
5GE733A4	5GE733H1	5GE733C2	5GE733H1	5GE733D4	5GE733H1
5GE733B1	5GE733H1	5GE733C3	5GE733H1	5GE733D5	5GE733H2
5GE733B2	5GE733H1	5GE733C4	5GE733H1	5GE733D6	5GE733H1
				5GE733E1	5GE733J1

Unit Exchange Parts

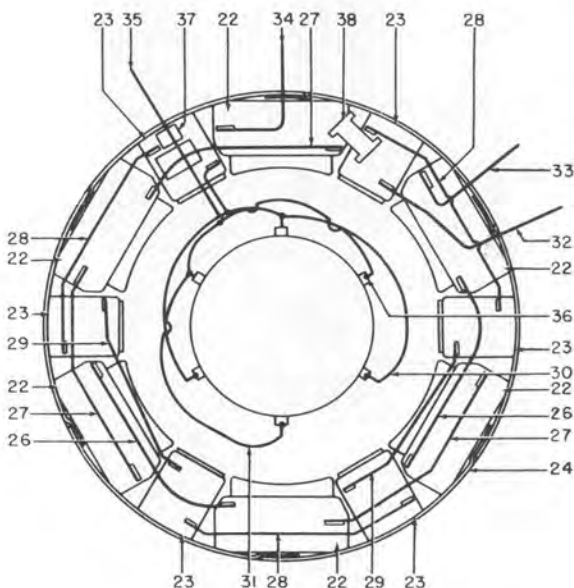
The Type GE-733-H1 or -J1 Unit Exchange Motors are furnished with the following (shown on Page 6):

Ref. No.	Catalog Number	No. Required	Description
A	6799622G11	1	Unit Exchange Assembly with 15-tooth pinion (does not include motor)
	6799622G12	1	Unit Exchange Assembly with 17-tooth pinion (does not include motor)
A	4767988P1	1	Pinion, 15-tooth, for Cat. No. 6799622G11
A	4767997P1	1	Pinion, 17-tooth, for Cat. No. 6799622G12
B,E	8864951P49	1	Roller bearing
	6705174	1	Retaining plate for inner race
C	N22P29016B	2	Bolt for retaining plate, 1/2 in. -13, 1 in., hex. hd.
	6705240	1	Lock washer plate for two 1/2 in. dia. screws
D	4729501P1	1	Bearing housing for roller bearing
F	6705172P1	1	Retaining ring for bearing housing
G	6705224	5	Screw for bearing cap
	2710334	2	Two-way connector for motor leads

Ref. No.	Number Required for Model 5GE733-										Catalog Number	Description
	F1	H1	H2	J1	J2	K1	L1	N1	R1			
1	2	2	2	2	2	2	2	2	2	-	4729816G1	Small commutator inspection cover, solid, with clamping lever
2	-	1	1	-	-	-	-	-	-	-	6751181G1	Small commutator inspection cover, perforated, with clamping lever and baffle
1	-	-	-	-	-	-	-	-	-	1	334B325G1	Large commutator inspection cover with locking device
4	2	3	3	2	2	2	2	2	2	-	4757800	Clamping lever with spring link for Cat. No. 4729816G1 or 6751181G1
	-	-	-	-	-	-	-	-	-	1	2735802P1	Handle for locking device
	-	-	-	-	-	-	-	-	-	1	186V924P1	Eyebolt for locking device
	2	2	2	2	2	2	2	2	2	-	N312P1816	Hinge rivet for clamping lever, 3/16 in. dia. by 1 in. butt. hd.
5	-	1	1	-	-	-	-	-	-	-	4729726G1	Baffle for Cat. No. 6751181G1
	-	4	4	-	-	-	-	-	-	-	6705825P1	Guide for baffle
6	-	2	2	-	-	-	-	-	-	-	N44P16006B	Screw fastening baffle to cover, 10-32, 3/8 in., fil. hd.

TYPE GE-733 MOTORS


GEF-3265F



Field coils and connections

Ref. No.	Number Required for Model 5GE733-									Catalog Number	Description
	F1	H1	H2	J1	J2	K1	L1	N1	R1		
7	-	8	8	-	-	-	-	-	-	N44P16008B	Screw fastening baffle and guide to cover, 10-32, 1/2 in., fil. hd.
	-	10	10	-	-	-	-	-	-	N218P16B	Nut, 10-32, sq.
	-	10	10	-	-	-	-	-	-	N405P39	Lock washer, No. 10
8	1	-	-	-	-	-	-	-	-	6733124P1	End cover, perforated
8	-	1	1	-	-	-	-	-	-	6705215	End cover, solid
8	-	-	-	1	1	-	-	-	-	4748687G1	End cover with air duct
8	-	-	-	-	-	1	-	-	-	6746287G1	End cover with air duct
8	-	-	-	-	-	-	1	-	-	481A212P1	End cover, solid
8	-	-	-	-	-	-	-	-	1	4748687G2	End cover with air duct
	-	-	-	-	-	-	-	-	1	6733175P1	Support for commutator inspection covers
9	3	3	3	-	-	-	-	3	-	N22P29018B	Bolt fastening end cover or cover support to magnet frame, 1/2 in.-13, 1 1/8 in., hex. hd.
9	-	-	-	6	6	6	6	-	6	N22P29016B	Bolt fastening end cover to magnet frame, 1/2 in.-13, 1 in., hex. hd.
	3	3	3	6	6	6	6	3	6	N405P45	Lock washer, 1/2 in.
10	-	-	-	1	1	1	-	-	1	4748686G1	Air duct with guide pins
11	-	-	-	4	4	4	-	-	4	4763969	Compression spring for air duct
	-	-	-	4	4	4	-	-	4	6718580P1	Washer for air duct guide pin
	-	-	-	4	4	4	-	-	4	N503P2220B	Cotter pin, 1/4 in. dia. by 1 1/4 in.
12	1	1	1	1	1	1	1	1	1	4729520P1	Bearing housing, commutator end
13	1	1	1	1	1	1	1	1	-	4729530P3	Bearing cap, not drilled for lubricant fittings, commutator end
13	1	1	1	1	1	1	1	1	1	4729530P1	Bearing cap, drilled for lubricant fittings, commutator end
14	1	1	1	1	1	1	1	1	1	6726076P1	End plate for bearing cap and housing
	1	1	1	1	1	1	1	1	1	8806964P1	Gasket between bearing cap and housing
	2	2	2	2	2	2	2	2	2	N51P23016B	Bolt fastening bearing cap to housing, 5/16 in.-18, 1 in., fl. hd.
15	6	6	6	6	6	6	6	6	6	N22P25020B	Bolt fastening end plate to magnet frame, 3/8 in.-16, 1 1/4 in., hex. hd.
16	6	6	6	6	6	6	6	6	6	N22P25028B	Bolt fastening end plate and bearing cap to bearing housing, 3/8 in.-16, 1 3/4 in., hex. hd.
	12	12	12	12	12	12	12	12	12	N405P43	Lock washer, 3/8 in.
17	1	1	-	1	1	1	1	1	1	N2800P51	Lubricant fitting for bearing cap
17	-	-	1	-	-	-	-	-	-	3X592	Lubricant fitting for bearing cap (Alemite Div., Stewart Warner Corp., Cat. No. A393)

**TYPE GE-733 MOTORS**

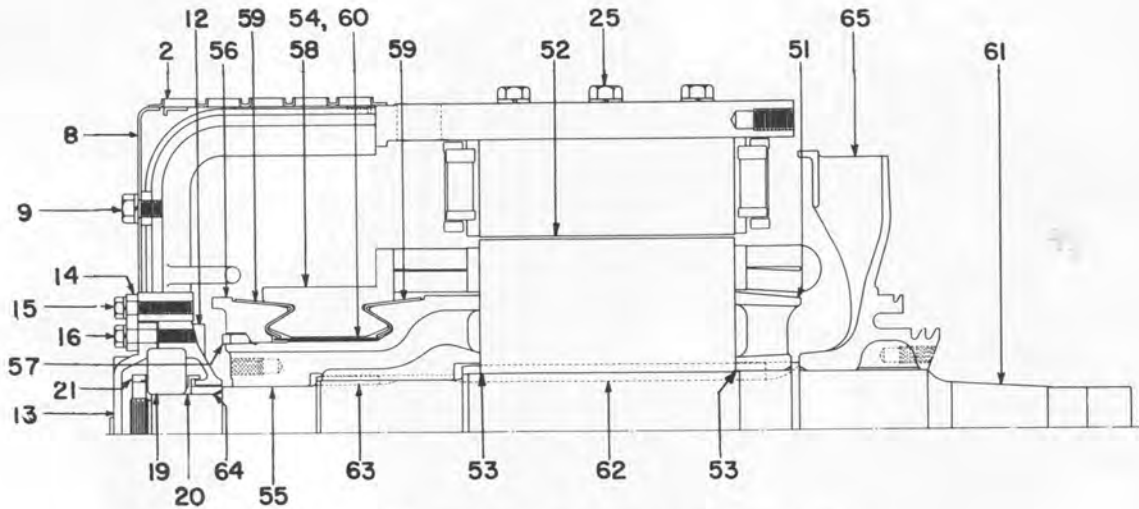


**Brush holder  
Ref. No. 40**

Ref. No.	Number Required for Model 5GE733-									Catalog Number	Description
	F1	H1	H2	J1	J2	K1	L1	N1	R1		
18	1	1	1	1	1	1	1	1	1	41A230643P1	Lubricant overflow relief device
19	1	1	1	1	1	1	1	1	1	8864950P121	Ball bearing, commutator end
20	1	1	1	1	1	1	1	1	1	8806981P1	Lubricant flinger back of ball bearing
21	1	1	1	1	1	1	1	1	1	2348969	Retaining nut for ball bearing
	1	1	1	1	1	1	1	1	1	2348970	Lock washer for retaining nut
22	6	6	6	6	6	6	6	6	6	4748332G3	Exciting field coil with pole piece
23	6	6	6	6	-	6	-	6	6	427C606G2	Commutating field coil with pole piece
23	-	-	-	-	6	-	6	-	-	8843543G1	Commutating field coil with pole piece
24	6	6	6	6	6	6	6	6	6	6705192	Pad under field coils
25	36	36	36	36	36	36	36	36	36	N22P33040	Bolt fastening pole piece to magnet frame, 5/8 in. -11, 2 1/2 in., hex. hd.
	36	36	36	36	36	36	36	36	36	N405P47	Lock washer, 5/8 in.
26	2	2	2	2	2	2	2	2	2	4748599G2	Insulated connection strap for exciting field coil
27	3	3	3	3	3	3	3	3	3	4748599G3	Insulated connection strap for exciting field coil
28	3	3	3	3	3	3	3	3	3	4748599G1	Insulated connection strap for commutating field coil
29	2	2	2	2	2	2	2	2	2	4748599G4	Insulated connection strap for commutating field coil
30	1	1	1	1	1	1	1	1	1	4748596G1	Insulated bus ring with field coil connector for brush holder
31	1	1	1	1	1	1	1	1	1	4748596G2	Insulated bus ring with lead connection for brush holder.
32	1	1	-	1	1	1	1	1	1	6744148G1	Lead cable with swaged terminals for commutating field coil, top right-hand
32	-	-	1	-	-	-	-	-	-	6744148G7	Lead cable with swaged terminals for commutating field coil, top right-hand
33	1	1	-	1	1	1	1	1	1	6744148G4	Lead cable with swaged terminals for exciting field coil, upper right-hand
33	-	-	1	-	-	-	-	-	-	6744148G10	Lead cable with swaged terminals for exciting field coil, upper right-hand
34	1	1	-	1	1	1	1	1	1	6744148G2	Lead cable with swaged terminals for exciting field coil, top
34	-	-	1	-	-	-	-	-	-	6744148G8	Lead cable with swaged terminals for exciting field coil, top
35	1	1	-	1	1	1	1	1	1	6744148G3	Lead cable with swaged terminals for bus ring
35	-	-	1	-	-	-	-	-	-	6744148G9	Lead cable with swaged terminals for bus ring

TYPE GE-733 MOTORS

GEF-3265F



Longitudinal section of Model No. 5GE733H1

Ref. No.	Number Required for Model 5GE733-									Catalog Number	Description
	F1	H1	H2	J1	J2	K1	L1	N1	R1		
36	4	4	4	4	4	4	4	4	4	8868241AAP14	Solderless terminal for lead cable
	24	24	24	24	24	24	24	24	24	N26P21010B	Bolt fastening connection strap or lead cable to field coil, 1/4 in. -20, 5/8 in. hex. hd.
	6	6	6	6	6	6	6	6	6	N26P23012B	Bolt fastening bus ring to brush holder, 5/16 in. -18, 3/4 in., hex. hd.
	1	1	1	1	1	1	1	1	1	N26P23010B	Bolt fastening lead cable to bus ring, 5/16 in. -18, 5/8 in., hex. hd.
	24	24	24	24	24	24	24	24	24	N203P21B	Nut, 1/4 in. -20, hex.
	1	1	1	1	1	1	1	1	1	N203P23B	Nut, 5/16 in. -18, hex.
	24	24	24	24	24	24	24	24	24	N405P41	Lock washer, 1/4 in.
	7	7	7	7	7	7	7	7	7	N405P42	Lock washer, 5/16 in.
	1	1	1	-	-	-	-	1	-	6732809P1	Clamping block for bus ring lead (casting)
	-	-	-	1	1	1	1	-	1	6705878P1	Clamping block for bus ring lead
37	1	1	1	1	1	1	1	1	6705313	Cable clamp for bus ring lead	
	1	1	1	-	-	-	-	1	6705196	Insulation shield between clamping block and cable	
	2	2	2	-	-	-	-	2	N22P25040B	Bolt fastening cable clamp to magnet frame, 3/8 in. -16, 2 1/2 in., hex. hd.	
	-	-	-	2	2	2	2	-	2	N22P25048B	Bolt fastening cable clamp to magnet frame, 3/8 in. -16, 3 in., hex. hd.
38	2	2	2	2	2	2	2	2	N203P25B	Nut, 3/8 in. -16, hex.	
	1	1	1	1	1	1	1	1	2714178	Plate washer for two 3/8 in. bolts	
	4	4	4	4	4	4	4	4	N405P43	Lock washer, 3/8 in.	
	1	1	1	1	1	1	1	1	6705988P1	Fiber spacing block between field coils	
39	4	4	4	4	4	4	4	4	2363429	Soft rubber bushing for cable	
* 40	6	6	6	6	6	6	6	6	9949750G2	Brush holder with pressure arms and insulated studs	
									41B530551G1		


NOTE: Filler used around terminals is No. 2 black Putty. Glass Tape used to insulate terminals or tie connectors is 0.005 in. by 1 in. A2L7B. Glass tape must be treated by customer before applying. Advice for treating will be furnished on request. Varnish used over tape is No. 2450. All are G-E Materials.

SEE NOTE PAGE 5


\* SEE BULLETIN For Brush Holder Complete



**TYPE GE-733 MOTORS**



**Model no. 5GE733H1 motor with unit exchange assembly**



**Model no. 5GE733J1 motor with unit exchange assembly**

TYPE GE-733 MOTORS

GEF-3265F

Ref. No.	Number Required for Model 5GE733-									Catalog Number	Description
	F1	H1	H2	J1	J2	K1	L1	N1	R1		
41	12	12	12	12	12	12	12	12	12	6705717G4	Pressure arm with tip and shunt
42	12	12	12	12	12	12	12	12	12	8805248P1	Adjusting sleeve for pressure arm
43	6	6	6	6	6	6	6	6	6	186V578	Hinge pin for pressure arm
44	24	24	24	24	24	24	24	24	24	N503P1216B	Cotter pin for adjusting sleeve and hinge pin, 1/8 in. by 1 in.
45	24	24	24	24	24	24	24	24	24	4733833P2	Screw and washer for pressure arm shunt and brush pigtails
46	12	12	12	12	12	12	12	12	12	493A590G1	§Insulated stud for brush holder 41A232402G2
47	12	12	12	12	12	12	12	12	12	189V137P1	Insulating sleeve (Teflon)
48	12	12	12	12	12	12	12	12	12	489763	Pin for stud and body
	6	-	-	6	6	-	-	-	-	6705717G1	†Pressure arm with tip and shunt, right-hand facing front of brush holder (3/8 in. wide)
	6	-	-	6	6	-	-	-	-	6705717G2	†Pressure arm with tip and shunt, left-hand facing front of brush holder (3/8 in. wide)
	12	12	12	12	12	12	12	12	-	6718628P1	†Adjusting sleeve for pressure arm, 13/16 in. long
	6	6	6	6	6	6	6	6	-	6718629P1	†Hinge pin for pressure arm (2 3/4 in. long)
	6	-	-	6	6	-	-	-	-	6705765P1	†Hinge pin for pressure arm (2 9/16 in. long)
	12	-	-	12	12	-	-	-	-	6705724P1	†Washer (large) for hinge pin
	12	-	-	12	12	-	-	-	-	6705723P1	†Washer (small) for hinge pin
	6	6	6	6	6	6	6	6	-	6726411G1	†Support for pressure arm
	18	18	18	18	18	18	18	18	-	227X13	†Rivet for support, 3/16 in. by 1/2 in., truss. hd.
	12	12	12	12	12	12	12	12	-	450736	§Porcelain insulator (for original design stud)
	12	12	12	12	12	12	12	12	12	494A477	#Carbon brush with pigtail and terminal
	6	6	6	6	6	6	6	6	6	6705218	Clamp for brush holder studs with locating holes
	6	6	6	6	6	6	6	6	6	4732723P2	Clamp for brush holder studs without locating holes
	6	6	6	6	6	6	6	6	6	N22P27032B	Bolt fastening brush holder clamps to magnet frame, 7/16 in. - 14, 2 in., hex. hd.
	6	6	6	6	6	6	6	6	6	N405P44	Lock washer, 7/16 in.
	1	1	1	1	1	1	-	1	1	6751173G1	Armature with commutator, shaft and fan
	-	-	-	-	-	-	1	-	-	6751173G3	Armature with commutator, shaft and gear box seal
	1	1	1	1	1	1	1	1	1	4748335G5	Armature rewinding kit consisting of: armature coils, filler pieces, and set of armature rewinding insulations (does not include material as shown in NOTE at end of text)
	1	1	1	1	1	1	1	1	1	4748335G4	Set of armature binding insulations with clips
51	1	1	1	1	1	1	1	1	1	4729419P1	Armature head, fan end

† Two designs of pressure arms have been furnished for Type GE-733 Motors. The first design, used only on Models 5GE733F1, J1, and J2, had separate right and left pressure arms, 3/8 in. wide, and required no adjusting sleeves. The present design has pressure arms, 1/2 in. wide with adjusting sleeves, 7/8 in. long. The complete brush-holder assembly, Cat. No. 9949750G2, is interchangeable with the original design; however, the pressure arms, adjusting sleeves, and hinge pins are not. Therefore, when ordering renewal parts, extreme care must be taken to determine correct catalog numbers.

§ Two designs of insulated studs have been furnished for Type GE-733 Motors. The original design, consisting of stud, clamping sleeve and separate porcelain insulator, is no longer available. The current design, consisting of stud with moulded plastic insulation and sleeve, is interchangeable with the original design and is now furnished for all renewal parts. Porcelain insulation for the original design of stud can still be furnished when requested.

# When ordering, be sure to give complete nameplate designation of device for which carbon brush is required. Recommended grade of carbon brush for device as shown in this bulletin will be furnished, unless otherwise specified.

**TYPE GE-733 MOTORS**

Ref. No.	Number Required for Model 5GE733-										Catalog Number	Description
	F1	H1	H2	J1	J2	K1	L1	N1	R1			
	1	1	1	1	1	1	1	1	1	1	107X34	Set of armature punchings
52	310	310	310	310	310	310	310	310	310	310	4729498G1	Main punching (0.025 in. thick)
53	4	4	4	4	4	4	4	4	4	4	4729498G2	End punching (0.064 in. thick)
54	1	1	1	1	1	1	1	1	1	1	4729499G4	Commutator (seasoned)
54	1	1	1	1	1	1	1	1	1	1	4729499G3	‡Commutator (unseasoned)
55	1	1	1	1	1	1	1	1	1	1	4729491P1	Shell for commutator
56	1	1	1	1	1	1	1	1	1	1	6726041P1	Cap for commutator
57	1	1	1	1	1	1	1	1	1	1	6717930P1	Clamping nut for commutator
58	1	1	1	1	1	1	1	1	1	1	4729499P8	‡Set of copper and mica segments, finished and bound (must be seasoned after assembly)
59	2	2	2	2	2	2	2	2	2	2	6717932P1	Combination inner and outer mica cone, for front or back of commutator
60	1	1	1	1	1	1	1	1	1	1	4729499P7	Mica collar under segments
61	1	1	1	1	1	1	1	1	1	1	4748327G1	Armature shaft with keys for punchings and commutator
62	1	1	1	1	1	1	1	1	1	1	8806966P1	Key for punchings and shaft
63	1	1	1	1	1	1	1	1	1	1	4705714	Key for commutator and shaft
64	1	1	1	1	1	1	1	1	1	1	8806988P1	Spacing collar back of ball bearing, commutator end
65	1	1	1	1	1	1	-	1	1	1	4748326P1	Fan for armature
	-	-	-	-	-	-	1	-	-	-	481A211P1	Gear box seal for armature shaft, pinion end
	1	1	1	1	1	1	1	1	1	1	2766829AAP2	†Balancing weight, commutator end
	1	1	1	1	1	1	-	1	1	1	2766829ADP29	†Balancing weight, fan end (1/4 in. thick)
	Δ	Δ	Δ	Δ	Δ	Δ	-	Δ	Δ	Δ	2766829ABP4	Balancing weight, fan end (1/8 in. thick)
	Δ	Δ	Δ	Δ	Δ	Δ	-	Δ	Δ	Δ	2766829ABP5	Balancing weight, fan end (1/16 in. thick)
	-	-	-	-	-	-	1	-	-	-	8811463	†Balancing weight, pinion end
	Δ	Δ	Δ	Δ	Δ	Δ	-	Δ	Δ	Δ	N312P1812	Rivet for balancing weight, 3/16 in. dia. by 3/4 in., butt. hd.

‡ Customers not having commutator seasoning equipment should not order an unseasoned commutator nor a set of commutator segments. If customer has commutator seasoning equipment, advice for seasoning will be furnished on request.

† Balancing weights are furnished in complete rings to be cut to suit when balancing armature. Each ring contains sufficient material to balance approximately three armatures.

Δ Quantity variable.

: Binder cord used over commutator mica is A4A3B6. Glass tape A22L11A4 is used for banding end bands, approximately 180 feet required.  
All are G-E Materials.

INDEX OF CATALOG NUMBERS

Catalog identifications in this index are arranged in order, reading from left to right, first alphabetically according to the prefix letter or letters, if used, and second numerically.

In this index all numbers with a letter prefix will precede those without prefixes.

The number of letters or digits does not affect placement in the table, thus A1999999 will precede A2, and ZZ9999999 will precede Cat. No. 1 (number without a prefix). Letters take precedence over numbers so that Cat. No. 26F1 will precede Cat. No. 261.

Catalog Number	Page	Catalog Number	Page	Catalog Number	Page	Catalog Number	Page
N203P21B	5	2363429	5	4748596G2	4	6717930P1	8
N203P23B	5	2710334	2	4748599G1	4	6717932P1	8
N203P25B	5	2714178	5	4748599G2	4	6718580P1	3
N218P16B	3	2735802P1	2	4748599G3	4	6718629P1	7
N22P25020B	3	2766829AAP2	8	4748599G4	4	6726041P1	8
N22P25028B	3	2766829ABP4	8	4748686G1	3	6726076P1	3
N22P25040B	5	2766829ABP5	8	4748687G1	3	6726411G1	7
N22P25048B	5	2766829ADP29	8	4748687G2	3	6732809P1	5
N22P27032B	7	334B325G1	2	4757800	2	6733124P1	3
N22P29016B	2, 3	3X592	3	4763969	3	6733175P1	3
N22P29018B	3	41A230643P1	4	4767988P1	2	6744148G1	4
N26P21010B	5	427C606G2	4	4767997P1	2	6744148G3	4
N26P23010B	5	4705714	8	481A211P1	8	6744148G4	4
N26P23012B	5	4729419P1	7	481A212P1	3	6744148G7	4
N2800P51	3	4729491P1	8	489763	7	6744148G10	4
N312P1812	8	4729498G1	8	493A590G1	7	6744148G2	4
N312P1816	2	4729498G2	8	494A477	7	6744148G8	4
N405P39	3	4729499G3	8	6705172P1	2	6744148G9	4
N405P41	5	4729499G4	8	6705174	2	6746287G1	3
N405P42	5	4729499P7	8	6705192	4	6751173G1	7
N405P43	3, 5	4729499P8	8	6705196	5	6751173G3	7
N405P44	7	4729501P1	2	6705215	3	6751181G1	2
N405P45	3	4729520P1	3	6705218	7	6799622G11	2
N405P47	4	4729530P1	3	6705224	2	6799622G12	2
N44P16006B	2	4729530P3	3	6705240	2	8805248P1	7
N44P16008B	3	4729726G1	2	6705313	5	8806964P1	3
N503P1216B	7	4729816G1	2	6705717G1	7	8806966P1	8
N503P2220B	3	4732723P2	7	6705717G2	7	8806981P1	4
N51P23016B	3	4733833P2	7	6705717G4	7	8806988P1	8
107X34	8	4748326P1	8	6705723P1	7	8811463	8
186V578	7	4748327G1	8	6705724P1	7	8843543G1	4
186V924P1	2	4748332G3	4	6705765P1	7	8864950P121	4
189V137P1	7	4748335G4	7	6705825P1	2	8864951P49	2
227X13	7	4748335G5	7	6705878P1	5	8868241AAP14	5
2348969	4	4748596G1	4	6705988P1	5	9949750G2	5
2348970	4						

LOCOMOTIVE AND CAR EQUIPMENT DEPARTMENT

**GENERAL**  **ELECTRIC**  
ERIE, PA.

3-61(500)  
4-65(300)

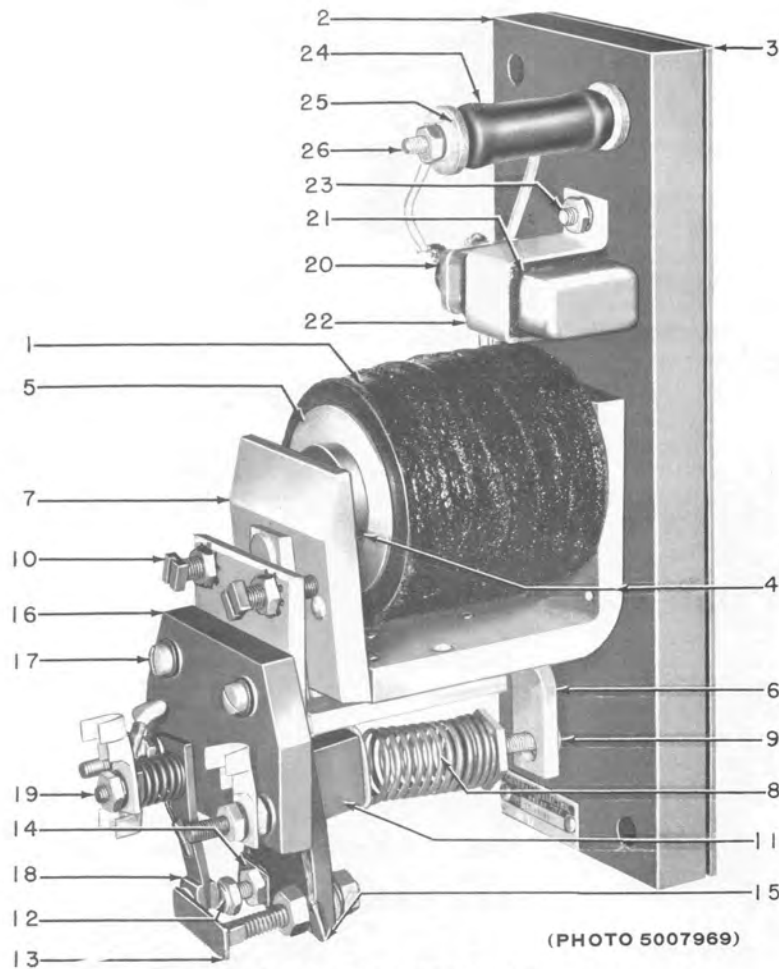
PRINTED  
IN  
U. S. A.  
7

# RENEWAL PARTS

## TYPE 17LV30 RELAY

Forms F, H, L, M, and N

*Loco #2 is #  
17LV30FG*



**Type 17LV30N6 relay**

Note: The last number in the nameplate rating is the coil number.

Example: Type 17LV30H2 requires operating coil Cat. 4739136.

**Operating Coil - Ref. 1 - 1 Required**

Coil No.	Coil Cat. No.
2	4739136
6	4739240
9	4739172
10	4739401

When ordering renewal parts, give quantity, catalog number, description of each item required, and complete nameplate reading.

TYPE 17LV30 RELAY

Ref. No.	Number Required for Type 17LV30-					Catalog Number	Description
	F	H	L	M	N		
	1	1	1	-	1	4715578	Rubber washer for operating coil
	-	-	-	2	-	N44P12006B	Screw fastening coil in position, 6-40, 3/8 in., fil. hd.
	3	3	2	2	2	8823750P234	Terminal screw with lock washer, for operating coil
2	1	1	-	-	-	8800013	Base
2	-	-	1	1	-	6725957	Base
2	-	-	-	-	1	8862384	Base
3	1	1	-	-	-	8800014	Insulation shield for base
3	-	-	1	1	-	6715637	Insulation shield for base
3	-	-	-	-	1	8810411	Insulation shield for base
4	1	1	1	1	1	4731776G8	Magnet frame with core
	1	1	1	1	1	N26P23016B	Bolt fastening core to magnet frame, 5/16 in. -18, 1 in., hex. hd. sl.
	2	2	2	2	2	N26P21012B	Bolt fastening magnet frame to base, 1/4 in. -20, 3/4 in., hex. hd. sl.
	1	1	1	-	1	4715554	Sleeve for core
5	1	1	1	-	1	4715583	Washer under core head
	1	1	1	1	1	6711820	Adjustable plug for core
	1	1	1	1	1	N74PC1205	Set screw for adjustable plug, 6-40, 5/16 in., fluted soc., cone pnt.
6	1	1	-	-	-	4737858BB	Armature stop
6	-	-	1	1	1	4737858BG	Armature stop
	2	2	2	2	2	N26P21010B	Bolt fastening armature stop to magnet frame, 1/4 in. -20, 5/8 in., hex. hd. sl.
7	1	1	1	1	1	6742072G14	Armature with spring bracket
8	1	1	1	1	1	4731974	Tension spring with plug, for armature
9	1	1	1	1	1	4731833P12	Adjusting screw for tension spring
10	2	2	2	2	2	6715638	Stop screw for armature
11	1	1	-	-	-	6715636	Supporting block for movable contact
11	-	-	1	1	1	6716266	Supporting block for movable contact
	1	1	1	1	1	N44P16010B	Screw fastening block to armature, 10-32, 5/8 in., fil. hd.
12	1	2	1	-	1	9963477G5	Contact screw with tip, straight
13	-	-	1	1	1	6715925	Contact screw with tip, offset
14	1	2	1	-	1	6711896	Shunt with terminal and binding post, No. 10 hole in terminal
15	-	-	1	1	1	6716269	Shunt with terminal and binding post, 1/4 in. hole in terminal
16	1	1	1	1	1	6725956	Supporting block for contact fingers
17	2	2	2	2	2	N44P16010B	Screw fastening finger block to armature stop, 10-32, 5/8 in., fil. hd.
18	1	2	-	-	-	6700314	Contact finger with tip and compression spring
18	-	-	1	-	1	6700316	Contact finger with tip and compression spring
18	-	-	-	1	-	6700284	Contact finger with tip and compression spring
19	1	2	1	1	1	6706811	Guide post for contact finger
	1	2	1	1	1	6700285	Nut for guide
20	1	1	-	-	1	23F870	Capacitor, 0.5 mfd
21	1	1	-	-	1	6716483	Felt pad for capacitor → 41A 550 412P 3
22	1	1	-	-	1	6716482	Clamp for capacitor
23	1	1	-	-	1	4731833P7	Screw fastening capacitor clamp to base
24	-	-	-	-	1	482A444ASP34	Resistor unit, 1500 ohms
25	-	-	-	-	2	6712179	Insulation spacer for end of resistor unit
26	-	-	-	-	1	4731833P19	Mounting screw for resistor unit

TERMINALS

Cat. No.	Description
353X95	Solderless, ring tongue (Aircraft-Marine Products, Inc., Cat. 31891)
592X82	Solderless, flag type (Aircraft-Marine Products, Inc., Cat. 32067)

NOTE:- The following items are steel unless otherwise specified.

PLAIN WASHERS

LOCK WASHERS

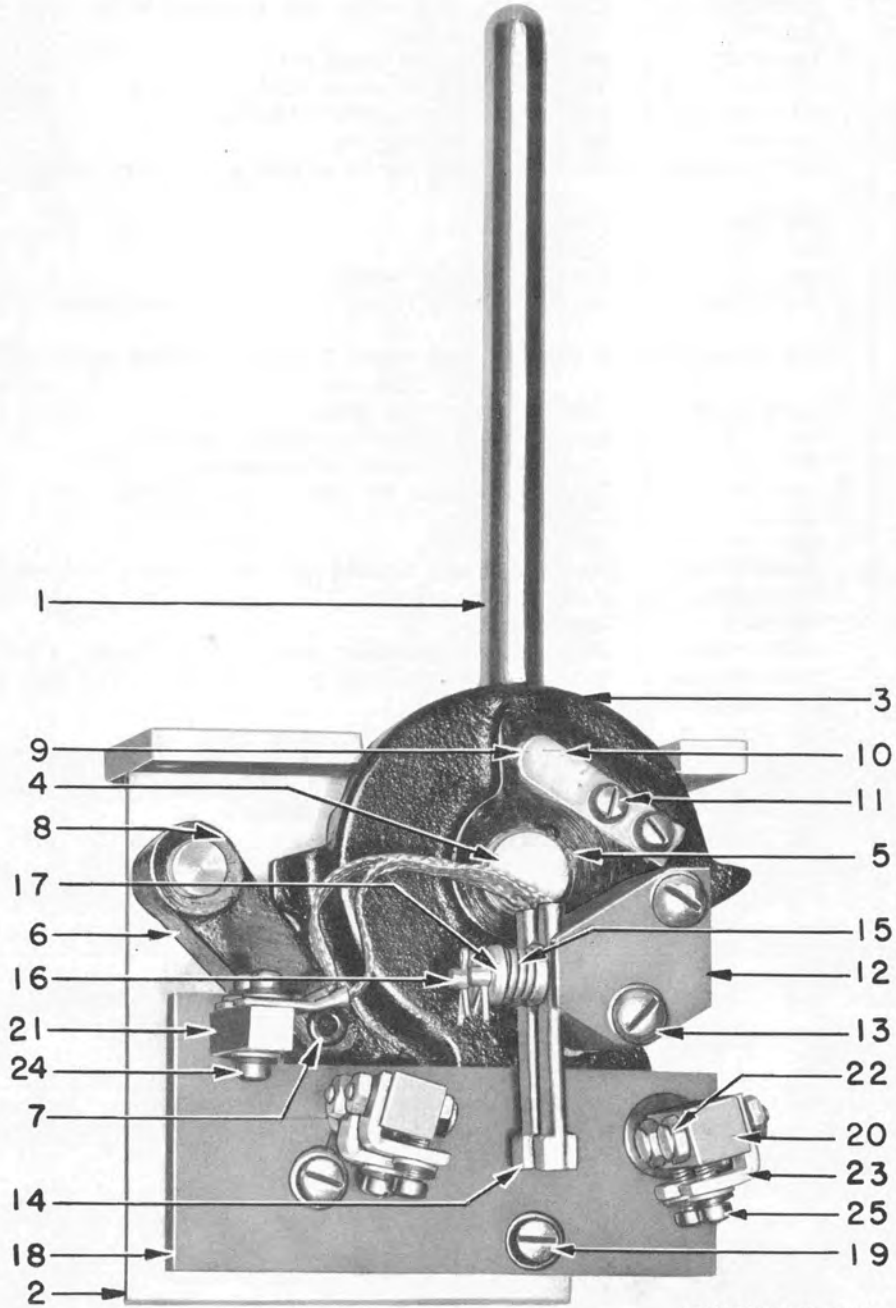
NUTS

Cat. No.	Description	Cat. No.	Description	Cat. No.	Description
N402P7B	For No. 6 screw	N405P37P	For No. 6 screw	N210P16B	10-32 hex.
N402P9B	For No. 10 screw	N405P39P	For No. 10 screw	N203P21B	1/4 in. -20 hex.
N402P11B	For 1/4 in. screw	N405P41P	For 1/4 in. screw, reg.	4714939	1/4 in. -28 hex.
		N404P25P	For 1/4 in. screw, internal teeth		

# RENEWAL PARTS



## TYPES 17KC63A1 AND 17KC63B1 CONTROLLERS



(PHOTO 5006087)

Type 17KC63B1 controller

When ordering renewal parts, give quantity, catalog number, description of each item required, and complete nameplate reading.



**TYPES 17KC63A1 AND 17KC63B1 CONTROLLERS**

Ref. No.	No. Req. for Type 17KC63-		Catalog Number	Description
	A1	B1		
1	1	1	8800465	Operating handle with guide pin
2	1	1	6735763G1	Frame with posts
3	1	1	6742798G1	Operating lever with bushing
	1	1	4756079	Bushing (Chrysler Corp. Cat. A-838-1)
4	1	1	8800350	Hinge pin for operating lever
	1	1	N22P28016B	Bolt fastening hinge pin to frame, 1/2 in. -20, 1 in., hex. hd.
5	1	1	N900P75	Retaining ring for operating lever
6	1	1	1979961G7	Check pawl with roller, for operating lever
7	1	1	20X696	Roller with pin
8	1	1	N900P50	Retaining ring for check pawl
	1	1	764834	Tension spring for check pawl
9	1	1	8800466	Retaining pin for operating handle
10	1	1	8800463	Spring for retaining pin
11	2	2	N44P16008B	Screw fastening spring to operating lever, 10-32, 1/2 in., fill. hd.
12	1	-	8800354	Finger block
12	-	1	8860604	Finger block
	-	2	8807506	Spacer for finger block
13	2	-	N44P21028B	Screw fastening finger block to operating lever, 1/4 in. -20, 1 3/4 in., fill. hd.
13	-	2	N44P21046B	Screw fastening finger block to operating lever, 1/4 in. -20, 2 7/8 in., fill. hd.
14	1	2	492A201G2	Contact finger with shunt
15	1	2	6724961	Compression spring for contact finger
16	1	2	4702567	Spring post for compression spring
17	2	4	1450952	Retaining washer for compression spring
18	1	-	8800353	Contact block
18	-	1	8860603	Contact block
19	2	2	N44P21016B	Screw fastening contact block to frame, 1/4 in. -20, 1 in., fill. hd.
20	2	-	6728709G2	Contact post with tip
20	-	2	8807505	Contact post
	2	-	N44P16008B	Screw fastening contact post to block, 10-32, 1/2 in., fill. hd.
	-	2	N44P21010B	Screw fastening contact post to block, 1/4 in. -20, 5/8 in., fill. hd.
21	1	-	6728709P7	Terminal post
21	-	1	8807504	Terminal post
	1	-	N44P16008B	Screw fastening terminal post to block, 10-32, 1/2 in., fill. hd.
	-	1	N44P16010B	Screw fastening terminal post to block, 10-32, 5/8 in., fill. hd.
22	-	4	9963477G4	Stationary contact screw with tip
23	-	4	8807501	Terminal bracket
24	4	3	N44P16008B	Screw fastening terminal to post, 10-32, 1/2 in., fill. hd.
25	-	4	N44P16006B	Screw fastening terminal to bracket, 10-32, 3/8 in., fill. hd.
	A1	B1		

**PLAIN WASHERS**

Catalog Number	Description
N402P9B	For No. 10 screw
N402P11B	For 1/4 in. screw
N402P45B	For 1/2 in. screw

**LOCK WASHERS**

Catalog Number	Description
N405P39P	For No. 10 screw
N405P41P	For 1/4 in. screw
N405P45P	For 1/2 in. screw

**COTTER PINS**

Catalog Number	Description
N503P608B	1/16 in. by 1/2 in.
N503P1208B	1/8 in. by 1/2 in.

**NUT**

Catalog Number	Description
N210P16B	10-32 hex.

LOCOMOTIVE AND CAR EQUIPMENT DEPARTMENT

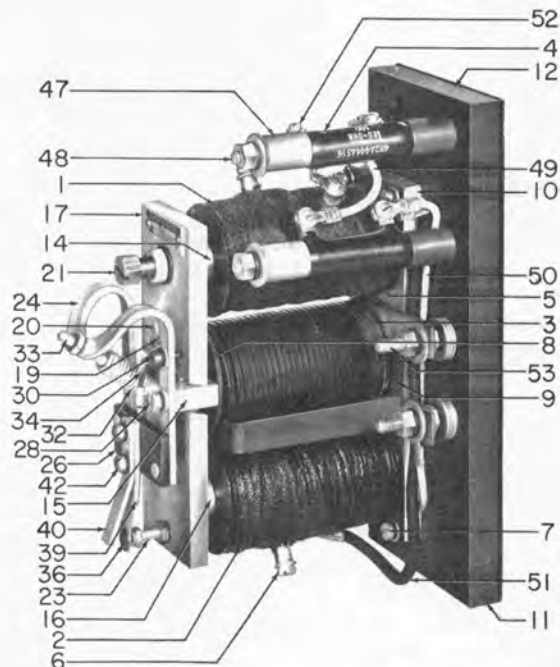


ERIE, PA.

# RENEWAL PARTS

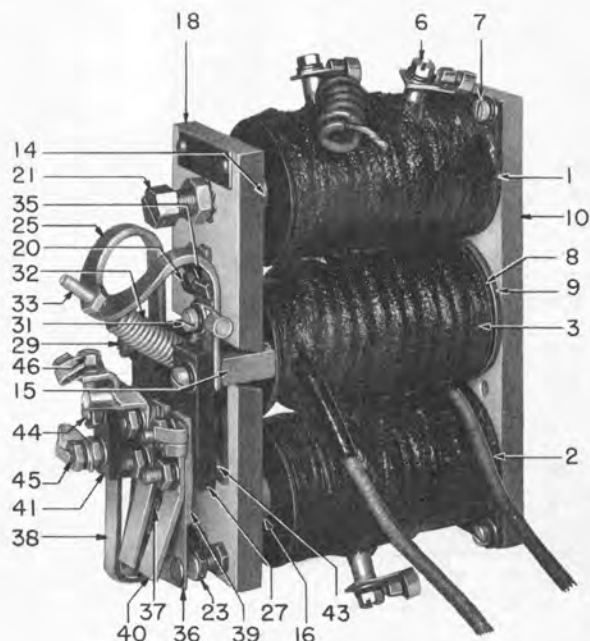
## TYPE 17LC19 RELAY

Forms C, D, E, F, H, L, M, and R



(PHOTO 5017736)

Type 17LC19D10 relay



(PHOTO 819009)

Type 17LC19E relay

NOTE: The last number in the nameplate rating is the coil and resistor unit number.

Example: Type 17LC19C3 relay requires Operating Coil Cat. 4739205, Differential Coil Cat. 4739249, Series Coil Cat. 4739242, and Resistor Cat. 482A444ASP15 and 482A444ASP24.

### COILS AND RESISTORS

Coil and Res. No.	Operating Coil Ref. No. 1 Cat. No.	Differential or Stabilizing Coil Ref. No. 2 Cat. No.	Series Coil Ref. No. 3 Cat. No.	Resistors			
				Ref. No. 4 Cat. No.	Rating in Ohms	Ref. No. 5 Cat. No.	Rating in Ohms
3	4739205	4739249	4739242	‡482A444ASP15	75	‡482A444ASP24	400
4	4739205	4739206	6724049	‡482A444ASP16	100	‡482A444ASP24	400
5	4739205	4739206	6724050	‡482A444ASP16	100	‡482A444ASP24	400
6	4739269	4739128	4739242	-----	---	-----	---

‡ Two designs of resistor have been furnished. The first design was 3 1/4 in. long. The second design is 2 in. long. For a first replacement of the 3 1/4 in. resistor two spacers Cat. 311V646 should also be ordered.

When ordering renewal parts, give quantity, catalog number, description of each item required, and complete nameplate reading.



TYPE 17LC19 RELAY

Coil and Res. No.	Operating Coil Ref. No. 1 Cat. No.	Differential or Stabilizing Coil Ref. No. 2 Cat. No.	Series Coil Ref. No. 3 Cat. No.	Resistors			
				Ref. No. 4	Rating in Ohms	Ref. No. 5	Rating in Ohms
				Cat. No.		Cat. No.	
8	4739205	4739206	4739263	‡482A444ASP16	100	‡482A444ASP24	400
10	4739205	4739206	6725540	§‡482A444ASP16	100	‡482A444ASP24	400
				¶5758472E10L	100	5758472E39L	390
11	4739378	4739206	4739377	-----	---	-----	---
12	4739127	4739128	6728587	‡482A444ASP8	15	‡482A444ASP16	100
14	4739205	4739206	8823217	‡482A444ASP16	100	‡482A444ASP24	400
24	4739205	4739206	6728587	‡482A444ASP14	50	‡482A444ASP22	300
26	4739205	4739206	8862464	‡482A444ASP16	100	‡482A444ASP24	400
27	4739483	8860462	8865089	496A740AAP27	900	496A740AAP36	6000
28	4739205	4739206	4739242	‡482A444ASP16	100	‡482A444ASP24	400
29	4739483	8860426	4739242	496A740AAP21	400	‡496A740AAP33	3000
30	4739127	4739128	6724049	‡482A444ASP8	15	‡482A444ASP16	100
33	4739205	4739206	6728587	‡482A444ASP16	100	‡482A444ASP24	400
34	4739205	4739206	8835011G2	5758472E10L	100	5758472E39L	390
35	4739483	8860426	9964399P1	496A740AAP36	6000	496A740AAP27	900
36	4739483	8860426	9964399P1	496A740AAP34	4000	496A740AAP18	200
37	4739205	4739206	482A880P1	‡482A444ASP16	100	‡482A444ASP24	400
38	4739127	4739128	498A550P1	482A444ASP10	25	482A444APP10	25

‡ Two designs of resistor have been furnished. The first design was 3 1/4 in. long. The second design is 2 in. long. For a first replacement of the 3 1/4 in. resistor two spacers Cat. 311V646 should also be ordered.  
 § For 17LC19D10.  
 ¶ For 17LC19H10.  
 † Two required.

Ref. No.	No. Required for Type 17LC19-								Catalog Number	Description
	C	D	E	F	H	L	M	R		
6	4	4	4	4	4	4	4	4	4731833P4	Screw, coil terminal
7	4	4	4	4	4	4	4	4	N44P16006B	Screw, coil to base, 10-32, 3/8 in. fil. h.
	-	1	-	-	1	1	-	1	6703780	Tube, series coil insulation
	-	-	-	-	-	-	-	1	6728754	Spool, series coil
8	-	2	-	-	2	2	-	2	6703789	Flange, series coil
9	-	1	-	-	1	1	-	1	4710186	Washer between flange and base, rubber
10	1	1	1	1	1	1	-	1	6703761	Base
10	-	-	-	-	-	-	1	-	8800368	Base
11	1	1	-	-	1	-	-	-	6711603P1	Block, base supporting
11	-	-	-	-	-	1	-	-	8835012P1	Block, base supporting
11	-	-	-	-	-	-	1	-	8813032	Block, base supporting, except Type 17LC19M29 relay
11	-	-	-	-	-	-	1	-	8813897	Block, base supporting, for Type 17LC19M29 relay only
11	-	-	-	-	-	-	-	1	498A549P1	Block, base supporting
12	1	1	-	-	1	-	1	-	6711602P1	Shield, supporting block insulation
12	-	-	-	-	-	1	-	-	8810105	Shield, supporting block insulation
	2	2	-	-	2	2	2	-	N132P1306B	Screw, insulation shield to supporting block, Type A, 6 by 3/8 in. f. h.
	2	2	-	-	2	2	2	-	N26P21014B	Bolt, base to supporting block, 1/4 in. -20, 7/8 in. hex. h. sl.
	-	-	-	-	-	-	-	2	N26P21016B	Bolt, base to supporting block, 1/4 in. -20, 1 in. hex. h. sl.
14	1	1	1	1	1	1	1	1	6703772	Core, operating coil
15	1	1	1	1	1	1	1	1	143X28	Core with armature support and dowel pin, series coil
16	1	1	1	1	1	1	1	1	6710136	Core, differential or stabilizing coil
	3	3	3	3	3	3	3	3	N25P21014	Bolt, core to base, 1/4 in. -20, 7/8 in. hex. h. sl. brass
17	1	1	-	-	-	1	1	1	6703768	Armature
18	-	-	1	1	1	-	-	-	6703768AA	Armature
19	1	1	1	1	1	1	1	1	6703769	Seat, armature spring
20	2	2	2	2	2	2	2	2	N44P14006B	Screw, spring seat to armature, 8-36, 3/8 in. fil. h.
21	1	1	1	1	1	1	1	1	6711530P1	Screw, armature stop
23	1	1	2	3	1	1	1	1	9963477G3	Contact

TYPE 17LC19 RELAY

GEF-3425D

Ref. No.	No. Required for Type 17LC19-								Catalog Number	Description
	C	D	E	F	H	L	M	R		
	-	-	1	-	1	-	-	-	6712132	Stop, armature finger
	-	-	1	-	1	-	-	-	N51P16010B	Screw, finger stop to armature, 10-32, 5/8 in. f. h.
24	1	1	-	-	-	1	1	1	6703766	Bracket with finger support, spring seat
25	-	-	1	1	1	-	-	-	6703773AA	Bracket, spring seat
26	1	1	-	-	-	1	1	1	6703776	Support, finger
	2	2	-	-	-	2	2	2	492A118P1	Rivet, finger support to bracket
27	-	-	1	1	1	-	-	-	6712133	Block, finger
28	2	2	-	-	-	2	2	2	4731833P6	Screw, bracket to support
29	-	-	2	2	2	-	-	-	N44P16012B	Screw, bracket and finger block to support, 10-32, 3/4 in. fil. h.
30	1	1	-	-	-	1	-	1	N40P16006	Screw, terminal to bracket, 10-32, 3/8 in. fil. h. brass
31	-	-	1	1	1	-	1	-	N44P16006B	Screw, terminal to bracket, 10-32, 3/8 in. fil. h.
32	1	-	-	-	-	-	-	-	6721279	Spring, armature
32	-	1	1	1	1	1	1	1	4735991	Spring, armature
33	1	1	1	1	1	1	1	1	6703038	Seat, adjustable spring
34	1	1	-	-	-	1	1	1	4703786	Shunt with terminals, armature to bracket
35	-	-	1	1	1	-	-	-	6712140	Shunt with terminals, armature to bracket
36	1	1	2	2	2	1	1	1	6703774	Contact without shunt
37	-	-	1	1	-	-	-	-	6712150	Contact with shunt
38	-	-	1	-	1	-	-	-	6712131	Bracket, contact
39	1	1	2	3	1	1	1	1	6703777	Base, finger, (1 15/32 in. lg.)
39	-	-	1	-	1	-	-	-	6712134	Base, finger, ( 1 in. lg.)
40	1	1	2	3	1	1	1	1	6703778	Guard, finger
	-	-	1	-	1	-	-	-	6712135	Clamp, contact finger
41	-	-	2	-	2	-	-	-	6712136	Block, contact bracket clamping
	-	-	-	-	-	-	2	-	8813024	Shield, contact insulation
	1	1	-	-	-	1	1	1	4731833P6	Screw, finger base to block
42	2	2	-	-	-	2	2	2	N44P16006B	Screw, contact to base, 10-32, 3/8 in. fil. h.
43	-	-	4	6	2	-	-	-	N44P16016B	Screw fastening contact in position, 10-32, 1 in. fil. h.
44	-	-	1	-	1	-	-	-	N44P16020B	Screw fastening contact and bracket in position, 10-32, 1 1/4 in. fil. h.
45	-	-	1	-	-	-	-	-	N40P16024	Screw fastening contact and bracket in position, 10-32, 1 1/2 in. fil. h. brass
45	-	-	-	-	1	-	-	-	N44P16024B	Screw fastening contact and bracket in position, 10-32, 1 1/2 in. fil. h.
	-	-	2	-	2	-	-	-	6712137	Sleeve, contact screw insulation
46	-	-	1	-	1	-	-	-	4731833P2	Screw, terminal to contact bracket
47	4	4	-	-	-	-	-	-	311V646	Spacer, resistor insulation
47	Δ	Δ	-	-	4	4	Δ	-	6706906	Spacer, resistor insulation
47	-	-	-	-	-	-	-	4	6712179	Spacer, resistor insulation
48	2	2	-	-	2	2	Δ	-	N26P21072B	Bolt, resistor mounting, 1/4 in. -20, 4 1/2 in. hex. h. sl.
48	-	-	-	-	-	-	-	1	4731833P19	Screw, resistor mounting, 3 in. lg.
48	-	-	-	-	-	-	-	1	4731833P30	Screw, resistor mounting, 5 in. lg.
49	1	1	-	-	1	1	-	-	9963963G1	Shunt with terminals, between resistors
49	-	-	-	-	-	-	1	-	9963963G2	Shunt with terminals, between resistor and terminal screw, or resistor, 2 in.
49	-	-	-	-	-	-	1	-	9963963G3	Shunt with terminals, between resistor and terminal screw, 2 1/2 in., except Type 17LC19M29
50	2	2	-	-	-	-	-	-	9963963G5	Shunt with terminals, between resistor and operating coil or series coil, except Type 17LC19D30
50	-	1	-	-	-	-	-	-	8865371G2	Shunt with terminals, between resistor and operating coil, for Type 17LC19D30
50	-	1	-	-	-	-	-	-	8839356G1	Shunt with terminals, between resistor and series coil, for Type 17LC19D30
50	-	-	-	-	-	1	-	-	8865371G2	Shunt with terminals, between resistor and operating coil
51	-	1	-	-	-	-	-	-	8865371G5	Shunt with terminals, between resistor and differential coil, except Type 17LC19D28 and -D30
51	-	1	-	-	-	-	-	-	8865371G6	Shunt with terminals, between resistor and differential coil, for Type 17LC19D28

Δ Quantity variable.

**TYPE 17LC19 RELAY**

Ref. No.	No. Required for Type 17LC19-								Catalog Number	Description
	C	D	E	F	H	L	M	R		
51	-	1	-	-	-	-	-	-	8839356G2	Shunt with terminals, between resistor and differential coil, for Type 17LC19D30
	-	-	-	-	-	-	6	-	4704420	Clip for resistor, terminal
52	4	4	-	-	4	4	6	-	N44P14006B	Screw, resistor terminal, 8-36, 3/8 in. fil. h.
53	2	-	-	-	-	-	-	-	N44P21018B	Bolt, base terminal, 1/4 in. -20, 1 1/8 in. hex. h. sl.
53	-	2	-	-	2	-	-	-	80X114	Bolt, base terminal, 1/4 in. -20, 1 3/4 in. hex. h. sl. thrd. full lgth.
53	-	-	-	-	-	-	Δ	-	4731833P12	Screw, base terminal
53	-	-	-	-	-	-	Δ	-	N26P21028B	Bolt, series coil lead to base, 1/4 in. -20, 1 3/4 in. hex. h. sl.
53	-	-	-	-	-	-	Δ	-	N26P21060B	Bolt, series coil lead to base, 1/4 in. -20, 3 3/4 in. hex. h. sl.
	-	-	-	-	-	-	Δ	-	8865095P1	Sleeve, series coil bolt spacing, 7/8 in. lg.
	-	-	-	-	-	-	Δ	-	8865095P2	Sleeve, series coil bolt spacing, 2 25/32 in. lg.
53	-	-	-	-	-	2	-	-	8862120G1	Stud with block, series coil connection
53	-	-	-	-	-	-	-	1	8862120G2	Stud with block, series coil connection
	-	-	-	-	-	2	-	1	N26P21018B	Bolt, connection stud block to base, 1/4 in. -20, 1 1/8 in. hex. h. sl.
	-	-	-	-	-	-	-	1	311V714	Bracket, series coil connection
	-	-	-	-	-	-	-	1	N22P25024B	Bolt, bracket to base, 3/8 in. -16, 1 1/2 in. hex. h.
	-	-	-	-	-	-	-	1	N22P25028B	Bolt, series coil to bracket, 3/8 in. -16, 1 3/4 in. hex. h.

Δ Quantity variable.

**TERMINALS**

Catalog Number	Description
353X95	Solderless, No. 16 wire, No. 10 screw (Aircraft-Marine Products, Inc., Cat. 31891)
355X4	Solderless, No. 16 wire, 1/4 in. bolt (Aircraft-Marine Products, Inc., Cat. 31894)
365X86	Solderless, No. 14 wire, No. 10 screw, 27/32 in. lg., (Aircraft-Marine Products, Inc., Cat. 31903)
366X47	Solderless, No. 14 wire, No. 10 screw, 1 1/64 in. lg. (Aircraft-Marine Products, Inc., Cat. 34805)
370X94	Solderless, No. 14 wire, No. 10 screw, not insulated (Aircraft-Marine Products, Inc., Cat. 34123)
370X7	Solderless, No. 14 wire, 1/4 in. bolt (Aircraft-Marine Products, Inc., Cat. 31906)
982X87	Solderless, flag type, No. 14 wire, 5/16 in. bolt (Aircraft-Marine Products, Inc., Cat. 31181)
410567	Tinned copper, flag type, 3/8 in. wide
4709669	Tinned copper, flag type, 1/2 in. wide
411217	Flat type, 5/8 in. wide
6712101	Punched copper tube, 1/4 in. cable
1444457	Punched copper tube, 5/16 in. cable

NOTE:- The following items are steel unless otherwise specified.

**LOCK WASHERS**

**PLAIN WASHERS**

**NUTS**

Catalog Number	Description	Catalog Number	Description	Catalog Number	Description
N405P38P	For No. 8 screw	N402P8B	For No. 8 screw	N210P14B	8-36 hex.
N405P39P	For No. 10 screw	N402P9B	For No. 10 screw	N210P16B	10-32 hex.
N403P19P	For No. 10 screw, external teeth	N402P11B	For 1/4 in. bolt	N207P16	10-32 hex., brass
N415P19	For No. 10 screw, external teeth, stn. stl.	N402P13B	For 3/8 in. bolt	N203P21B	1/4 in. -20 hex. std.
N409P13P	For No. 10 screw, csk.			N203P25B	3/8 in. -16 hex. std.
N405P41P	For 1/4 in. bolt			N213P25B	3/8 in. -16, hex. jam
N405P43P	For 3/8 in. bolt			N213P24B	3/8 in. -24, hex. jam
N404P37P	For 3/8 in. bolt, internal teeth				

**LOCOMOTIVE AND CAR EQUIPMENT DEPARTMENT, GENERAL ELECTRIC COMPANY, ERIE, PA.**

WEATHER STRIP FOR  
SLIDING WINDOW

WAS 930X98 - (NG)

TRY UNDER

4747815 P8

P9

---

# RENEWAL PARTS

GEG-3795B  
Supersedes GEG-3795A

## MECHANICAL PARTS OF DIESEL-ELECTRIC LOCOMOTIVE CLASS B-B-88/88-4GE733

PARTS	FIG. NO.	PAGE NO.
CAB AND PLATFORM	1	3
COUPLER POCKET	2	4
COUPLER PARTS	3	4
CAB WINDOWS	4	5
THROTTLE CONTROL	5	8
TRUCK	6	9
BRAKE HANGER AND LEVER	7	10
WHEELS AND AXLE	8	11
MOTOR SUSPENSION	9	12
JOURNAL BOX PARTS	10	13
HAND BRAKE	11	14

When ordering renewal parts, give quantity, catalog number, description of each item required, and complete nameplate reading.

GENERAL  ELECTRIC

## PLATFORM

Fig. No.	Ref. No.	Cat. No.	No. Required	Description
1	1	137X94	1	Platform with center plates, push pole pockets and grab handles
		6731564G1	2	#Center plate with wearing ring
		6731564P2	2	#Wearing ring
1	2	4714656	4	#Push pole pocket
1	3	6730541P3	4	Grab handle
		6731565G2	4	#Lifting hook with wearing plate, side bearing
		6731565P8	4	#Wearing plate
		*497A746P1	2	Cap with wrench, fuel oil filler pipe
		4747874G1	2	Adapter with cover, fuel pipe
1	4	6754703G1	1	Skirt, A side
1	4	6754702G1	1	Skirt with doors, B side
1	5	6754702G2	2	Door with hinges and latch
1	6	6754599P14	4	Hinge
1	7	4741724G2	2	Latch with handle
		4741724P3	2	Bushing, handle
		4741724P5	2	Latch, handle
		4764954G1	2	Spring, latch
1	7	4741724P2	2	Handle, latch
		6754611G1	1	Battery box
		4726752P21	2	Gage, fuel oil
1	8	133X31	2	Side step, right hand facing either side of locomotive
1	9	133X32	2	Side step, left hand facing either side of locomotive
1	10, 11	*499A908AAP1	18	Flange with post, hand rail
1	12	4749800P3	2	Hand rail, right hand, No. 2 end, B side or No. 1 end, A side
1	13	4749800P2	2	Hand rail, left hand, No. 2 end, B side or No. 1 end, A side
1	14	4749800P1	2	Hand rail, right hand, No. 1 end, B side or No. 2 end, A side
1	15	4749800P4	2	Hand rail, left hand, No. 1 end, B side or No. 2 end, A side
1	16	140X88	2	End step with supports, right hand facing either end of locomotive
1	17	140X89	2	End step with supports, left hand facing either end of locomotive
		*4726934G6	1	Bell and bell ringer (see GEG-5873)

## COUPLER PARTS

Fig. No.	Ref. No.	Cat. No.	No. Required	Description
2	27	9962572P2	2	Pocket with pin, coupler
2	28	*41A200570P1	2	Coupling pin (National Castings Co., No. 1370)
		*N22P51088	8	Bolt, pocket, 1 1/2 in.-6, 5 1/2 in. hex. hd.
		*N203P51	16	Nut, 1 1/2 in.-6, hex.
3	30	*8825114	2	Coupler (National Castings Co., Dwg. 02E64)
3	31	145X47	2	Bushing (Association of American Railways, No. B-40)
3	32	145X48	2	Knuckle (Association of American Railways, No. E-50 HT)
3	33	145X49	2	Knuckle pin (Association of American Railways, No. C-10)
3	34	145X50	2	Knuckle thrower (Association of American Railways, No. E-30)
3	35	145X51	2	Lock (Association of American Railways, No. E-40 HT)
3	36	145X52	2	Lock lifter (Association of American Railways, No. E6-A)
1	37	*6741477P1	2	Uncoupling lever, right hand
1	38	*6741477P2	2	Uncoupling lever, left hand
1	39	6731557P2	2	Uncoupling lever, middle
		*6707533	12	#Stop
1	40	6729249P1	2	Link, uncoupling lever
		2700327	2	Head pin, link
		*N503P2220B	2	Cotter pin, 1/4 in. by 1 1/4 in.

#Must be welded in position when furnished separately.

\*Added or changed since last issue.



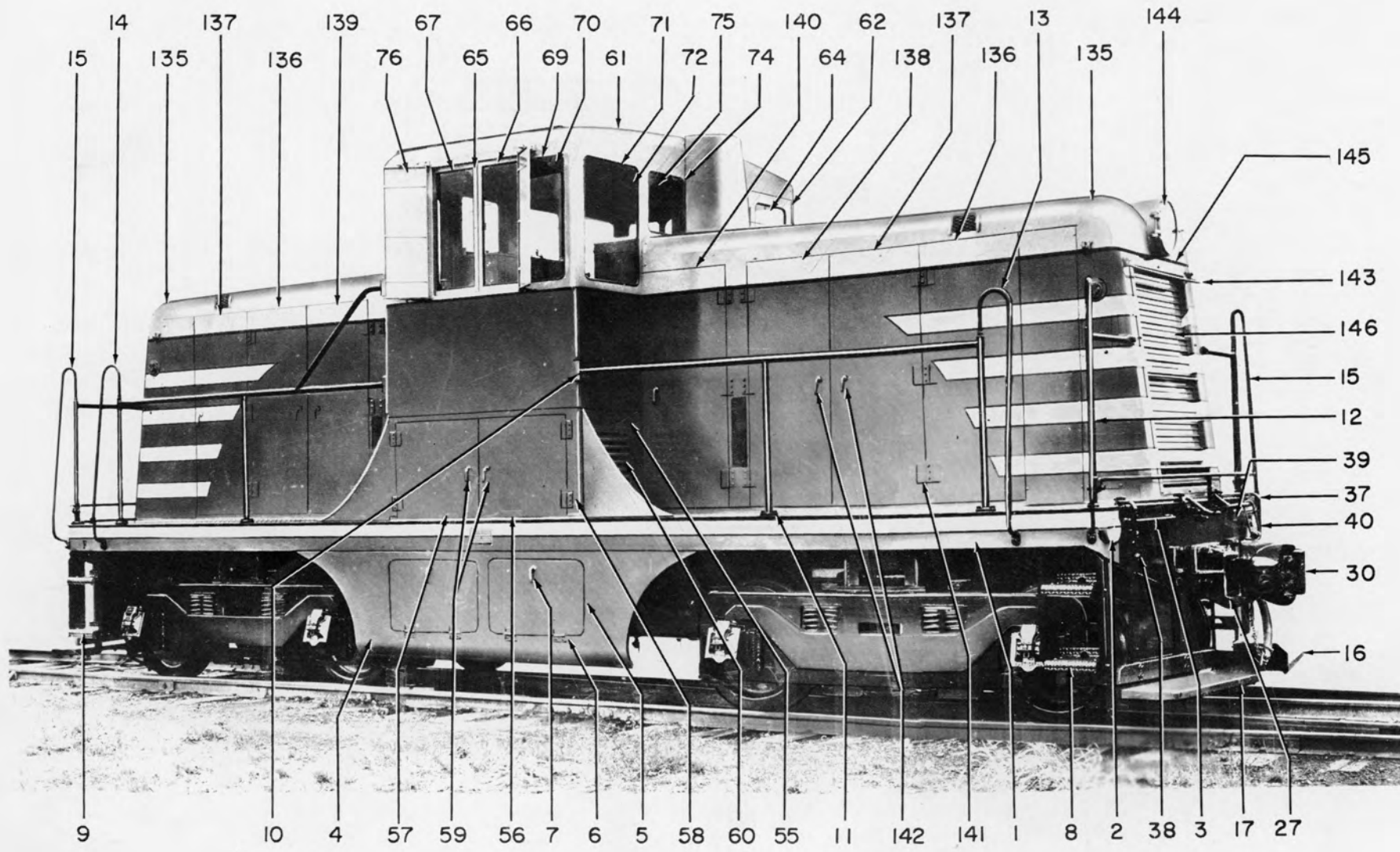


FIG. 1

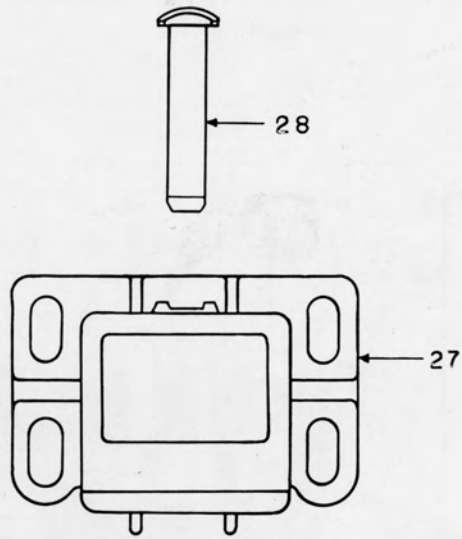


FIG. 2

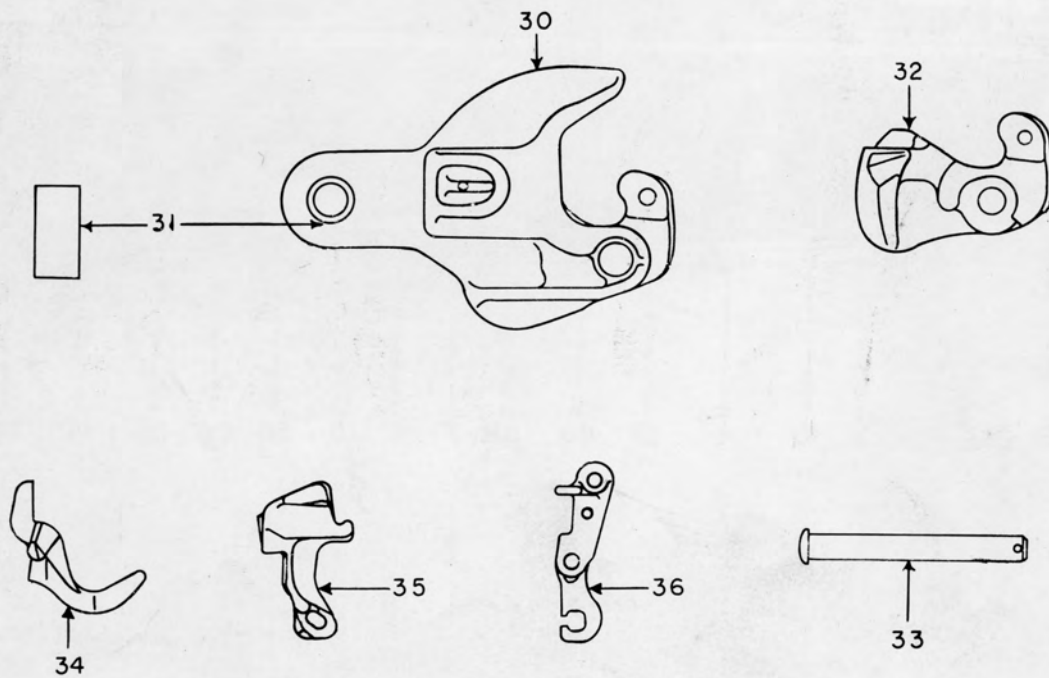
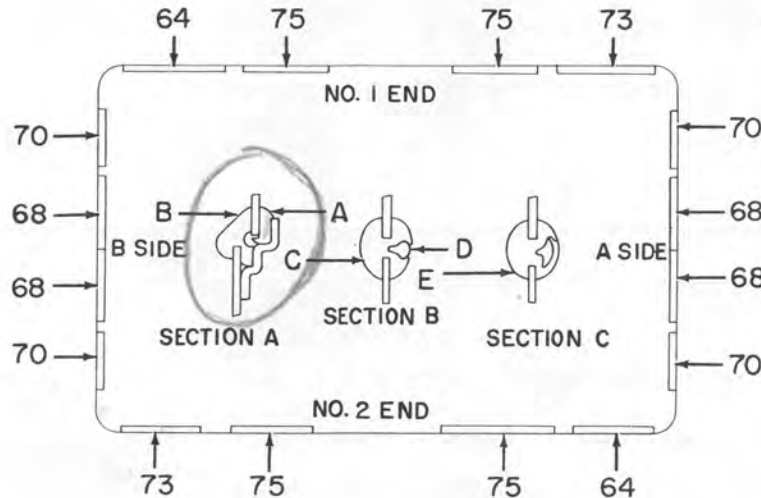


FIG. 3

OPERATOR'S CAB



WINDOWS 68x70  
CAN BE HEXAN  
SEE LOCO FILE

64-73-75  
MUST BE SAFETY  
GLASS

FIG. 4

Fig. No.	Ref. No.	Cat. No.	No. Required	Description
1	55	6799106G1	1	Base with doors, operator's cab
1	56	6731605G2	2	Door with hinges and latch, right hand
1	57	6731605G1	2	Door with hinges and latch, left hand
1	58	*499A903AAP4	8	Hinge (Griffin Mfg. Co., Cat. No. 255, 3 1/2 in. by 3 1/2 in. loose pin, flat back, butt. blank)
		4741724P13	4	Latch
		4764954G1	4	Spring
1	59	4741724P2	4	Handle
		4741724P3	4	Bushing, handle
1	60	8830260G1	4	Louver
		6732573P4	40	Blade
1	61	-----	-	Operator's cab
1	62	139X42	2	‡Door with hinges, lock and window, operator's cab
1		8821080P1	6	Hinge
		915X19	\$	Weatherstrip, approximately 27 feet required per cab
		6741285G1	2	Lock, (see GEG-5874)
		*342B794P1	2	Door holder
1	64	4749837G17	2	‡Window
		4749837P34	2	Frame with rubber seal
4	64	6723279P11	2	‡Safety glass, 17 5/8 in. by 30 1/16 in. by 3/16 in. thick, round corners, 1 29/32 in. radius
1	62	945X69	2	‡Door with hinges, lock and window, operator's cab
4	64	*499A909AAP31	2	‡Safety glass, 17 1/4 in. by 29 11/16 in. by 15/64 in. thick, round corners, 1 11/16 in. radius
		4747815P30	4	@Weatherstrip, sliding window
4	68	6720516P1	4	@Safety glass, 13 5/8 in. by 32 1/8 in. by 3/16 in. thick, square corners
1	65	*8834422G4	2	@Sliding window, operator's cab
1	66	8834420G3	2	@Frame with strike
1	67	8834420G2	2	@Frame with catch
		930X98	\$	@Weatherstrip, approximately 12 feet required per cab
4	68	*499A909AAP15	4	@Safety glass, 12 1/4 in. by 31 3/4 in. by 15/64 in. thick, round corners, 1 11/16 in. radius
1	69	4747815G3	4	¢Fixed window, operator's cab, side
1	69	4747815P10	4	¢Frame with rubber seal

~~EXCEPT SLIDING WINDOWS~~  
EXCEPT SLIDING WINDOWS

17 1/2 x 30

~~13 1/2 x 32~~

\*Added or changed since last issue.

‡Two designs of doors have been furnished. Therefore extreme caution should be used when ordering parts.

\$\$Specify length required. Material will be furnished to nearest stock length.

@Two designs of windows have been furnished. The first design used a seal, Ref. A, B. The first design of window is obsolete and will not be furnished. Glass and seal will however be furnished. Extreme caution should be used when ordering renewal parts.

¢Two designs of windows have been furnished on these locomotives. Therefore, extreme care should be taken when ordering renewal parts.

## MECHANICAL PARTS OF DIESEL-ELECTRIC LOCOMOTIVE

Fig. No.	Ref. No.	Cat. No.	No. Required	Description
4	70	6720419P2	4	☽Safety glass, 12 5/8 in. by 32 1/8 in. by 3/16 in. thick, round corners, 1 29/32 in. radius <i>12 1/2 X 32</i>
4	70	*499A909AAP15	4	☽Safety glass, fixed window, 12 1/4 in. by 31 3/4 in. by 15/64 in. thick, round corners, 1 11/16 in. radius
1	71	4747815G4	2	☽Large window, operator's cab, either end
1	72	4747815P11	2	☽Frame with rubber seal
4	73	6720419P3	2	☽Safety glass, 24 5/8 in. by 32 1/8 in. by 3/16 in. thick, round corners, 1 29/32 in. radius <i>24 1/2 X 32</i>
4	73	*499A909AAP41	2	☽Safety glass, large window, 24 1/4 in. by 31 3/4 in. by 15/64 in. thick, round corners, 1 11/16 in. radius
1	74	4747815G5	4	☽Small window, operator's cab, fixed
1	74	4747815P12	4	☽Frame with rubber seal <i>16 1/2 X 17 1/2</i>
4	75	6720419P4	4	☽Safety glass, 16 5/8 in. by 17 5/8 in. by 3/16 in. thick, round corners, 1 29/32 in. radius
4	75	*499A909AAP25	4	☽Safety glass, small window, 16 1/4 in. by 17 1/4 in. by 15/64 in. thick, round corners, 1 11/16 in. radius
4	A	926X49	\$	☽Rubber seal, safety glass, inside, approximately 120 feet required per cab
4	B	926X57	\$	☽Rubber seal, safety glass, outer, approximately 120 feet required per cab
4	E	*972X62	\$	☽Rubber seal, safety glass, approximately 120 feet required per cab
1	76	*8821329P1	2	Rear view mirror <i>GLASS 11 1/2 X 5 3/4</i>
		6740077G1	1	Seat with stand, operator
		4726766G5	1	Stand
		119X23	1	Seat with back and cushions
		4764963	1	Compression spring
		6731602G1	1	Arm rest, operator
		421066	4	Insulator, shunt
		*492A463G1	4	Insulated bolt, insulator
		498219	4	Washer, insulated bolt
		6754712G6 <sup>7</sup>	1	Control compartment with doors, No. 1 end
		6754399G2	1	Control compartment with doors, No. 2 end
		6753468G3	2	Door with hinges and latch, left hand
		6753468G4	1	Door with hinge for Cat. 6754712G6, middle
		6753468G6	1	Door with stop for Cat. 6754399G2, middle
		6753468G5	1	Door with hinge and latch for Cat. 6754712G6
		6753468G7	1	Door with latch for Cat. 6754399G2
		8821178P1	5	Hinge for Cat. 6753468G3 and 6753468G4
		8825253P1	1	Hinge for Cat. 6753468G5
		132X36	3	Latch with spring for Cat. 6753468G3 and 6753468G7
		4741724P13	1	Latch for Cat. 6753468G5
		4764954G1	1	Spring, latch
		4741724P2	4	Handle, door

## APPARATUS CAB

Fig. No.	Ref. No.	Cat. No.	No. Required	Description
1	135	6799104G1	2	Apparatus cab with doors
1	136	6754615G2	4	Door with latch, 1st, 7th B side or 2nd, 8th A side from No. 2 end
1	137	6754615G1	4	Door with latch, 2nd, 8th B side or 1st, 7th A side from No. 2 end
1	138	6754615G4	2	Door with hinges and latch, 3rd B side or 6th A side from No. 2 end
1	139	6754615G3	2	Door with hinges and latch, 6th B side or 3rd A side from No. 2 end
1	140	6754615G6	2	Door with hinges and latch, 4th B side or 5th A side from No. 2 end
1		6754615G5	2	Door with hinges and latch, 5th B side or 4th A side from No. 2 end

☽Two designs of windows have been furnished on these locomotives. Therefore, extreme care should be taken when ordering renewal parts.

\*Added or changed since last issue.

\$Specify length required. Material will be furnished to nearest stock length.

MECHANICAL PARTS OF DIESEL-ELECTRIC LOCOMOTIVE

GEG-3795B

Fig. No.	Ref. No.	Cat. No.	No. Re-quired	Description	
1	141	6729227P2	22	Hinge	
		176X40	14	Latch rod with spring, upper	
		945X70	2	Latch rod with spring for Cat. 6754615G5, upper	
		4764954G1	16	Spring	
		6741838P5	14	Latch rod, lower	
		6741838P20	2	Latch rod for Cat. 6754615G5, lower	
		6732274G2	8	Link with pins for Cat. 6754615G2, 6754615G4 or 6754615G5	
		6732274G1	8	Link with pins for Cat. 6754615G1, 6754615G3 or 6754615G6	
		6720048	32	Compression spring, link	
		6708692	16	Bushing, handle	
	1	142	*N216P29B	16	Slotted nut, 1/2 in.-13, hex.
			*N503P920B	16	Cotter pin, 3/32 in. by 1 1/4 in.
			4741724P2	16	Handle, latch
			6729227P1	12	Hinge, door
			2705339	4	Cover, sand box clean-out hole
			2705346	4	Gasket, cover
			*N22P23014B	16	Bolt, cover, 5/16 in.-18, 7/8 in. hex. hd.
			*N405P42P	16	Lock washer, 5/16 in.
			6720625P1	2	Grab handle
			*N22P33024	4	Bolt, grab handle, 5/8 in.-11, 1 1/2 in. hex. hd.
	1	143	*N203P33	4	Nut, 5/8 in.-11, hex.
			*N405P47	4	Lock washer, 5/8 in.
			6730059G1	2	#Housing, headlight
			926X57	\$	Gasket, housing, approximately 8 feet required per locomotive
			6732307P1	4	Lamp bracket
			*N51P21020B	16	Screw, lamp bracket, 1/4 in.-20, 1 1/4 in. fl. hd.
			*N203P21B	16	Nut, 1/4 in.-20, hex.
			*N405P41P	16	Lock washer, 1/4 in.
			6740289P1	2	Pulley, generator
			9949138P1	2	Pulley, exciter
	1	144	*499A905ACP12	6	Belts, exciter and air compressor drive
			8821382P1	8	Mounting pad, engine or generator, U shape
			*2760652P27	4	Bolt, engine
			*2760652P19	4	Bolt, generator
			N402P50	8	Washer, 1 in.
			*N216P39	8	Slotted nut, 1 in.-8, hex.
			*N503P2232B	8	Cotter pin, 1/4 in. by 2 in.
			6731592G1	2	Flexible connection, muffler
			6754617P13	2	Flange, flexible connection, engine end
			6754617P14	2	Gasket, flexible connection and engine
1	145	6754617P7	4	Gasket between flexible connection and muffler	
		6754639G1	2	Winter front	
		6731640G1	34	Blade	
		6720038	34	Coil spring, operating bar	
		6740272G1	2	Reservoir, lubricating oil	
		*497A746P1	2	Cap with wrench	
		4725354G1	2	Fuel tank, hot water heater	
		945X71	2	Cap	
		4759376	4	Sand trap (Graham-White Sales Corp., No. 209)	
		144X54	4	Sand hose	
1	146	*499A910AAP2	8	Hose clamp	
		155X92	2	Water gage, filler pipe	
		155X93	2	Glass	
		*355X31	2	Washer, 5/8 in. O.D. glass	
		6720462P1	4	Funnel, filling radiator	
		337X26	2	Hot water hose to heater, upper	
		144X56	4	Hose to oil cooler	
		144X57	6	Hose to fuel tank or filter	
		144X55	2	Hot water hose to water heater, lower	
		*499A910AAP2	20	Hose clamp	
*499A910AAP3	24	Hose clamp			
*499A924CDP1	1	Emergency fuel shut-off valve			

C-128

UPPER HALF  
4739 & 35 P2

\*Added or changed since last issue.

#Must be welded in position when furnished separately.

\$Specify length required. Material will be furnished to nearest stock length.

THROTTLE CONTROL

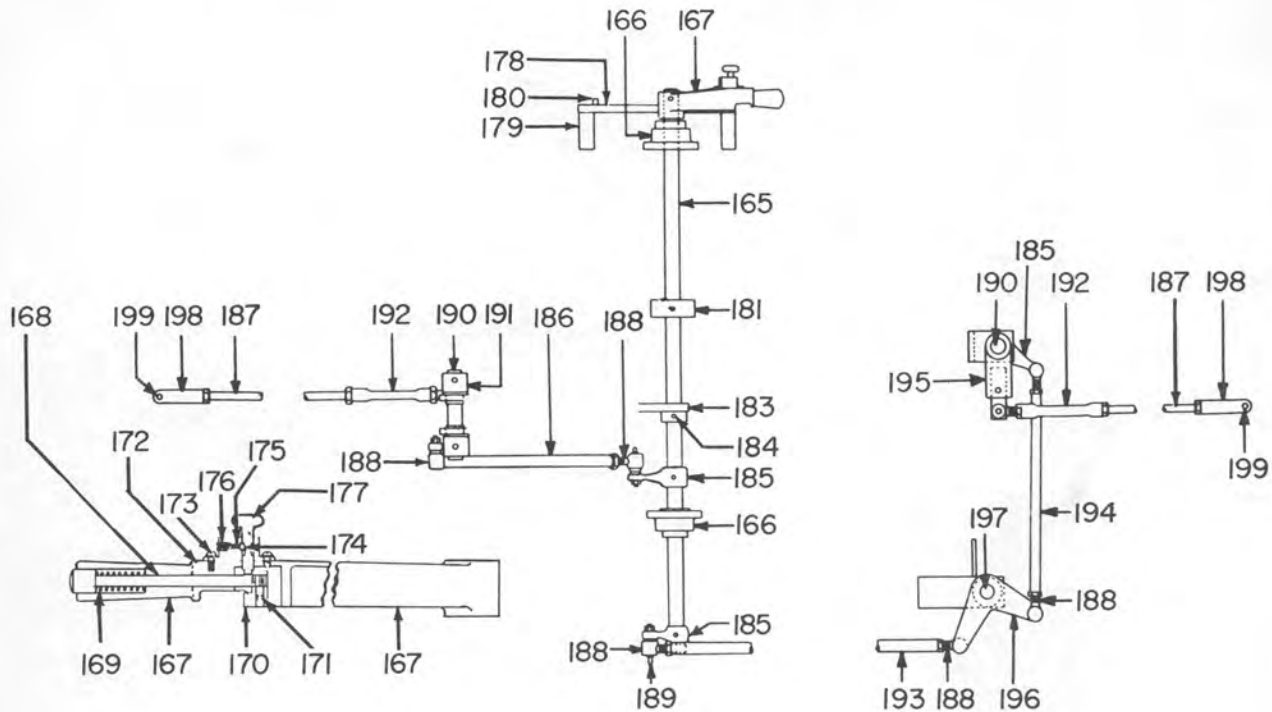


FIG. 5

Fig. No.	Ref. No.	Cat.No.	No. Required	Description
5	165	6729571P2	1	Shaft, throttle control
5	166	*497A713P1	2	Bearing, shaft
5	167	6730254G1	1	Handle with locking device
5	168	4746222P6	1	Pin
5	169	6720074	1	Compression spring
5	170	6730254P2	1	Locking pawl
5	171	*N70P2106	1	Set screw, 1/4 in.-20, 3/8 in. hex. socket, cup point
5	172	6730254P3	1	Locking device body
5	173	*N37P16006B	2	Screw, 10-32, 3/8 in. rd. hd.
		*N405P39P	2	Lock washer, No. 10
5	174	*499A917AAP2	1	Ball, stop pin, 3/16 in. dia.
5	175	92X563	1	Compression spring, ball
5	176	*N71P2106	1	Set screw, compression spring, 1/4 in.-20, 3/8 in. headless, cup point
5	177	6708648	1	Stop pin, handle
5	178	6729306P1	1	Quadrant
5	179	6719325	2	Spacer, quadrant
		*N51P25060B	2	Screw, quadrant or spacer, 3/8 in.-16, 3 3/4 in. fl. hd.
5	180	*8866636P63	2	Stop pin, handle, 5/16 in. dia., 7/8 in. long
5	181	6708662	1	Cam, controller shaft
		*N72P2516	1	Set screw, cam, 3/8 in.-16, 1 in. sq. hd., cup point
		6719326	1	Starwheel throttle shaft
		6731642P1	1	Lever between cam and starwheel
		6719059	1	Roller, lever
		6707568	1	Head pin, roller
		6707569	1	Head pin, lever
		*N503P1216B	1	Cotter pin, 1/8 in. by 1 in.
		*N503P1212B	1	Cotter pin, 1/8 in. by 3/4 in.
		6720039	1	Tension spring, lever
5	182	*N500P2548	1	Taper pin, cam, No. 4, 3 in. long
5	183	*N500P1920	1	Taper pin, starwheel, No. 2, 1 1/4 in. long
		6720875G2	1	Lever, throttle switch

USE 8821297P1 CONTROLLER LOCKING DEVICE  
 \*Added or changed since last issue.

Fig. No.	Ref. No.	Cat. No.	No. Re-quired	Description
5	184	*N500P2528	5	Taper pin, No. 4, 1 3/4 in. long
		8825021P1	1	Adjusting rod, throttle switch
		4741899P14	2	Clevis, adjusting rod
		*N203P25B	2	Lock nut, clevis, 3/8 in.-16, hex.
		4714680	2	Pin, clevis
		*N503P1212B	2	Cotter pin, 1/8 in. by 3/4 in.
		*N500P2528	1	Taper pin lever, No. 4, 1 3/4 in. long
		4749400P7	2	Lever, shaft
		*N500P2528	3	Taper pin, handle or lever, No. 4, 1 3/4 in. long
		5	185	4749689P42
5	186	4749689P7	2	Connecting rod, 52 in. long, either end
5	187	*497A639P2	8	Bearing socket, connecting rods
5	188	*497A706P5	8	Lubricant fitting, bearing socket (Alemite Division of Stewart-Warner Corp., No. 1636)
5	189	*N2800P2	2	Lubricant fitting, ball bearing
5	190	6754722P41	1	Shaft, adjusting lever
5	191	369X27	2	Bearing, shaft
5	192	6754722P21	2	Turnbuckle
5	193	4749689P47	1	Connecting rod, 53 1/2 in. long, No. 2 end
5	194	4749689P48	1	Connecting rod, 13 in. long, No. 2 end
5	195	6731646G1	2	Adjustable lever
5	196	137X93	1	Bell crank, shaft
5	197	6754722P10	1	Shaft, bearings, No. 2 end
5	198	8816108	2	Clevis, connecting rod
5	199	2719697	2	Pin, clevis
		*N503P608B	2	Cotter pin, 1/16 in. by 1/2 in.
		155X90	2	Engine stop control

TRUCK


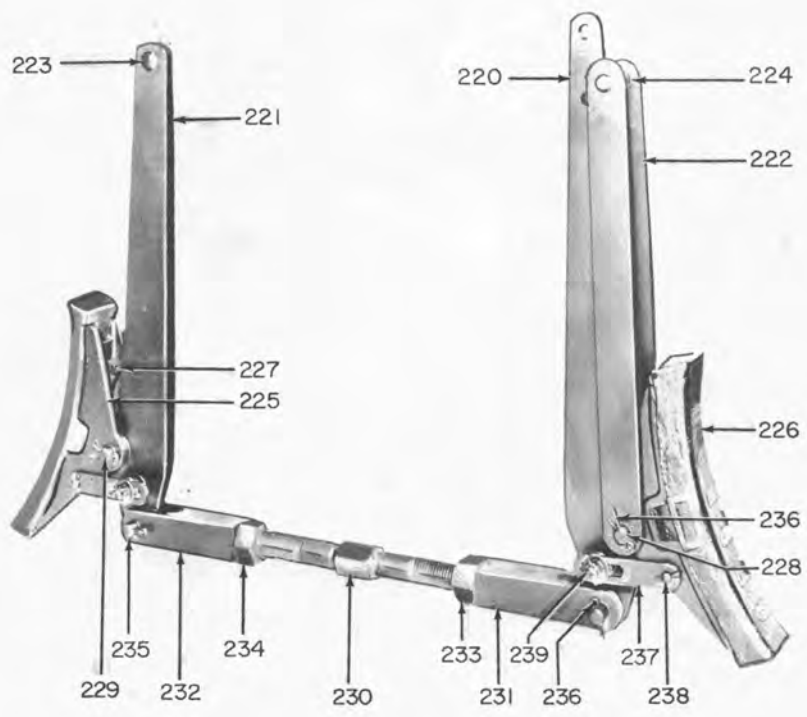


FIG. 6

\*Added or changed since last issue.

Fig. No.	Ref. No.	Cat. No.	No. Required	Description
6	200	6799101G1	2	Frame with center plate, journal box guides and stay plates
6	201	6731564G2	2	#Center plate with wearing ring
6	202	6731564P7	2	#Wearing ring
6	203	115X18	16	#Journal box guide with wearing plate
6	203	6720385P1	16	#Wearing plate
6	204	6720383P1	8	Stay plate
		*N22P35096	16	Bolt, stay plate, 3/4 in.-10, 6 in. hex. hd.
		*N203P35	16	Nut, 3/4 in.-10, hex.
		*N405P48	16	Lock washer, 3/4 in.
6	205	137X99	8	#Spring seat, upper
6	206	6723896P1	2	#Clevis, brake lever
6	207	6720631P2	2	#Clevis, brake hanger, right hand
6	207	6720631P1	2	#Clevis, brake hanger, left hand
		6729252P1	2	Wearing plate, center plate
6	208	6731565G1	4	Base with wearing plate, side bearing
6	209	6731565P4	4	#Wearing plate
6	210	*N22P35052	16	Bolt, base, 3/4 in.-10, 3 1/4 in. hex. hd.
		*N203P35	16	Nut, 3/4 in.-10, hex.
		*N405P48	16	Lock washer, 3/4 in.
6	211	6741079P2	4	Shim, base
6	212	6730036P1	8	Equalizer
6	213	4759294	8	Seat, coil spring, lower
6	214	*502A178	12	Coil spring, equalizer, inner (Association of American Railways, 3 1/4 in. O.D., 6 1/2 in. long, 5/8 in. dia. wire)
6	214	*497A695	12	Coil spring, equalizer, outer (Association of American Railways, 5 3/8 in. O.D., 6 5/8 in. long, 1 in. dia. wire)
6	215	*497A696P1	4	Snubber (Cardwell-Westinghouse Co., Type B)

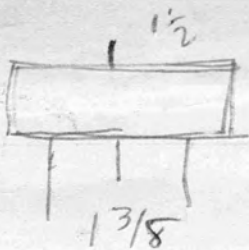
**BRAKE HANGERS AND LEVERS**



**FIG. 7**

#Must be welded in position when furnished separately.  
 \*Added or changed since last issue.





~~$1\frac{3}{4}$~~

~~$2\frac{5}{8}$~~

# NW

Norfolk and Western

522 Fifth Avenue  
Thirteenth Floor  
New York, N. Y. 10036  
(212) 869-0400

07/18/79  
1600

Ed —

Rod Harrington called

GE# 6723837 P36

Pin for Brake hanger

\$6.07 Ea in Stock

—Walt

6723837 P6

2 5/8 Long

1 1/4 diam

1 3/4 Cotter to Cotter Hole

Fig. No.	Ref. No.	Cat. No.	No. Required	Description
7	220	6741950G2	2	Brake lever with bushings, 34 3/8 in. long
7	220	6741950G4	2	Brake lever with bushings, 31 1/2 in. long
7	221	6741950G3	2	Brake lever with bushings, 28 7/8 in. long
7	221	6741950G6	2	Brake lever with bushings, 28 7/8 in. long, other hand
7	222	6741950G5	8	Brake hanger with bushings
7	223	8825340P1	4	Bushing, 1.134 in. I.D., 1.504 in. O.D., 1 in. long
7		8825341P3	10	Bushing, 1.259 in. I.D., 1.629 in. O.D., 1 in. long
7		8825341P5	8	Bushing, 1.259 in. I.D., 1.629 in. O.D., 1 1/4 in. long
7	224	8825341P1	16	Bushing, 1.259 in. I.D., 1.629 in. O.D., 5/8 in. long
7	225	8861504G1	8	Brake shoe head with bushings. Cat. stamped on head.
		8825341P4	16	Bushing
7	226	6732095P1	8	Brake shoe. Cat. stamped on shoe.
7	227	6720889P1	8	Key, brake shoe or head
7	228	*6723837P36	4	Pin, brake hanger, brake shoe head or brake lever
7	229	*6723837P26	4	Pin, brake shoe head or brake lever
7	230	6720375P1	4	Compression rod
7	231	6729017G1	4	Clevis with bushings, right hand tap
7	232	6729017G2	4	Clevis with bushings, left hand tap
		8825341P1	16	Bushing
7	233	281X85	4	Jam nut, clevis, 1 3/4 in.-5, hex. R.H.
7	234	281X86	4	Jam nut, clevis, 1 3/4 in.-5, hex. L.H.
7	235	*6723837P16	8	Pin, clevis or brake lever
7	236	*N503P3332B	32	Cotter pin, 3/8 in. by 2 in.
		6708696	4	Suspension pin, brake hanger
		6731567P2	4	Suspension bolt, brake lever
		6731346P3	4	Bushing, suspension bolt
		4764903	4	Compression spring, suspension bolt
		6707534	4	Washer
		6707436	4	Slotted nut
		*N503P2232B	4	Cotter pin, 1/4 in. by 2 in.
7	237	6707434	8	Link, friction device
7	238	6707532	8	Pin, brake shoe head or link
7	239	6729008P3	8	Bolt, brake lever or link
		4764903	8	Compression spring, link
		6707435	16	Seat, compression spring
		4768073P6	8	Slotted nut, 3/4 in.-10, hex.
		*N503P2224B	24	Cotter pin, 1/4 in. by 1 1/2 in.

WHEELS AND AXLE

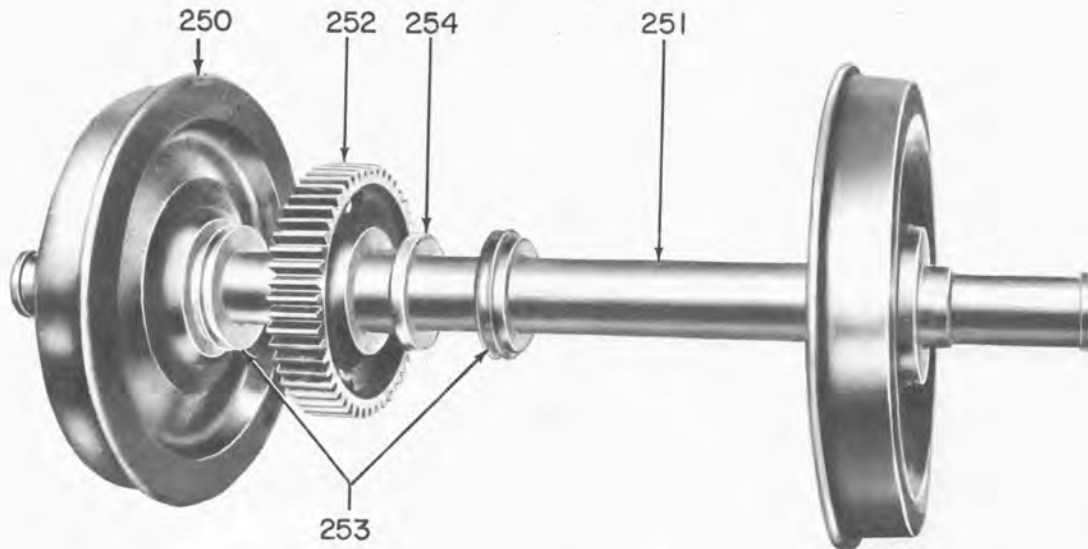


FIG. 8

\*Added or changed since last issue.

Fig. No.	Ref. No.	Cat. No.	No. Required Per Loco.	Description
8	250	6732754G1	4	Wheels; axle, solid gear and lubricant flingers
8	251	*342B458P16	8	Wheel
8	252	6730040P1	4	Axle
8	253	*2792444P1	4	Solid gear
8	254	6705170	8	Lubricant flinger
8		6705173	4	Spacing ring

## MOTOR SUSPENSION



FIG. 9

Fig. No.	Ref. No.	Cat. No.	No. Required	Description
9	260	2760655P71	4	Suspension bolt $1\frac{1}{2}'' \times 1\frac{1}{2}''$
9	261	6719185	8	Washer
9	262	6723060P1	16	Rubber pad
9	263	6723264P1	4	Seat, suspension spring
9	264	702873	4	Suspension spring
9	265	6719184	4	Bushing, suspension bolt
9	266	6719067	16	Screw, washer or rubber pad
9	267	*N216P51	4	Slotted nut, 1 1/2 in.-6, hex.
9	268	*N503P2848B	4	Cotter pin, 5/16 in. by 3 in.
		6723298G1	4	Safety strap, suspension bolt
		*N22P39044	8	Bolt, safety strap, 1 in.-8, 2 3/4 in. hex. hd.
		*N203P39	8	Nut, 1 in.-8, hex.
		*N405P50	8	Lock washer, 1 in.

\*Added or changed since last issue.

JOURNAL BOX PARTS

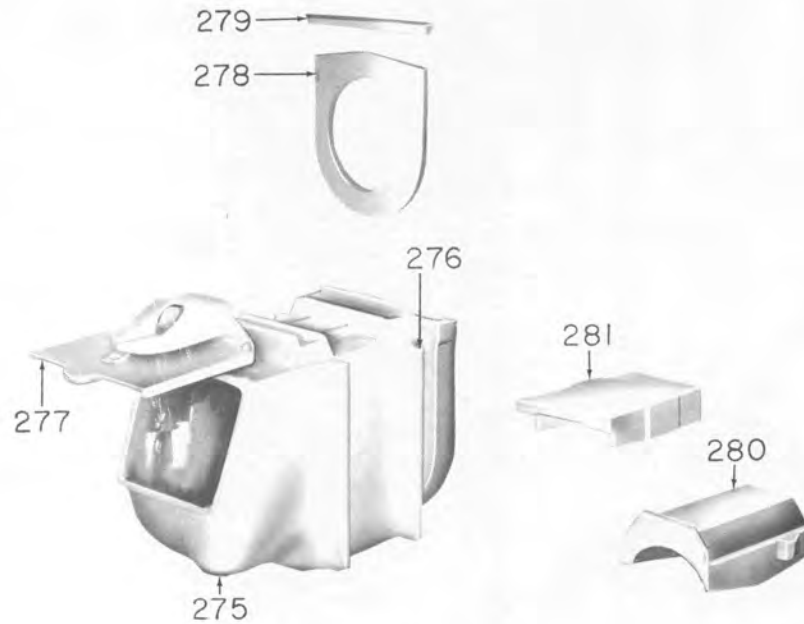


FIG. 10

Fig. No.	Ref. No.	Cat. No.	No. Required	Description
6, 10	275	4759290	8	Journal box with lid, does not include dust guard, wedge or journal bearing (National Castings Co., Dwg. L-3380, 5 in. by 9 in.)
10	276	191X8	16	#Pedestal liner (National Castings Co., No. 29978)
6, 10	277	4759291	8	Lid (National Castings Co., Flexo No. 409)
10	278	116X52	8	Dust guard, journal box (George Jenkins Co., Type 400, leather fiber steeple top, 5 in. by 9 in.)
10	279	116X53	8	Wedge, dust guard (George Jenkins Co., leather fiber, 5 in. by 9 in.)
10	280	4757211	8	Bearing, journal box (National Bearing Metals Corp., A.T.A.-13118, 5 in. by 9 in.)
10	281	138X1	8	Wedge, bearing (American Car and Foundry Co., drop forged, 5 in. by 9 in.)

HAND BRAKE

Fig. No.	Ref. No.	Cat. No.	No. Required	Description
11	301	*4739629P4	1	Brake shaft, 63 1/16 in. long
11	302	*4739629P2	1	Shaft, lower
11	303	*6719324	2	Collar, shaft or extension
		*8866636P53	2	Pin, collar or shaft
11	304	*6707547	1	#Support block, shaft
11	305	*6731177G1	1	Bearing, shaft
		*N22P29032B	4	Bolt, bearing or wood floor, 1/2 in.-13, 2 in. hex. hd.
		*N22P29024B	4	Bolt, bearing or masonite floor, 1/2 in.-13, 1 1/2 in. hex. hd.
		*N203P29B	4	Nut, 1/2 in.-13
		*N405P45	4	Lock washer, 1/2 in.
11	306	*1147873P3	1	Ratchet, shaft
		*8866636P51	1	Pin, ratchet
11	307	*1147873P2	1	Pawl
		*N22P33028	1	Bolt, pawl, 5/8 in.-11, 1 3/4 in., hex. hd.
11	310	*1147872P1	1	Hand brake
11	311	*926X61	1	Bracket

\*Added or changed since last issue.

#Must be welded in position when furnished separately.

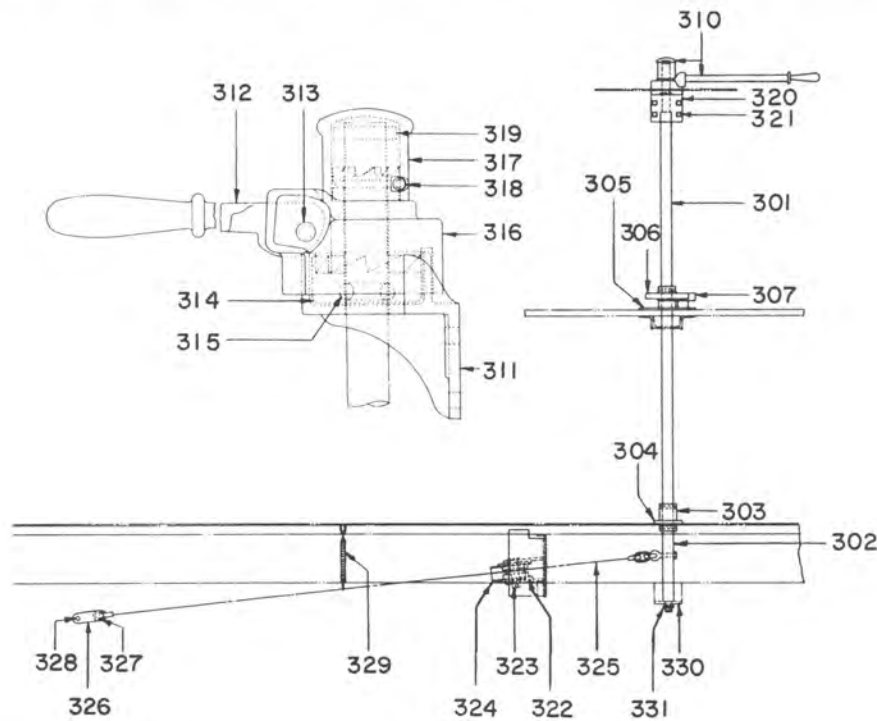


FIG. 11

Fig. No.	Ref. No.	Cat. No.	No. Required	Description
11	312	*926X62	1	Lever
11	313	*926X63	1	Lever rivet
11	314	*926X64	1	Lower ratchet, 1 1/4 in.
11	315	*8866636P55	2	Pin, lower ratchet
11	316	*926X66	1	Top ratchet, 1 1/4 in.
11	317	*926X67	1	Cap
11	318	*926X68	1	Brass rivet, cap
11	319	*8866636P27	1	Top shaft pin
		*8866636P27	1	Pin, lever or brake shaft, 1 7/8 in. long
		*8866636P55	1	Pin, lever or brake shaft, 3 1/4 in. long
11	320	*6729444G1	1	Support, bracket
11	321	*N22P25018B	4	Bolt, fastening bracket to support, 3/8 in.-16, 1 1/8 in. hex. hd.
11	321	*N405P43	4	Lock washer, 3/8 in.
11	322	*6729268P1	1	Pulley, brake chain
11	323	*2700233	1	Pin, pulley
		*N503P3332B	2	Cotter pin, 3/8 in. by 2 in.
11	324	*6729441P1	1	#Guide, brake chain
11	325	*6731263G2	1	Brake chain with eye bolt
11	326	*4733799P1	1	Clevis, brake chain
11	327	*6708325	1	Pin, clevis or brake chain
		*N503P1216B	1	Cotter pin, 1/8 in. by 1 in.
11	328	*6729357P9	1	Pin, clevis or brake lever
11	329	*169832	1	Tension spring, brake chain
		*8866493G1	1	#Guard, brake chain
11	330	*N402P50B	1	Washer, brake shaft extension
11	331	*N503P2224B	2	Cotter pin, 1/4 in. by 1 1/2 in.

\*Added or changed since last issue.

#Must be welded in position when furnished separately.

LOCOMOTIVE AND CAR EQUIPMENT DEPARTMENT

**GENERAL  ELECTRIC**

ERIE, PA.

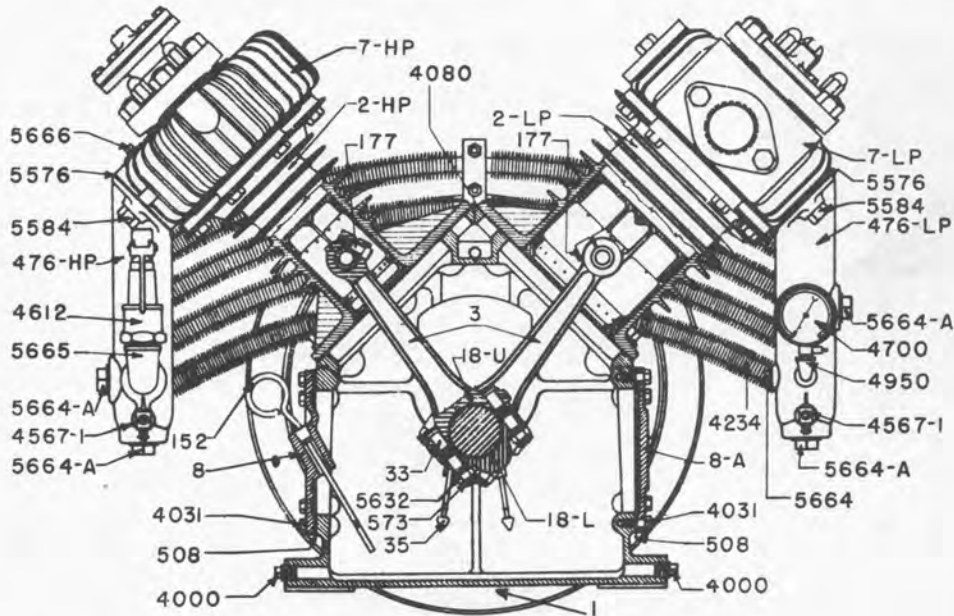
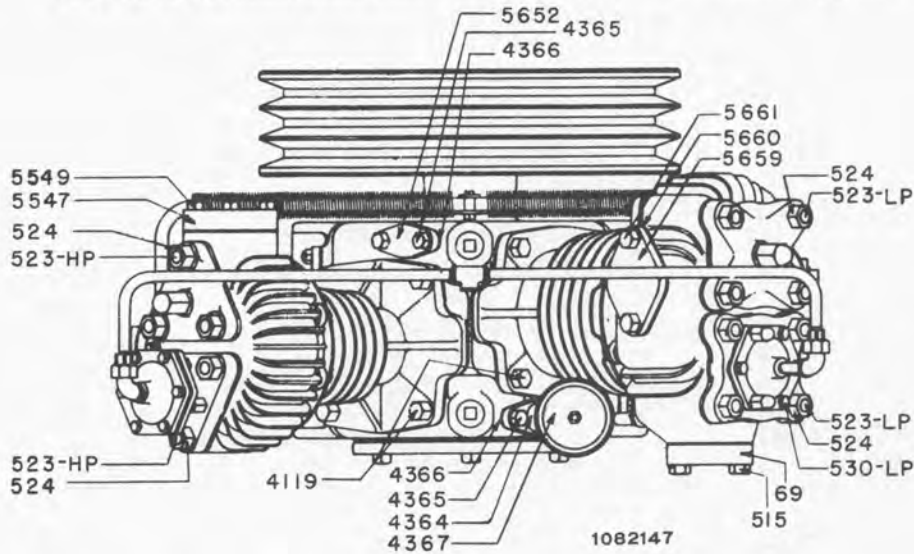
# RENEWAL PARTS

## GARDNER-DENVER TYPE ADS AIR COMPRESSORS

Model No. 9000, 9001, 9002, 9003, 9007, 9008, 9010, and 9011



NOTE: Always specify serial number of air compressor when ordering parts.



Sectional view of complete machine

(Reference numbers are identified in listings beginning on page 2)

When ordering renewal parts, give quantity, catalog number, description of each item required, and complete nameplate reading.





## GARDNER-DENVER TYPE ADS AIR COMPRESSORS

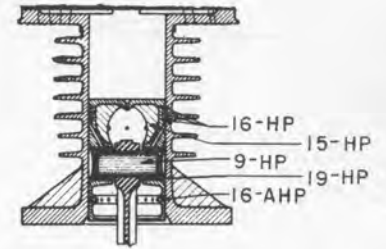
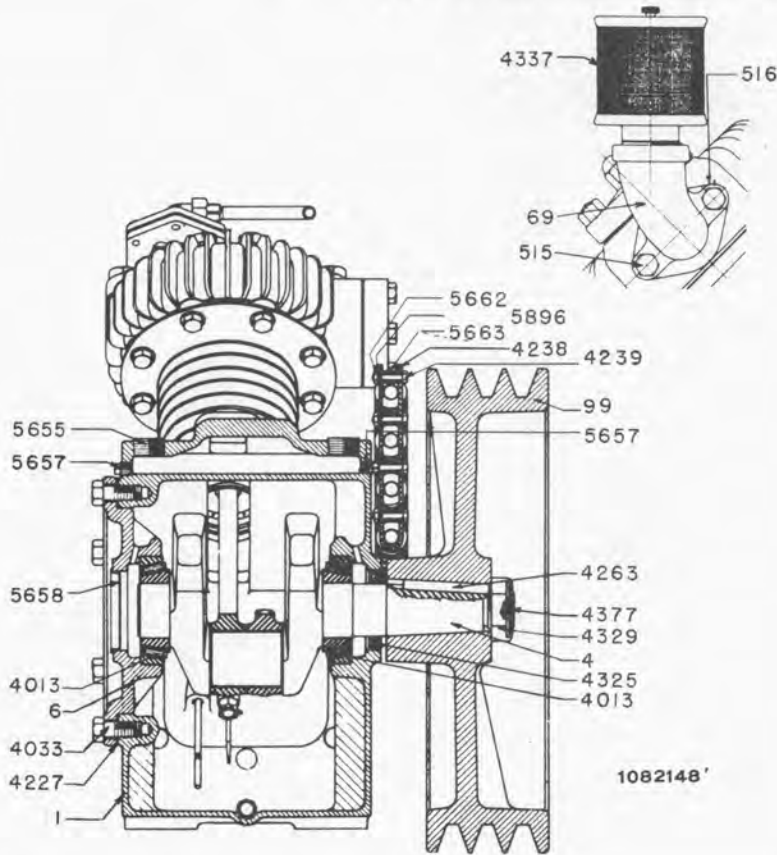
## TYPE ADS AIR COMPRESSOR

Ref. No.	Symbol No.	No. Required	Description
POWER END			
1	ACR-1A	1	Crankcase
4000	64-AA-4	2	Oil drain plug for crankcase
5655	64-H-5	2	Plug for crankcase jacket, Model No. 9000 or 9001 only
5657	64-A2	2	Drain plug for crankcase jacket, Model No. 9000 or 9001 only
5652	22-AUX-27	1	Oil flange for crankcase jacket
4366	25-C-626	1	Gasket for flange
4365	75-AA-1	2	Screw for flange
4	VAB-569	1	Crankshaft assembly, Model No. 9000, 9001, 9002, 9003, 9007, or 9008
4	1-ACR-4A	1	Crankshaft assembly, Model No. 9010 and 9011
99	11-ADR-99	1	Pulley for crankshaft, Model No. 9000, 9001, 9002, 9003, 9008 and 9011
99	3-ADS-99	1	Pulley for crankshaft Model No. 9007 and 9010
4263	35-B-81	1	Key for crankshaft and pulley
4329	VAB-381	1	Nut for crankshaft and pulley
4377	76-F-45	1	Screw for nut
4013	12-C-29	2	Main bearing
6	VAB-6	1	End plate for bearing, drive end, Model No. 9001, 9002, and 9003
6	5-VAB-6	1	End plate for bearing, drive end, Model No. 9007, 9008, 9010 and 9011
4325	60-G-23	1	Oil seal for end plate
4227	77-B-22	2	Set of shims for end plate
4033	75-A-18	6	Screw for end plate, Model No. 9000, 9001, 9002, 9003, 9007, and 9008
4033	79-A-75	6	Stud for end plate, Model No. 9010 and 9011
	95-H-7	8	Cylinder to case screw washer, Model No. 9010 and 9011
	50-B-7	14	Cylinder and bearing end plate to case nut, Model No. 9010 and 9011
4119	79-A-22	8	Cylinder to crankcase stud, Model No. 9010 and 9011
4119	75-A-18		Cylinder to crankcase screw, Model No. 9000, 9001, 9002, 9003, 9007, and 9008
5658	66-B-2	1	Plug for bearing, blind end, Model No. 9000, 9001, 9002, and 9003
6279	75-K-2	1	Screw for plug, Model No. 9000, 9001, 9002, and 9003
3	1-VAB-508	2	Connecting rod
177	VAB-655	2	Clamping screw for piston pin
	97-A-1	2	Clamping screw wire
18-U	12-T-3	2	Bearing for crankpin, upper half (Available .030 in. undersize as 12T24)
18-L	12-U-3	2	Bearing for crankpin, lower half (Available .030 in. undersize as 12U24)
33	VAB-254	4	Bolt for cap
5632	50-E-5	4	Nut for bolt
573	62-E-5	4	Cotter pin for nut
35	1-VAB-102	2	Splash pin for connecting rod
8-A	AAL-9	1	Cover for handhole, plain
8	3-AAL-8	1	Cover for handhole, oil gage
508	25-C-627	2	Gasket for cover
4031	75-A-130	12	Screw for cover
	64-A-6	1	Plug
152	1-ACR-557	1	Oil gage
4364	ADS-32	1	Oil filler
4566	25-C-626	1	Gasket for oil filler
4365	75-AA-1	2	Screw for oil filler
4367	5-C-8	1	Breather cap
5691	ADS-654	1	Breather cap holder
LOW-PRESSURE CYLINDER, PISTON, AND AIR FILTER			
2-LP	ACS-2	1	Low-pressure cylinder, 5 1/2 in. diam
4080	25-C-619	1	Gasket for cylinder
15-LP	1-ACS-576	1	Piston with bushings
19-LP	12-F-54	2	Bushing for piston
9-LP	62-F-32	1	Pin for piston
16-LP	65-A-6	3	Piston ring, compression
16-ALP	65-B-22	1	Piston ring, oil

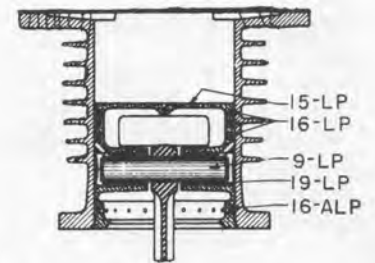
# GARDNER-DENVER TYPE ADS AIR COMPRESSORS

GEG-3854F

## TYPE ADS AIR COMPRESSOR (CONT'D)



**H. P. Cylinder & piston assembly**



**L. P. Cylinder & piston assembly**

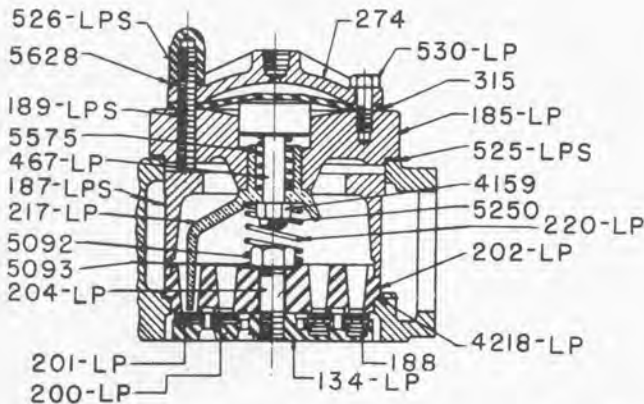
Ref. No.	Symbol No.	No. Required	Description
<b>LOW-PRESSURE CYLINDER, PISTON, AND AIR FILTER (CONT'D)</b>			
7-LP	ACS-505	1	Cylinder head with studs
523-LP	79-A-101	8	Stud for valve cover
524	50-B-7	8	Nut for stud
502-LP	25-C-1179	1	Gasket for cylinder head
4011	75-A-12	8	Screw for cylinder head
69	ACR-69	1	Suction flange
516	25-C-622	1	Gasket for suction flange
515	75-A-18	2	Screw for suction flange
5659	24-AUX-27	1	Blank flange
5660	25-C-622	1	Gasket for blank flange
5661	75-A-18	2	Screw for blank flange
4337	5-A-97	1	Air filter (Screen type)
	5-B-222	1	Air filter (Oil bath type)
<b>HIGH-PRESSURE CYLINDER AND PISTON</b>			
2-HP	5-ADS-2	1	High-pressure cylinder, 3 in. diam
4080	25-C-619	1	Gasket for cylinder
15-HP	1-ADS-576	1	Piston with bushings
19-HP	12-F-55	2	Bushing for piston
9-HP	62-F-33	1	Pin for piston
16-HP	65-A-12	3	Piston ring, compression
16-AHP	65-B-11	1	Piston ring, oil
7-HP	2-ADR-505	1	Cylinder head with studs
523-HP	79-A-101	6	Stud for valve cover
524	50-B-7	6	Nut for stud
5666	64-AA-5	1	Plug for cylinder head
502-HP	25-C-1189	1	Gasket for cylinder head
4011	75-A-12	8	Screw for cylinder head

**GARDNER-DENVER TYPE ADS AIR COMPRESSORS**

TYPE ADS AIR COMPRESSOR (CONT'D)

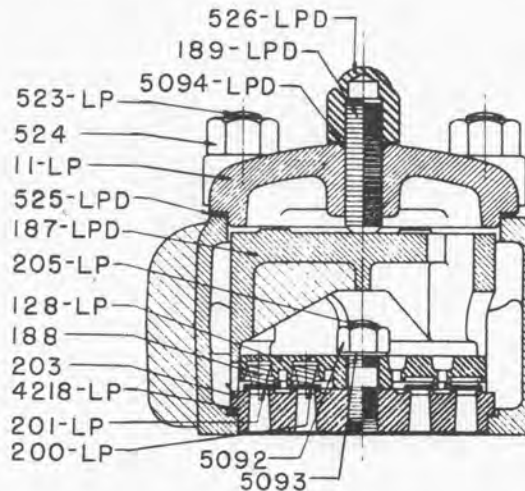
Ref. No.	Symbol No.	No. Required	Description
<b>HIGH-PRESSURE CYLINDER AND PISTON (CONT'D)</b>			
5547	ABL-73	1	Discharge flange
5548	25-C-628	1	Gasket for discharge flange
5549	75-A-39	4	Screw for discharge flange

**LOW-PRESSURE SUCTION UNLOADING VALVE**



1082149

**Low-pressure suction unloading valves**



**Low-pressure discharge valve assembly**

698	1-AAD-506	1	Body with valves and springs
202-LP	3-YB-14	1	Seat for valve
200-LP	90-E-2	1	Valve, inner
201-LP	90-E-1	1	Valve, outer
188	78-C-2	6	Spring for valve
134-LP	3-YB-128	1	Bumper for valve
204-LP	79-C-22	1	Stud for bumper
5092	50-AH-5	1	Nut for stud
5093	95-H-5	1	Washer for nut
4218-LP	25-L-5	1	Gasket for seat
217-LP	ABD-217	1	Plunger, lower
220-LP	78-A-124	1	Spring for plunger
467-LP	ACS-467	1	Plunger, upper
6271	50-E-4	1	Nut for plunger
5575	78-A-126	1	Spring for plunger
5250	62-E-3	1	Cotter pin for plunger
187-LPS	ACS-194	1	Clamp for valve
189-LPS	76-GG-4	3	Screw for clamp
5628	25-F-15	3	Gasket for screw
526-LPS	50-Q-18	3	Nut for screw
185-LP	1-ABD-185	1	Cover for valve
525-LPS	25R3	1	Gasket for cover
315	2-AAB-215	1	Diaphragm for valve
274	WBY-274	1	Cap for diaphragm, for Model No. 9000
530-LP	75-A-130	3	Screw for cap
	64-AA-5	1	Plug for cap

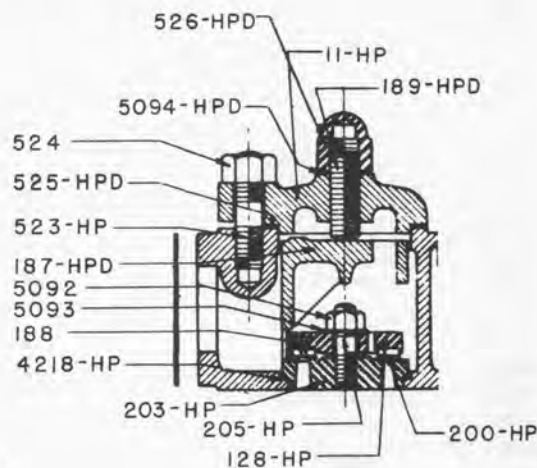
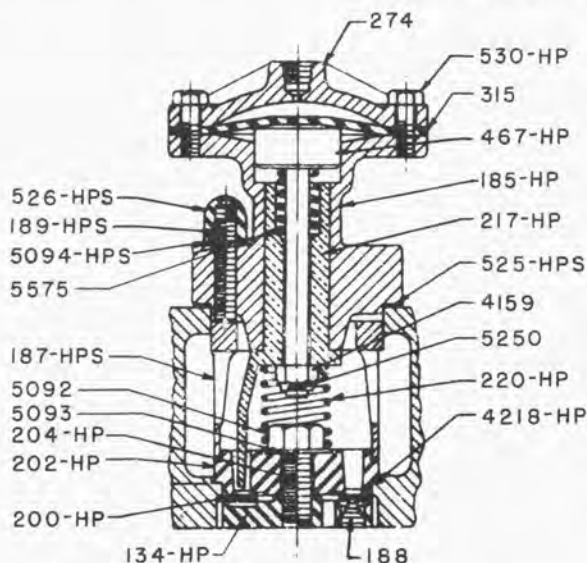
**LOW-PRESSURE DISCHARGE VALVE**

700-LP	1-AAD-507	1	Valve body with valves and springs
203	3-YB-127X	1	Seat for valve
200-LP	90-E-2	1	Valve, inner
201-LP	90-E-1	1	Valve, outer
188	78-C-2	6	Spring for valve
128-LP	4-YB-128	1	Bumper for valve
205-LP	79-C-25	1	Stud for bumper

TYPE ADS AIR COMPRESSOR (CONT'D)

Ref. No.	Symbol No.	No. Required	Description
<b>LOW-PRESSURE DISCHARGE VALVE (CONT'D)</b>			
5092	50-C-5	1	Nut for stud
5093	95-H-5	1	Washer for nut
4218-LP	25-L-5	1	Gasket for valve seat
187-LPD	AAD-194	1	Clamp for valve
189-LPD	76-GG-2	1	Screw for clamp
5094-LPD	25-F-13	1	Gasket for screw
526-LPD	50-Q-17	1	Nut for screw
11-LP	AAD-11	1	Cover for valve
525-LPD	25-R-23	1	Gasket for cover

HIGH-PRESSURE SUCTION UNLOADING VALVE



1082150

High-pressure suction unloading valves

High-pressure discharge valve assembly

698-HP	ABL-563	1	Valve body with valve and springs
202-HP	ABL-202	1	Seat for valve
200-HP	90-E-3	1	Valve
188	78-C-6	3	Spring for valve
134-HP	ABL-164X	1	Bumper for valve
204-HP	79-C-22	1	Stud for bumper
5092	50-AH-5	1	Nut for stud
5093	95-H-5	1	Washer for nut
4218-HP	25-L-3	1	Gasket for seat
217-HP	ABL-217	1	Plunger, lower
220-HP	78-A-51	1	Spring for plunger
467-HP	1-ABL-467	1	Plunger, upper
6271	50-E-4	1	Nut for plunger
5250	62-E-3	1	Cotter pin for plunger
5575	78-A-126	1	Spring for plunger
187-HPS	ABL-194	1	Clamp for valve
189-HPS	76-G-55	1	Screw for clamp
5094-HPS	25-F-15	3	Gasket for screw
526-HPS	50-Q-13	3	Nut for screw
185-HP	ABL-185	1	Cover for valve
525-HPS	25-R-4	1	Gasket for cover
315	2-AAB-215	1	Diaphragm
274	WBV-274	1	Cap for diaphragm
530-HP	75-A-34	6	Screw for cap
5929-HP	64-AA-5	1	Plug for cap

**GARDNER-DENVER TYPE ADS AIR COMPRESSORS**

## TYPE ADS AIR COMPRESSOR (CONT'D)

Ref. No.	Symbol No.	No. Re-quired	Description
<b>HIGH-PRESSURE DISCHARGE VALVE</b>			
700-HP	ABL-507	1	Valve body with valve and springs
203-HP	2-YA-127X	1	Seat for valve
200-HP	90-E-3	1	Valve
188	78-C-6	3	Spring for valve
128-HP	ABL-128	1	Bumper for valve
205-HP	79-C-25	1	Stud for bumper
5092	50-C-5	1	Nut for stud
5093	95-H-5	1	Washer for nut
4218-HP	25-L-3	1	Gasket for seat
187-HPD	1-ABL-194	1	Clamp for valve
189-HPD	76-GG-2	1	Screw for clamp
5094-HPD	25-F-13	1	Gasket for clamp
526-HPD	50-Q-17	1	Nut for screw
11-HP	ABL-11	1	Cover for valve
525-HPD	25-R-4	1	Gasket for cover
<b>INTERCOOLER</b>			
5719	3-ADS-598	1	Intercooler
476-LP	ADS-476A	1	Header, low-pressure
476-HP	1-ADS-476A	1	Header, high-pressure
4234	3-ADS-243	4	Tube with nut
4238	ADS-613	1	Brace for tube
4239	75-A-183	4	Screw for brace
5663	80-A-52	4	Spacer for brace
5662	50-B-1	3	Nut for brace
5664	64-AA-5	1	Plug for header, 1/4 in.
5664-A	64-A-6	4	Plug for header, 1 in.
4567-1	90-W-1	2	Drain cock for header
4612	90-G-30	1	Safety valve
5665	64-D-10	1	Street ell for safety valve
5576	25-C-622	2	Gasket between intercooler and cylinder head
5584	75-A-18	4	Screw fastening intercooler to cylinder head
4950	64-D-2	1	Internal pressure gage street elbow
	64-AA-5	1	Internal pressure gage plug

INDEX OF CATALOG NUMBERS

Catalog identifications in this index are arranged in order, reading from *left to right*, first alphabetically according to the prefix letter or letters, if used, and second numerically.

In this index all numbers with a letter prefix will precede those without prefixes.

The number of letters or digits does not affect placement in the table, thus A1999999 will precede A2, and ZZ9999999 will precede Cat. No. 1 (number without a prefix). Letters take precedence over numbers so that Cat. No. 26F1 will precede Cat. No. 261.

Cat. No.	Page	Cat. No.	Page	Cat. No.	Page	Cat. No.	Page
AAD11 . . . . .	5	1ACR4A . . . . .	2	3YB127X . . . . .	4	65B22 . . . . .	2
AAD194 . . . . .	5	1ACR557 . . . . .	2	3YB128 . . . . .	4	66B2 . . . . .	2
AA19 . . . . .	2	1ACS576 . . . . .	2	3YB14 . . . . .	4	75A12 . . . . .	3
ABD217 . . . . .	4	1ADS476A . . . . .	6	35B81 . . . . .	2	75A130 . . . . .	2, 4
ABL11 . . . . .	6	1ADS576 . . . . .	3	4YB128 . . . . .	4	75A18 . . . . .	2, 3
ABL128 . . . . .	6	1VAB102 . . . . .	2	5 ADS2 . . . . .	3	75A183 . . . . .	6
ABL164X . . . . .	5	1VAB508 . . . . .	2	5A97 . . . . .	3	75A34 . . . . .	5
ABL185 . . . . .	5	11ADR99 . . . . .	2	5B222 . . . . .	3	75A39 . . . . .	4
ABL194 . . . . .	5	12C29 . . . . .	2	5C8 . . . . .	2	75AA1 . . . . .	2
ABL202 . . . . .	5	12F54 . . . . .	2	5VAB6 . . . . .	2	75K2 . . . . .	2
ABL217 . . . . .	5	12T3 . . . . .	2	50AH5 . . . . .	4, 5	76F45 . . . . .	2
ABL507 . . . . .	6	12U3 . . . . .	2	50B1 . . . . .	6	76G55 . . . . .	5
ABL563 . . . . .	5	2AAB215 . . . . .	4, 5	50B7 . . . . .	2, 3	76GG2 . . . . .	5, 6
ABL73 . . . . .	4	2ADR505 . . . . .	3	50C5 . . . . .	5, 6	76GG4 . . . . .	4
ACR69 . . . . .	3	2YA127X . . . . .	6	5 0E4 . . . . .	4, 5	77B22 . . . . .	2
ACS194 . . . . .	4	22AUX27 . . . . .	2	5 0E5 . . . . .	2	78A124 . . . . .	4
ACS2 . . . . .	2	24AUX27 . . . . .	3	5 0Q13 . . . . .	5	78A126 . . . . .	4, 5
ACS467 . . . . .	4	25C1179 . . . . .	3	50Q17 . . . . .	5, 6	78A51 . . . . .	5
ACS505 . . . . .	3	25C1189 . . . . .	3	5 0Q18 . . . . .	4	78C2 . . . . .	4
ADS32 . . . . .	2	25C619 . . . . .	2, 3	6 0G23 . . . . .	2	78C6 . . . . .	5, 6
ADS476A . . . . .	6	25C622 . . . . .	3	6 2E3 . . . . .	4, 5	79A101 . . . . .	3
ADS613 . . . . .	6	25C626 . . . . .	2	6 2E5 . . . . .	2	79A22 . . . . .	2
ADS654 . . . . .	2	25C627 . . . . .	2	6 2F32 . . . . .	2	79A75 . . . . .	2
ARC1A . . . . .	2	25C628 . . . . .	4	6 2F33 . . . . .	3	79C22 . . . . .	4, 5
VAB254 . . . . .	2	25F13 . . . . .	5, 6	6 4A6 . . . . .	2, 6	79C25 . . . . .	4, 6
VAB381 . . . . .	2	25F15 . . . . .	4, 5	6 4AA4 . . . . .	2	90E1 . . . . .	4
VAB569 . . . . .	2	25L3 . . . . .	5, 6	6 4AA5 . . . . .	3, 4, 5, 6	90E2 . . . . .	4
VAB6 . . . . .	2	25L5 . . . . .	4, 5	6 4A2 . . . . .	2	90E3 . . . . .	5, 6
VAB655 . . . . .	2	25R4 . . . . .	5, 6	6 4D10 . . . . .	6	90G <del>57</del> -211 . . . . .	6
WBY274 . . . . .	4, 5	25R3 . . . . .	4	64D2 . . . . .	6	90W1 . . . . .	6
1AAD506 . . . . .	4	3AAL8 . . . . .	2	64H5 . . . . .	2	91W1 . . . . .	6
1AAD507 . . . . .	4	3ADS243 . . . . .	6	6 5A12 . . . . .	3	95H5 . . . . .	4, 5
1ABD185 . . . . .	4	3ADS598 . . . . .	6	65A6 . . . . .	2	95H7 . . . . .	2
1ABL194 . . . . .	6	3ADS99 . . . . .	2	65B11 . . . . .	3	97A1 . . . . .	2
1ABL467 . . . . .	5						

LOCOMOTIVE AND CAR EQUIPMENT DEPARTMENT

**GENERAL**  **ELECTRIC**

ERIE, PA.


# RENEWAL PARTS

## CATERPILLAR D17000 DIESEL ENGINE

Manufactured by  
Caterpillar Tractor Company

ENGINE SERIAL NUMBERS  
9J5144SP through 9J6000SP  
3S1SP through 3S2000  
8S5001 and up

*Eng # II Serial # 28342*  
*Eng # I 3S 1971 Bill of materials 8 B 7670*  
*3S 1968 " " " "*



When ordering parts of engine, other than fuel injection pump, always give engine serial number stamped on nameplate located on cylinder block above fuel filter.

When ordering parts of fuel injection pump always give serial number of pump stamped on pump housing.

The right- or left-hand side of engine is determined by looking from flywheel toward the fan end.

When ordering renewal parts, give quantity, catalog number, description of each item required, and complete nameplate reading.

GENERAL  ELECTRIC



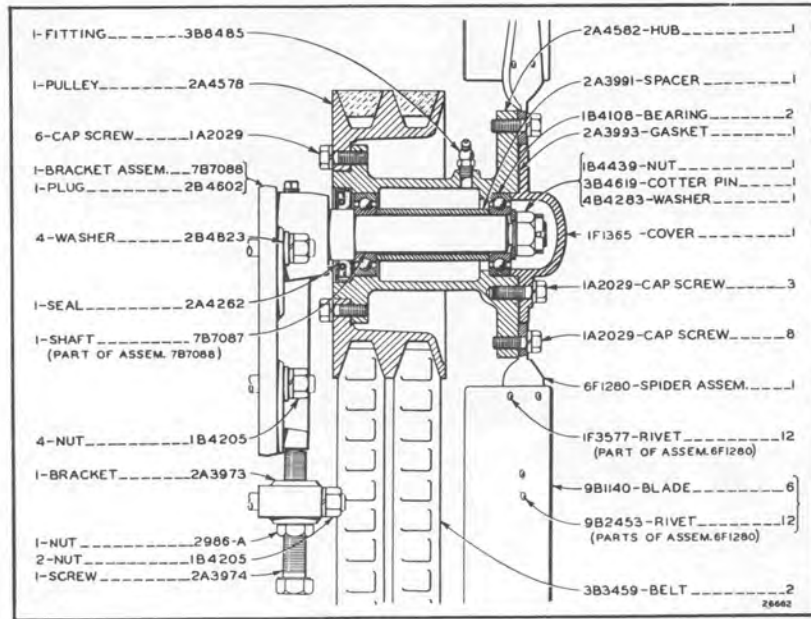
## TABLE OF CONTENTS

NAME	PAGE
Air Cleaner .....	12, 13
Accessory Idler Gear .....	8
Accessory Shaft and Governor .....	14
Breather .....	29
Camshaft .....	39
Connecting Rod and Piston .....	34
Crankshaft .....	30, 31
Crankshaft Bearings and Caps .....	21, 32, 33
Crankcase, Cylinder Block and Covers .....	15-21
Cylinder Head and Valve Mechanism .....	35-38
Cylinder Liner and Ring Group .....	13
Fan .....	5
Filter, Fuel .....	46-48
Fuel Injection Valves and Lines .....	51-54
Fuel Pump and Governor Control Mechanism .....	54, 55
Fuel Pump Housing .....	50
Fuel Transfer Pump Drive .....	44-46
Heater Connections .....	8
Hour Meter and Tachometer Drive .....	40-43
Manifolds .....	12
Oil Cooler .....	28
Oil Filter .....	26
Oil Lines .....	27
Oil Pan .....	22, 23
Oil Pump Lines .....	24, 25
Oil Pressure Shut-off Group .....	57
Pump, Fuel Priming .....	49
Pump, Oil .....	23, 24
Pump, Water .....	9-11
Safety Alarm Group .....	58
Safety Shut-off Arrangement .....	56
Timing Gear Housing .....	22
Transfers and Name Plates .....	59
Water Lines .....	6, 7
Water Temperature Shut-off .....	56

# CATERPILLAR D17000 DIESEL ENGINE

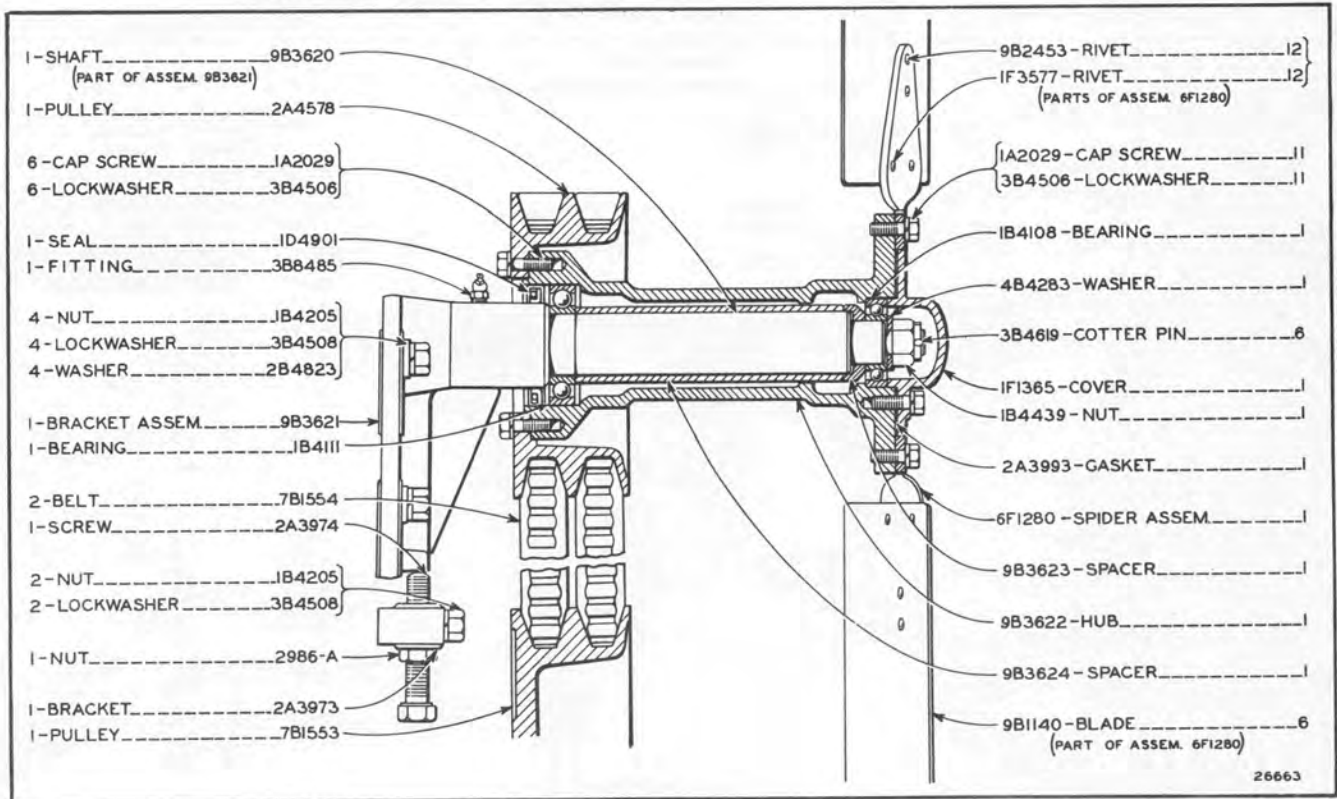
GEG-3861E

Always give engine serial number when ordering parts



## Fan

Serial No. 9J5144SP to 9J5767SP, 9J5771SP to 9J5849SP, 9J5938SP, 9J5946SP, 9J5965SP, and 9J5967SP to 9J5985SP Inclusive

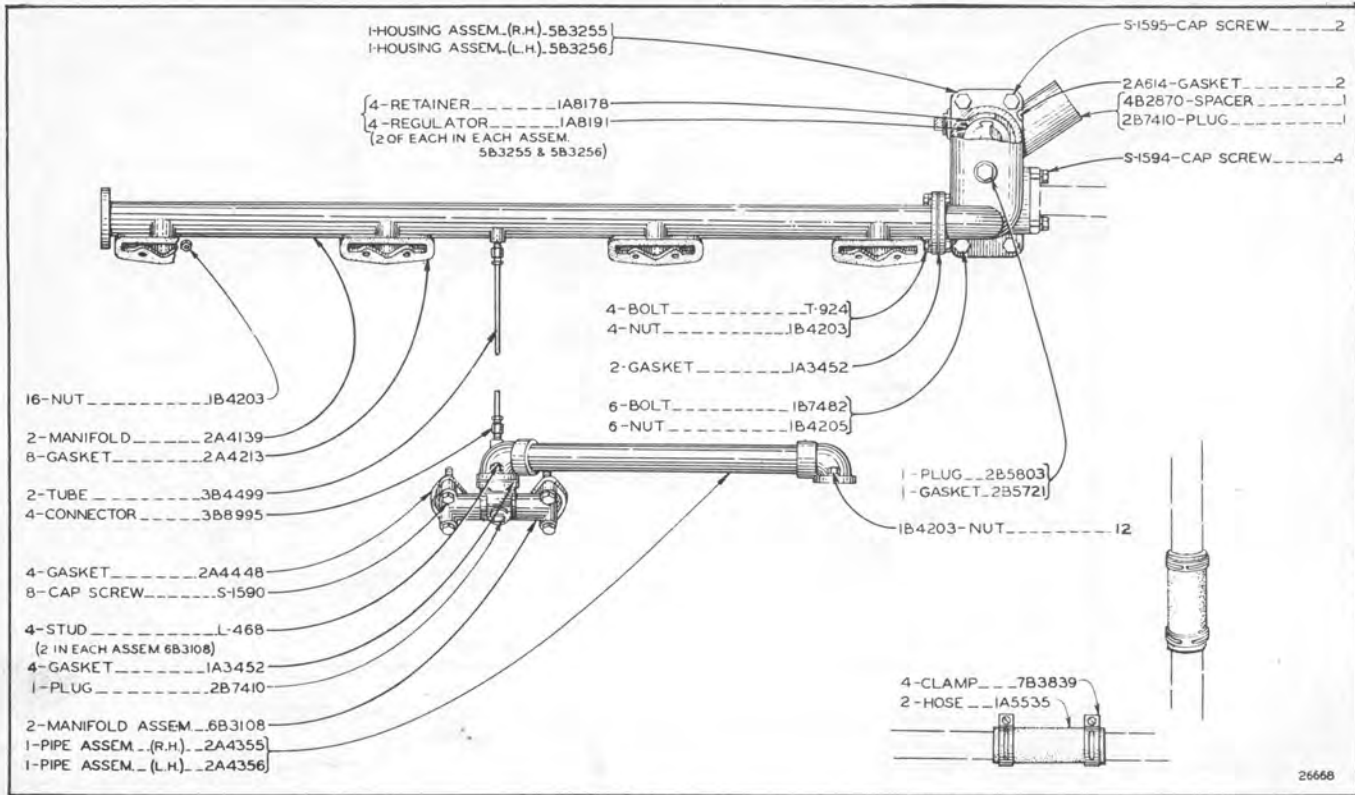


## Fan

Serial No. 9J5768SP to 9J5770SP, 9J5850SP to 9J5937SP, 9J5939SP to 9J5945SP, 9J5947SP to 9J5964SP, 9J5966SP, 9J5986SP to 9J6000SP, 3S1SP to 3S2000 Inclusive and 8S5001-Up

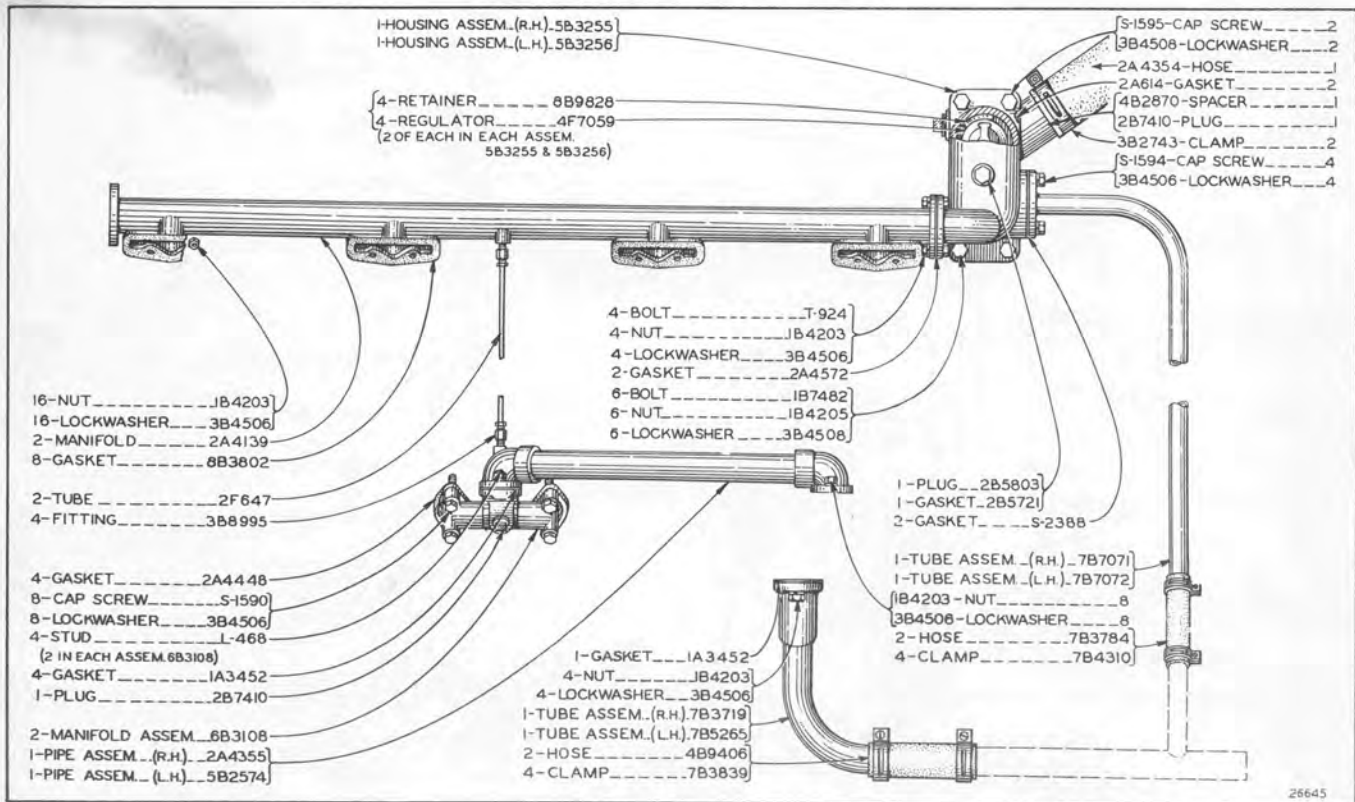
# CATERPILLAR D17000 DIESEL ENGINE

Always give engine serial number when ordering parts



## Water Lines

Serial No. 9J5144SP to 9J5213SP Inclusive



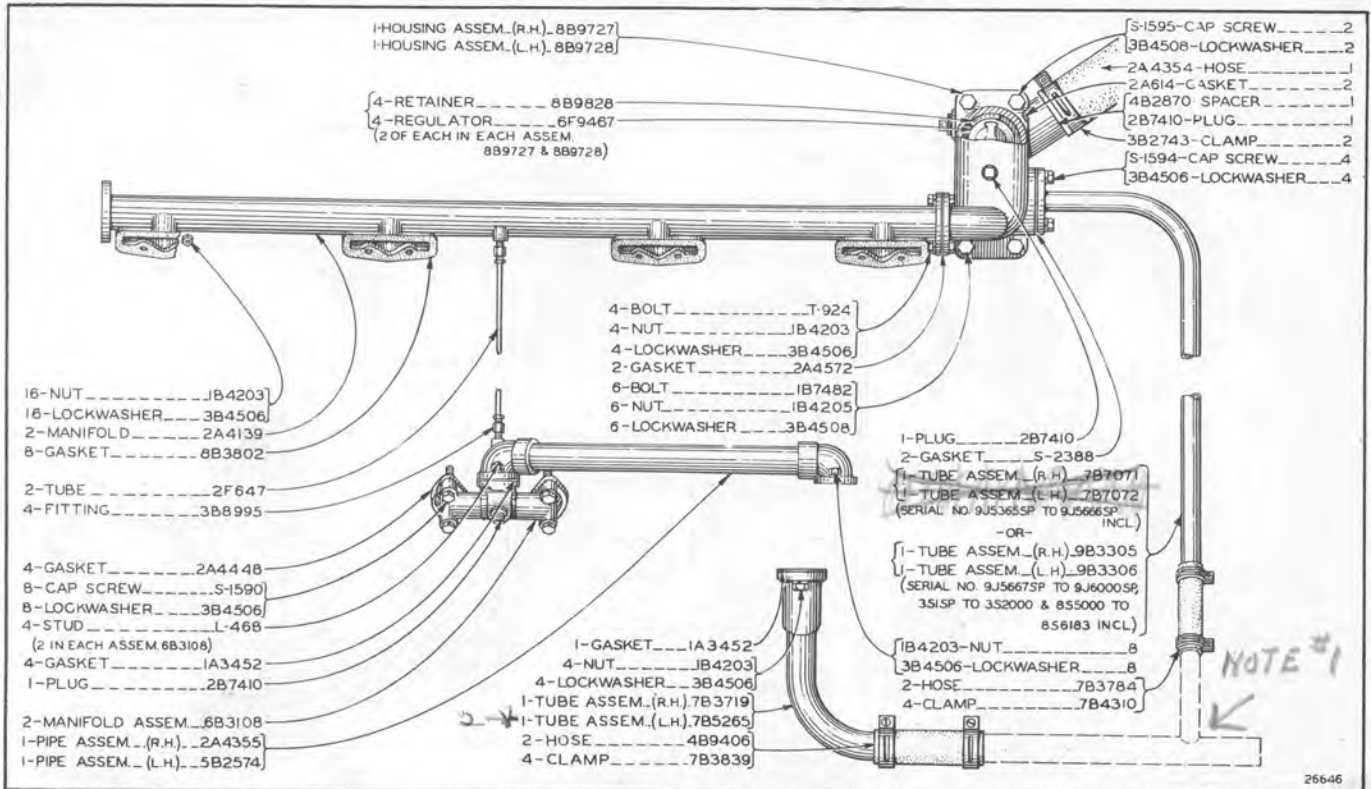
## Water Lines

Serial No. 9J5214SP to 9J5364SP Inclusive

# CATERPILLAR D17000 DIESEL ENGINE

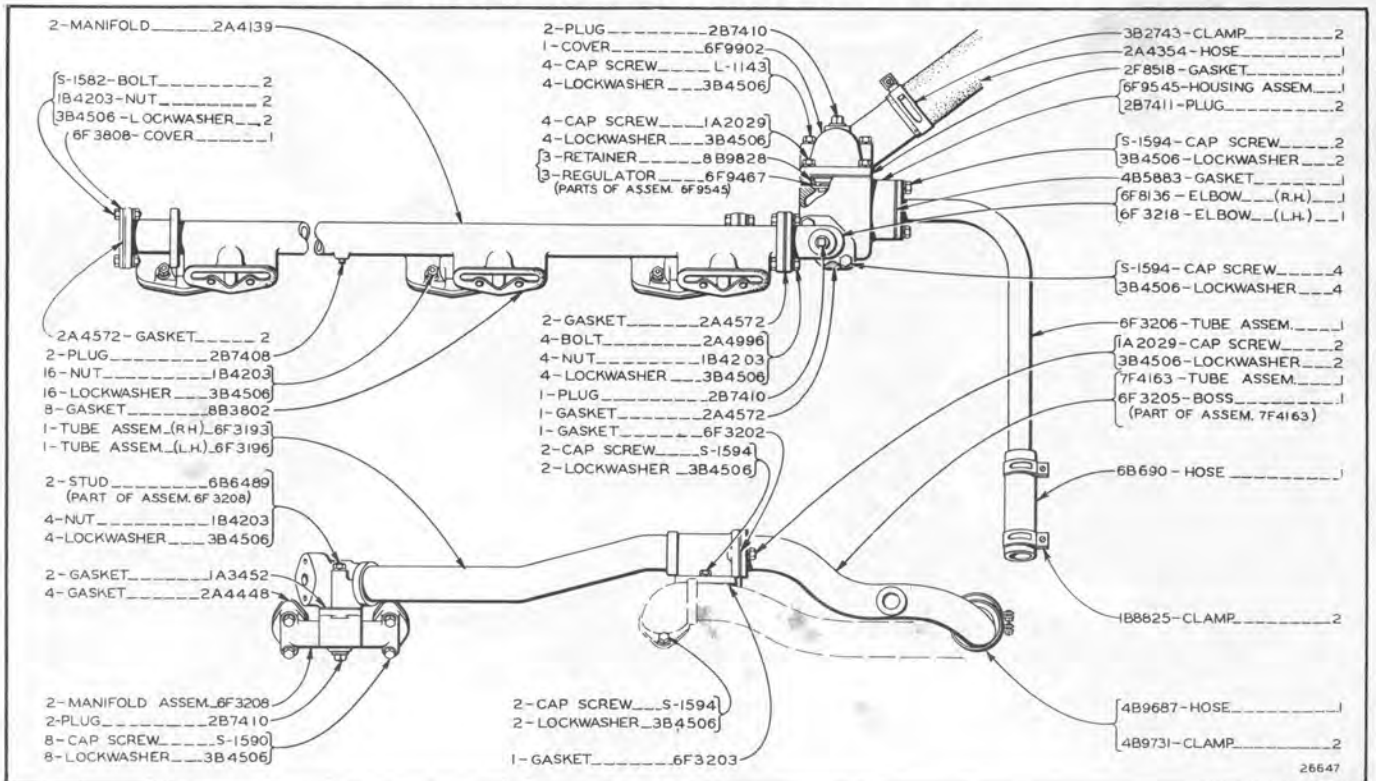
GEG-3861E

Always give engine serial number when ordering parts



## Water Lines

Serial No. 9J5365SP to 9J6000SP 3S1SP to 3S2000 and 8S5001 to 8S6183 Inclusive



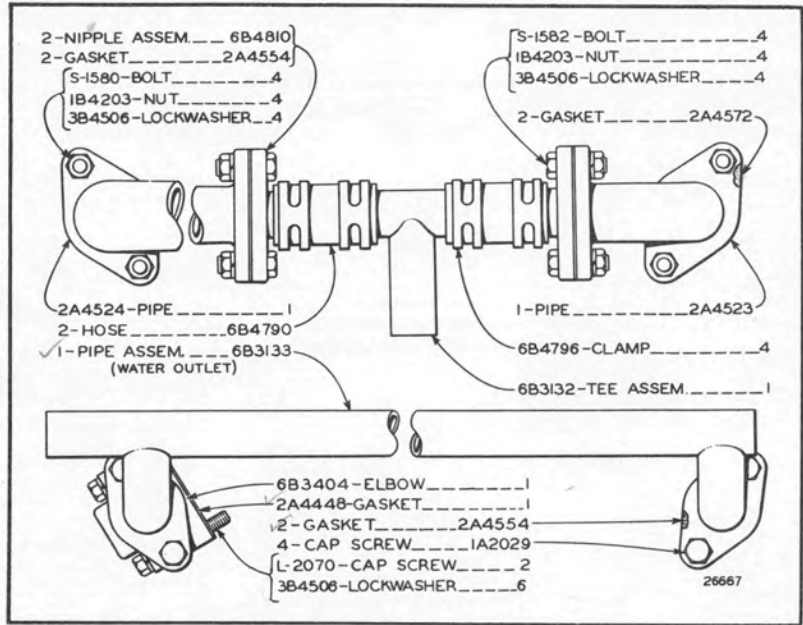
## Water Lines

Effective with Serial No. 8S6184

NOTE #1 - M6731289 - G1 - RIGHT  
G2 - LEFT  
NOTE #2 7B5265 Tube Assem. Discontinued

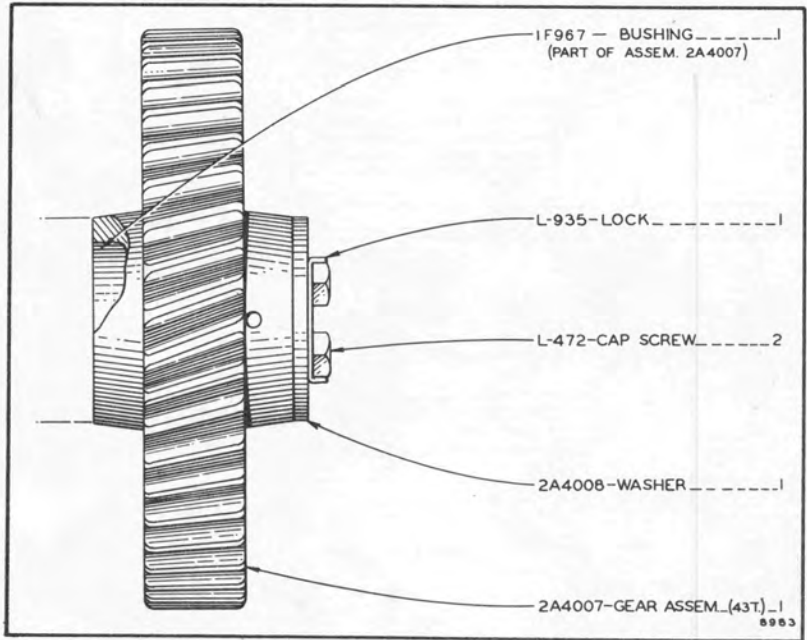
# CATERPILLAR D17000 DIESEL ENGINE

Always give engine serial number when ordering parts



## Heater Connections

Serial No. 9J5144SP to 9J6000SP, 3S1SP to 3S2000 and 8S5001 to 8S6183 Inclusive



## Accessory Idler Gear

6B 3133

Water Pipe ASSEM.

2 - ~~2 A5~~

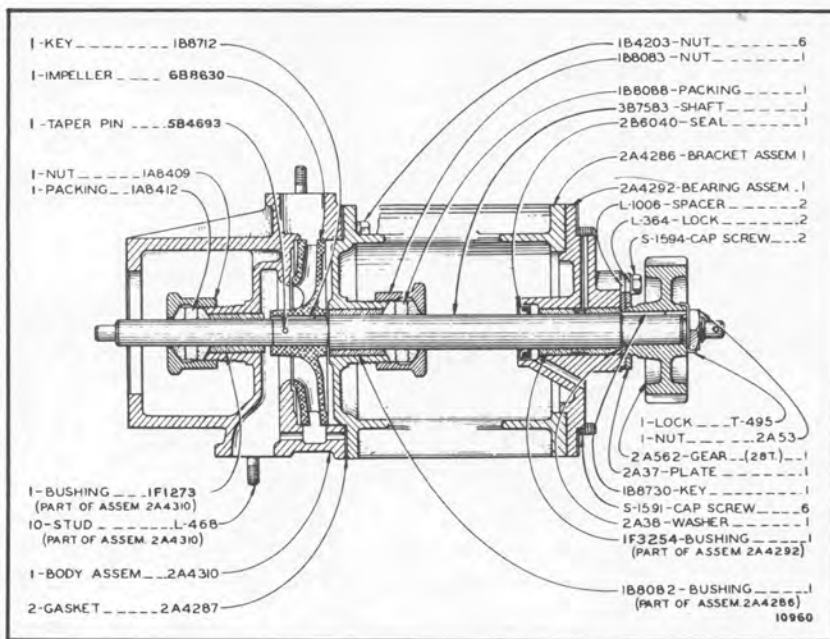
2 A 4554 Gaskets



# CATERPILLAR D17000 DIESEL ENGINE

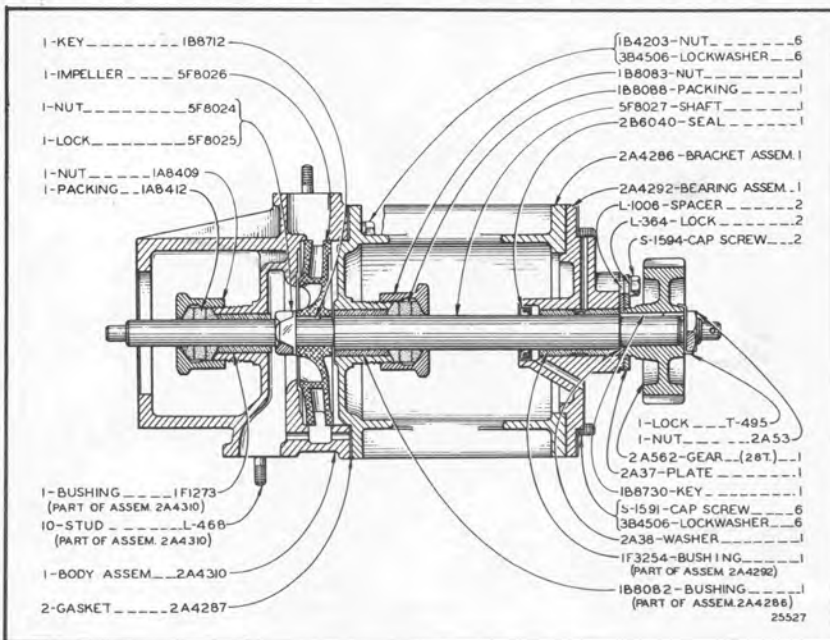
GEG-3861E

Always give engine serial number when ordering parts



## Water Pump—R. H.

Serial No. 9J5144SP to 9J6000SP, 3S1SP to 3S2000 and 8S5001 to 8S5701 Inclusive

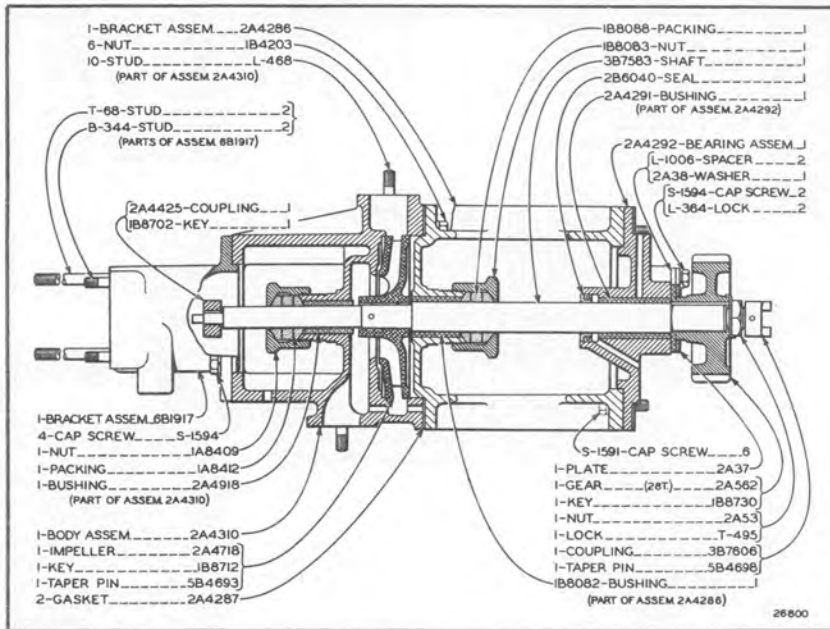


## Water Pump—R. H.

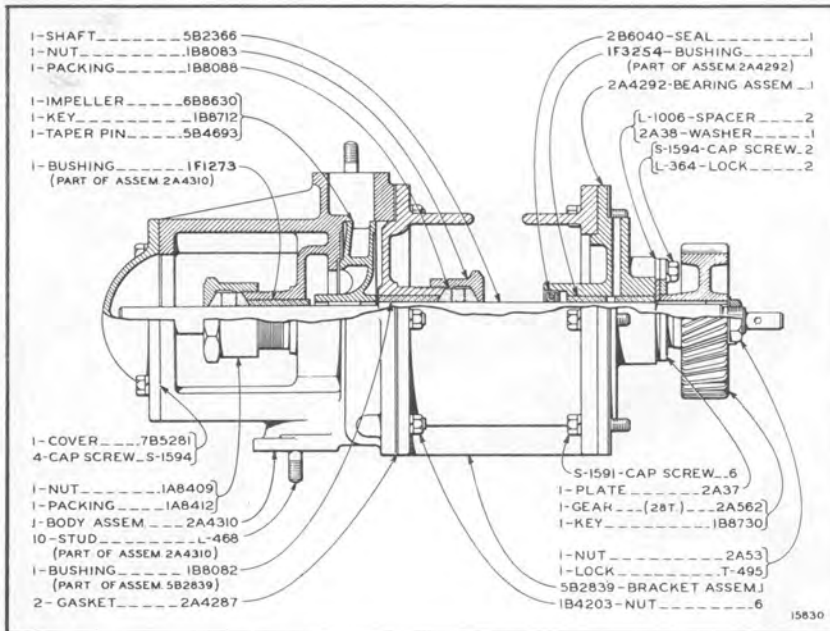
Serial No. 8S5702 to 8S6183 Inclusive

### CATERPILLAR D17000 DIESEL ENGINE

Always give engine serial number when ordering parts



Water Pump—L. H.  
 Serial No. 9J5144SP to 9J5213SP Inclusive



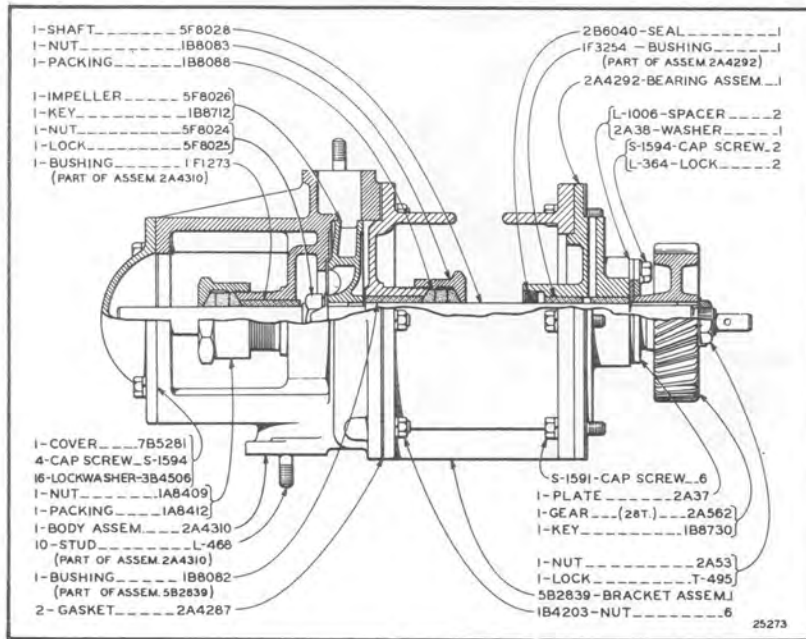
Water Pump—L. H.  
 Serial No. 9J5214SP to 9J6000SP, 3S1SP to 3S2000 and 8S5001 to 8S5701 Inclusive



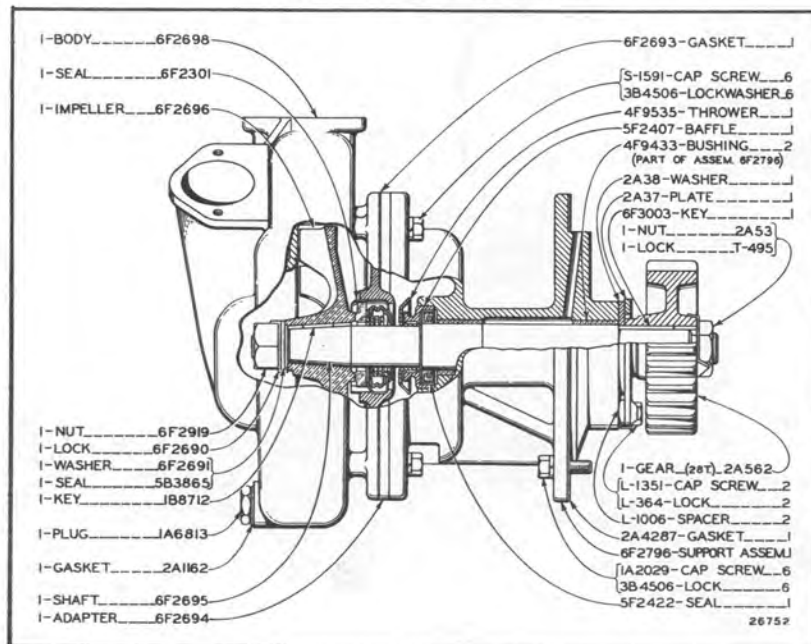
# CATERPILLAR D17000 DIESEL ENGINE

GEG-3861E

Always give engine serial number when ordering parts



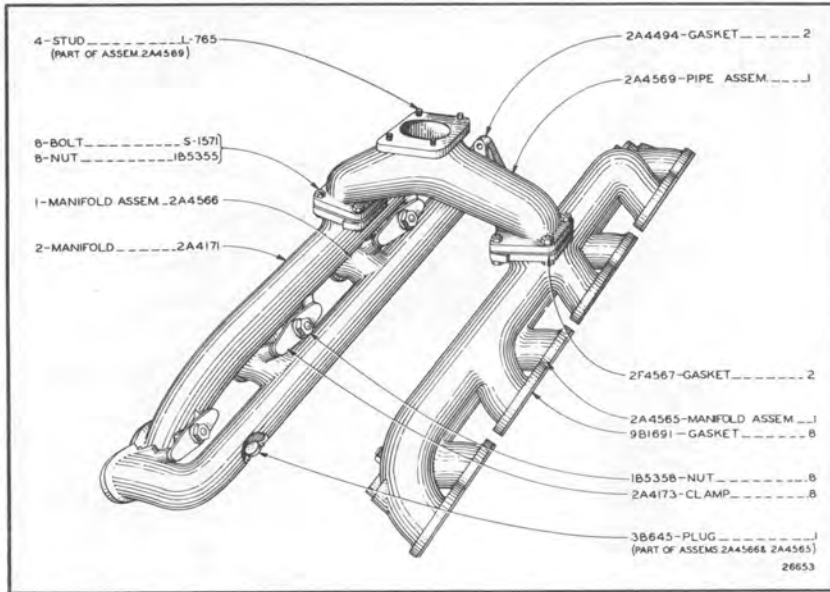
Water Pump—L. H.  
Serial No. 8S5702 to 8S6183 Inclusive



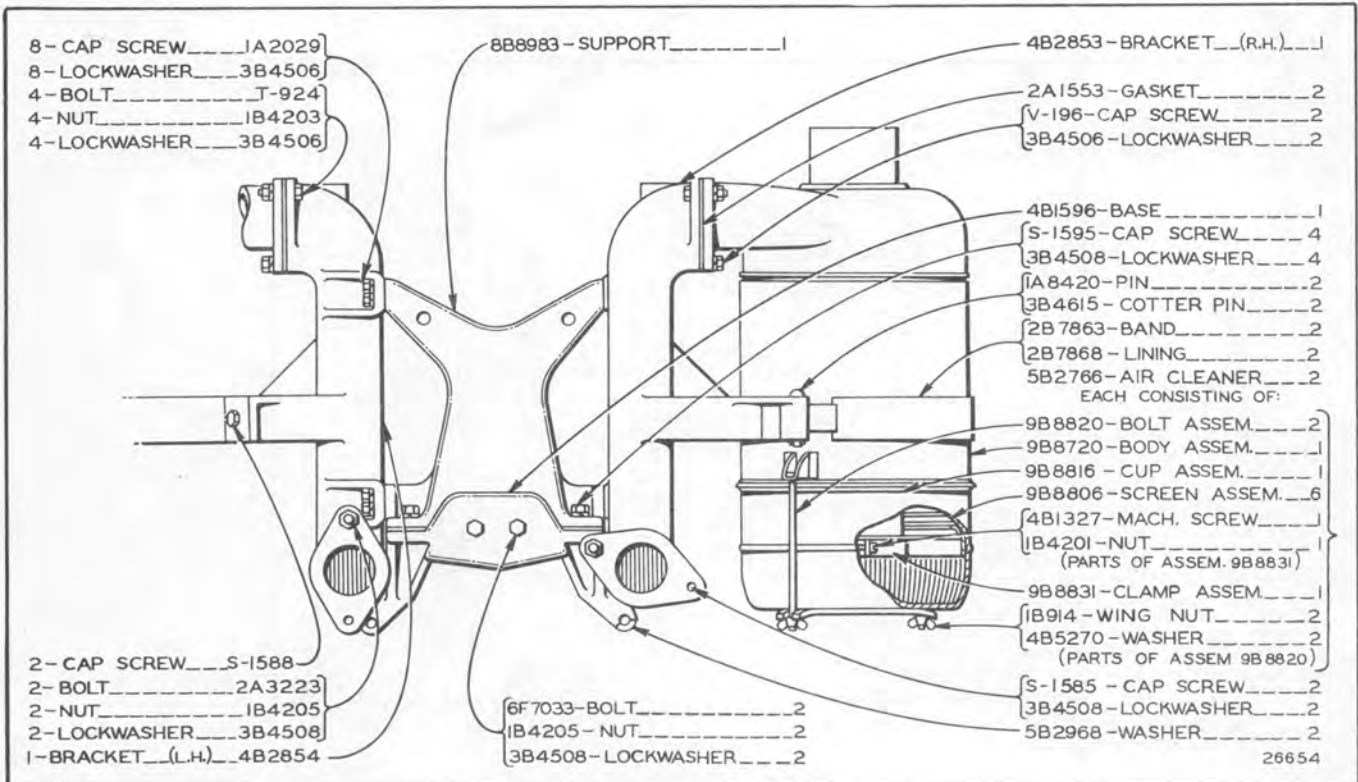
Water Pump  
Effective with Serial No. 8S6184

# CATERPILLAR D17000 DIESEL ENGINE

Always give engine serial number when ordering parts



Manifolds



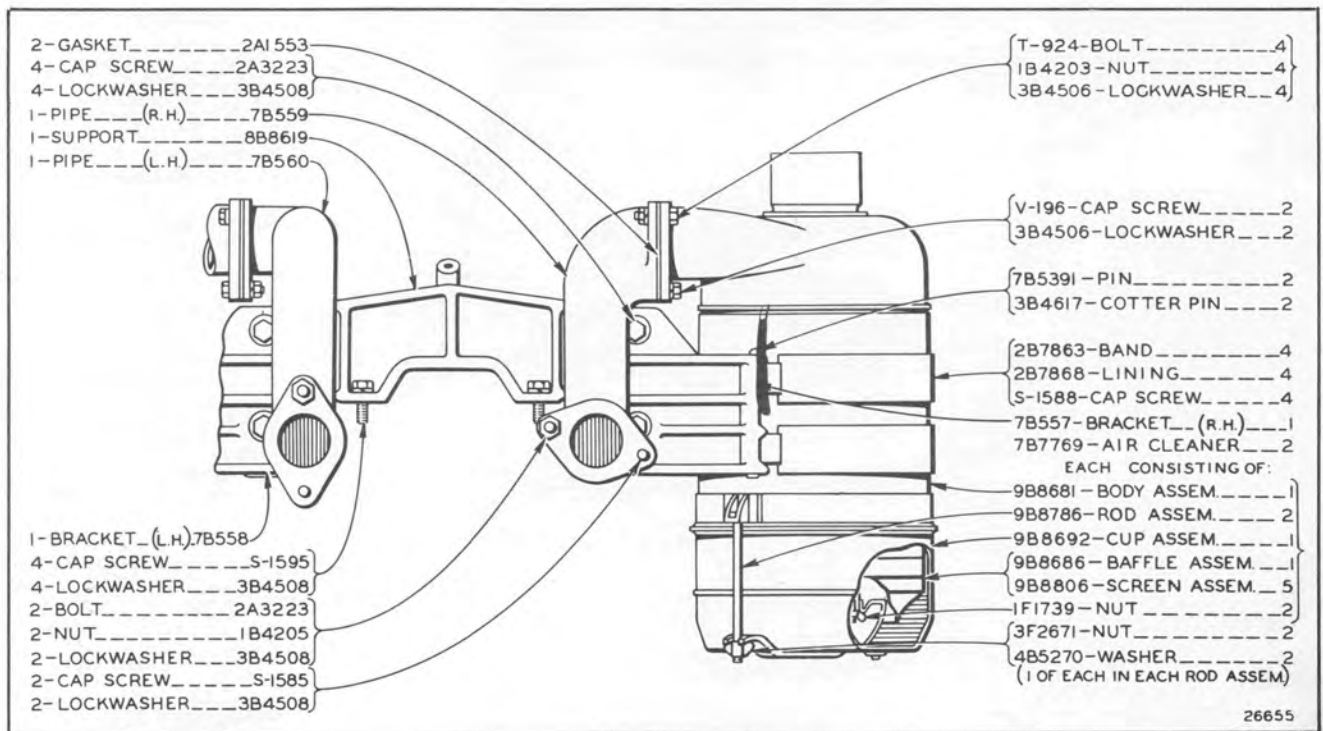
Air Cleaners

Serial No. 9J5144SP to 9J5213SP Inclusive

# CATERPILLAR D17000 DIESEL ENGINE

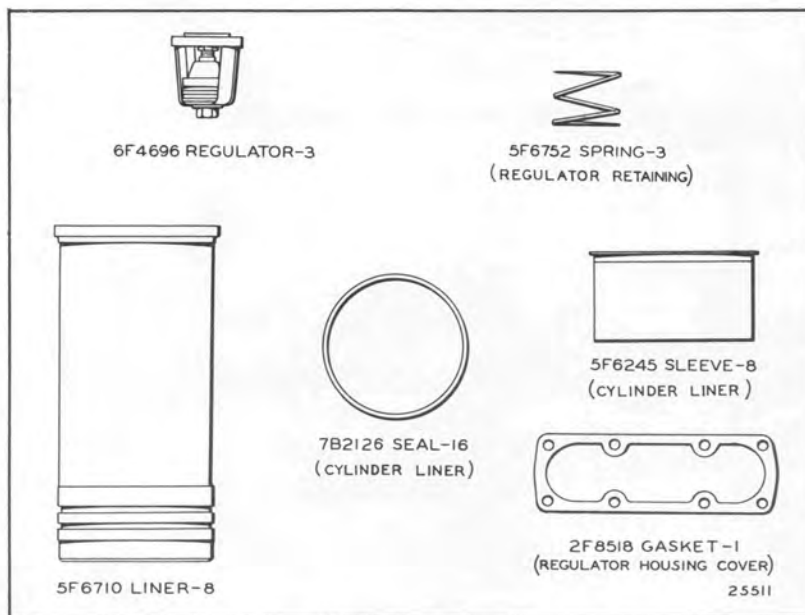
GEG-3861E

Always give engine serial number when ordering parts



## Air Cleaners

Serial No. 9J5214SP to 9J6000SP / 3S1SP to 3S2000 Inclusive and 8S5001-Up



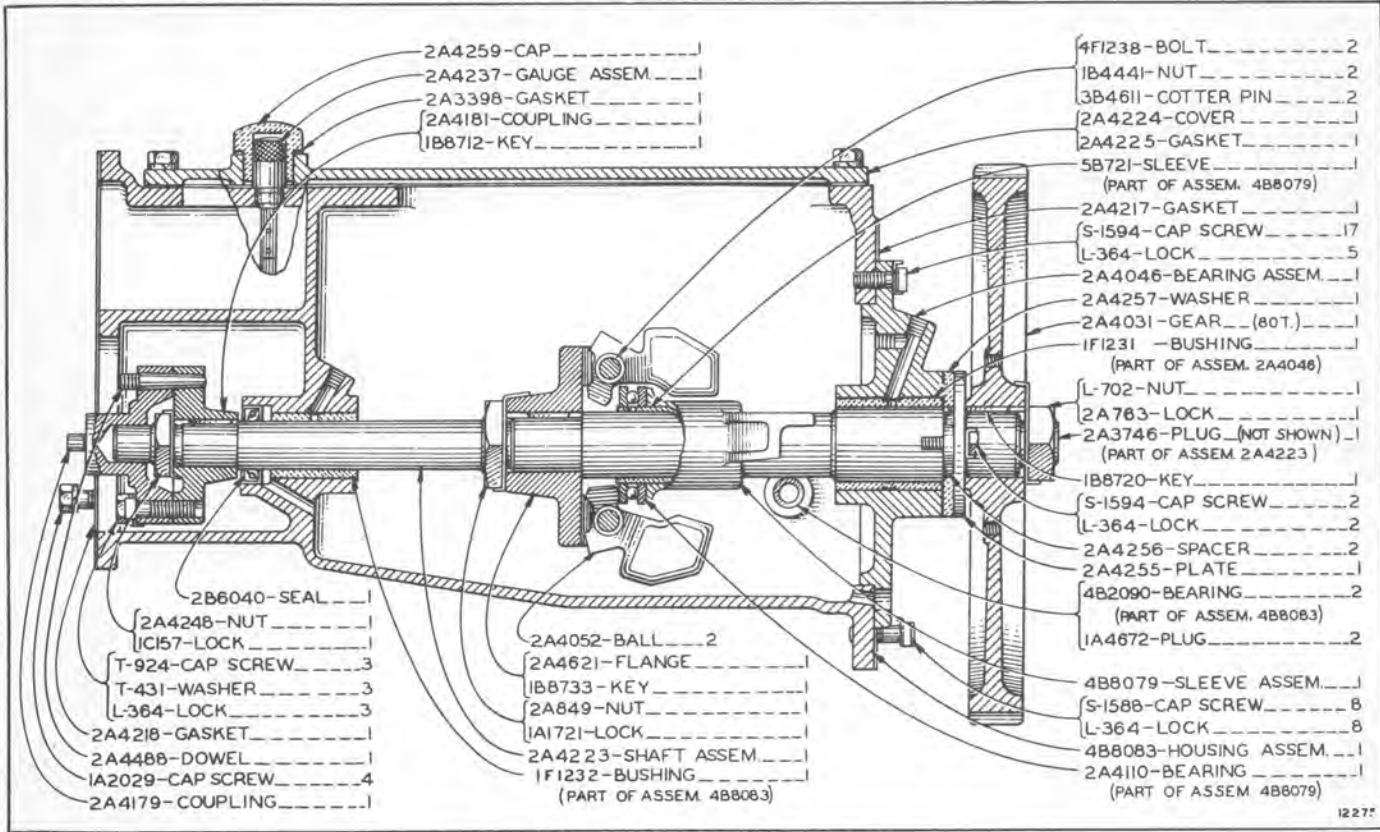
## 6F5252 Cylinder Liner and Ring Group

Effective with Serial No. 8S6184

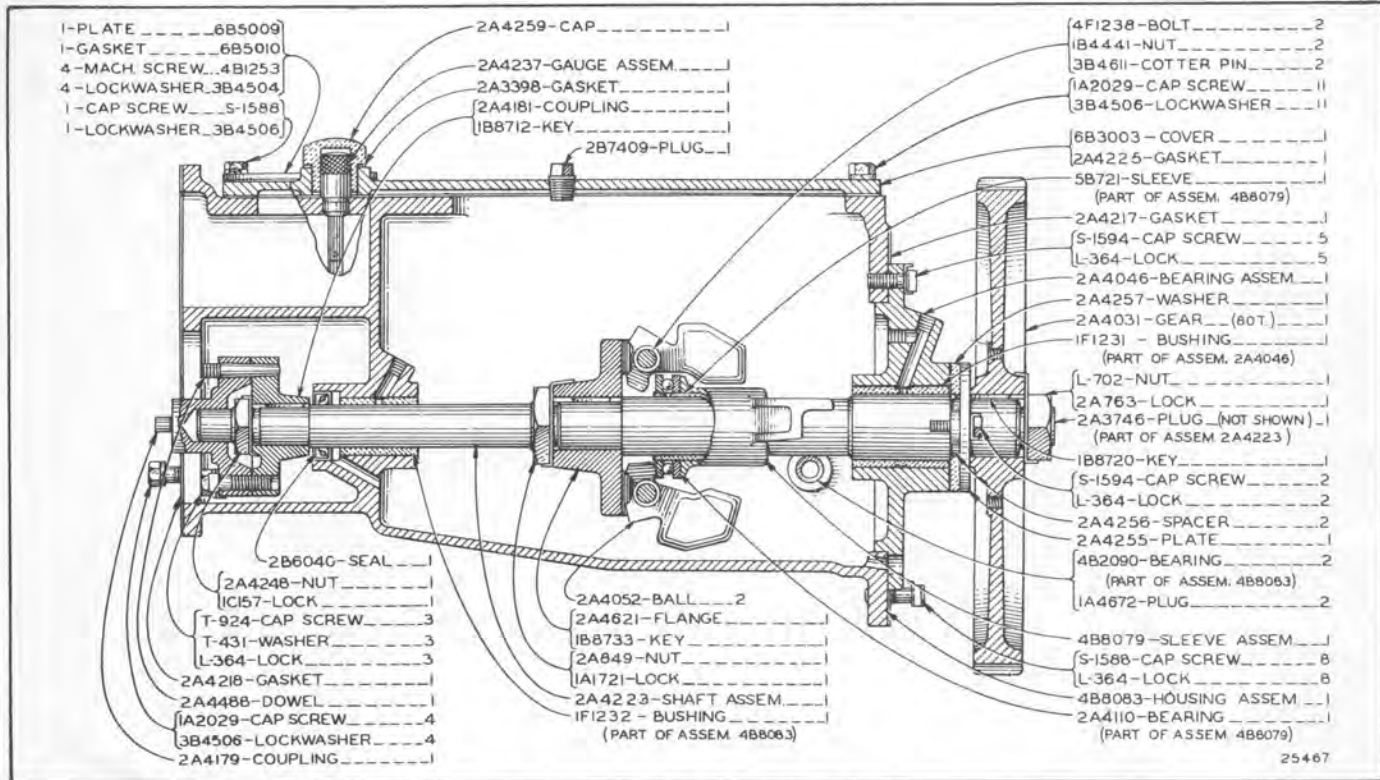
*Discontinued*

**CATERPILLAR D17000 DIESEL ENGINE**

Always give engine serial number when ordering parts



**Accessory Shaft and Governor**  
 Serial No. 9J5144SP to 9J5158SP Inclusive

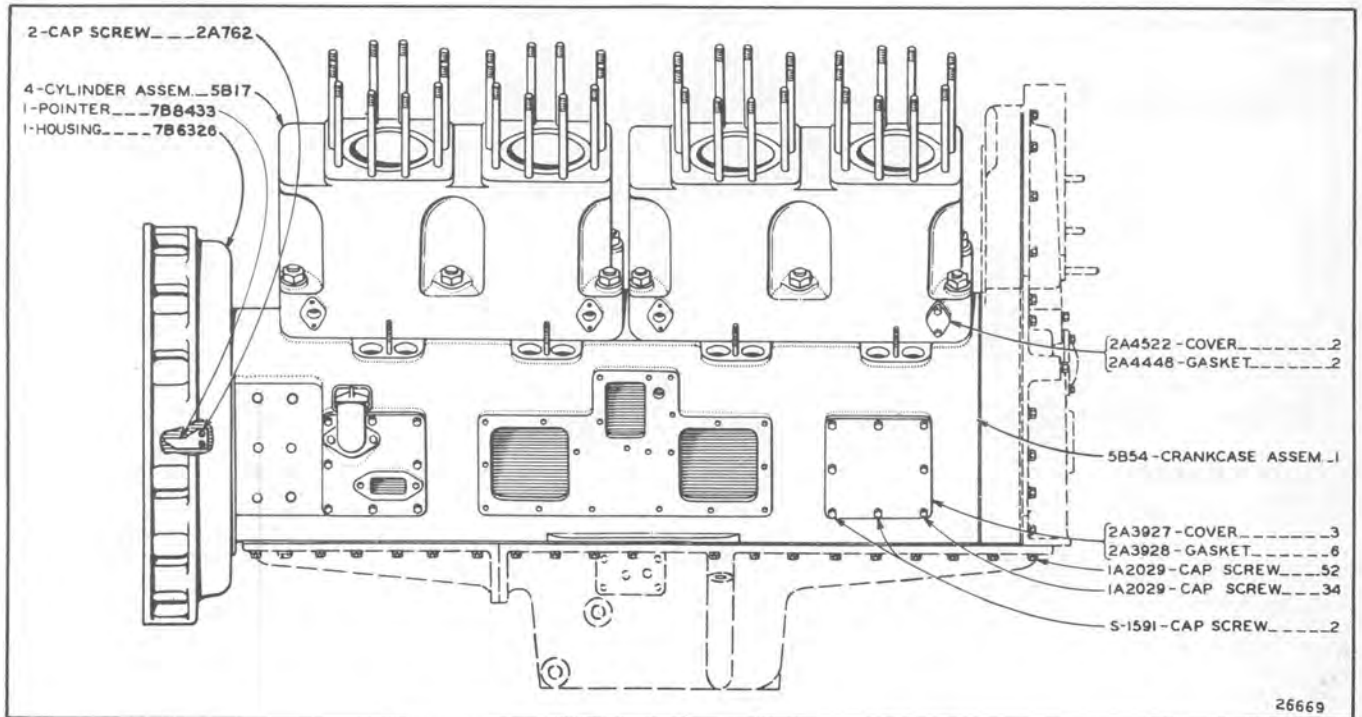


**Accessory Shaft and Governor**  
 Serial No. 9J5159SP to 9J6000SP, 3S1SP to 3S2000 Inclusive and 8S5001-Up

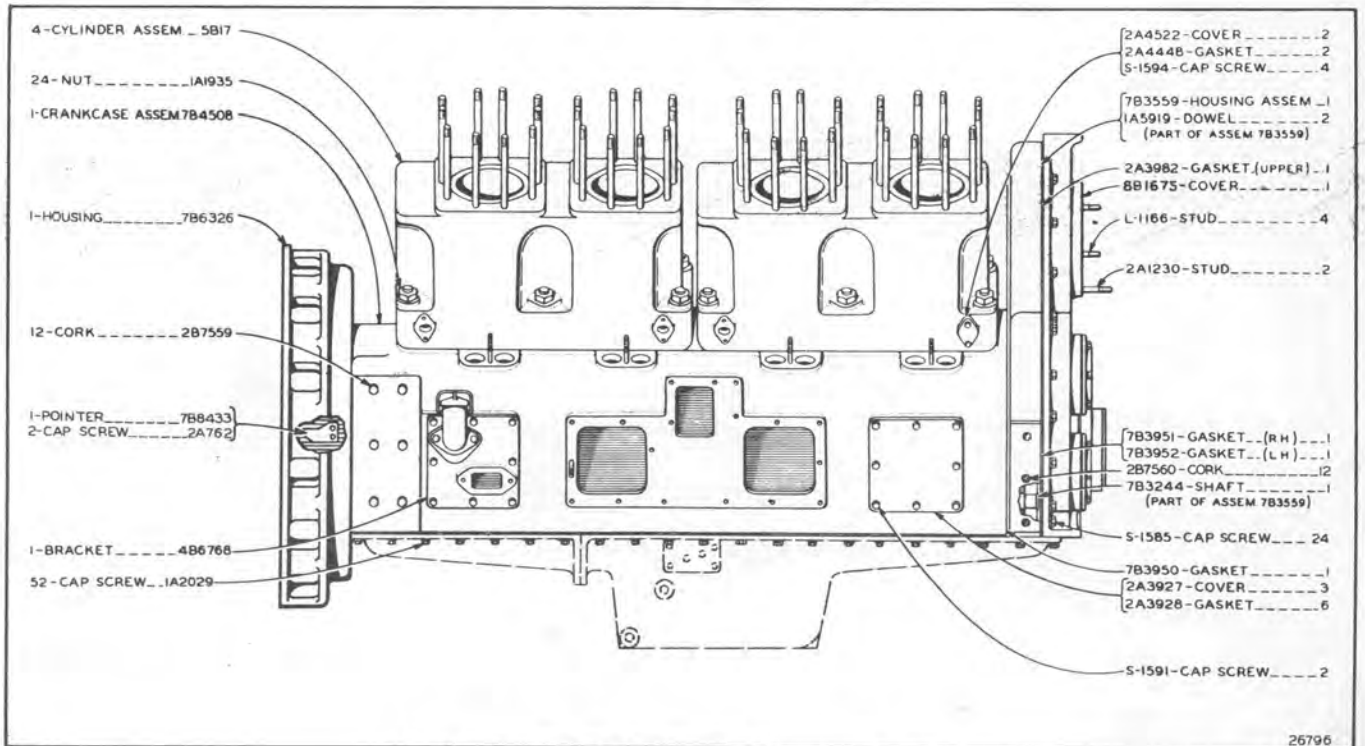
# CATERPILLAR D17000 DIESEL ENGINE

GEG-3861E

Always give engine serial number when ordering parts



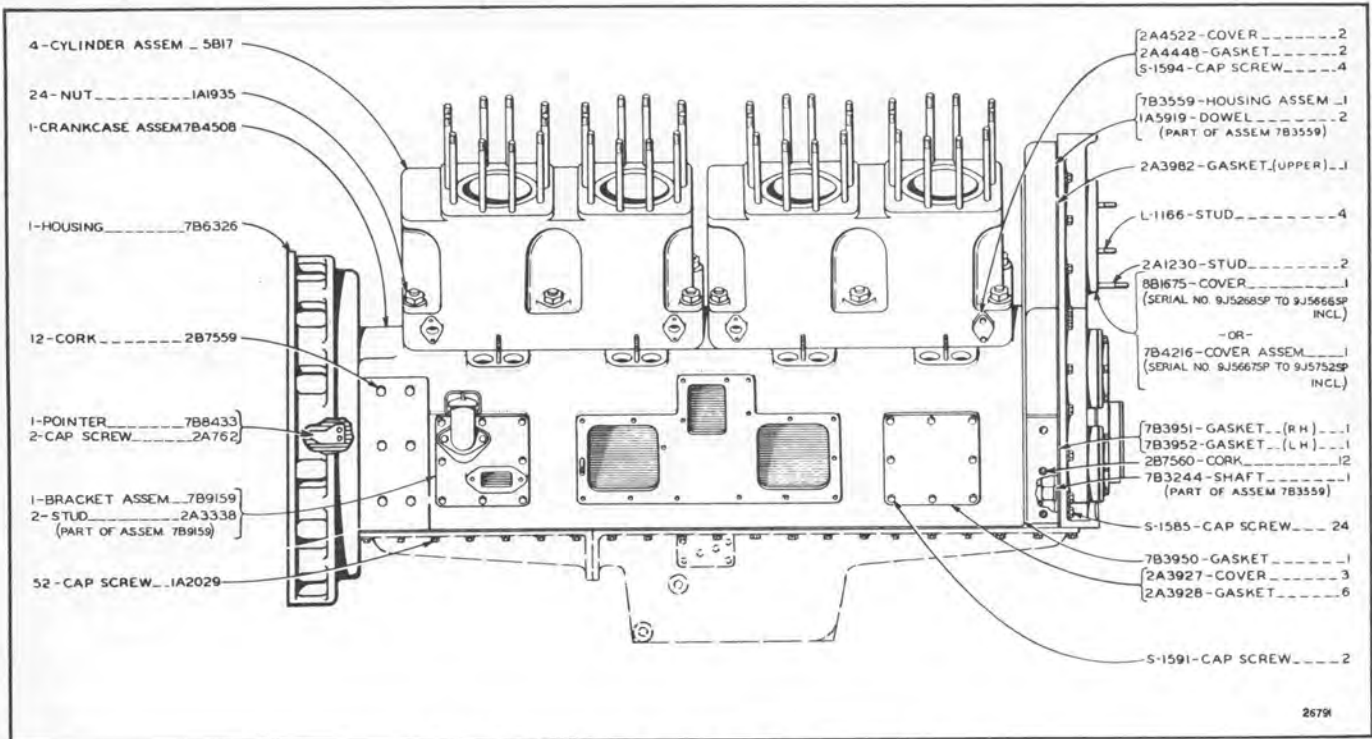
Crankcase, Cylinder Block and Covers—Side View  
Serial No. 9J5144SP to 9J5213SP Inclusive



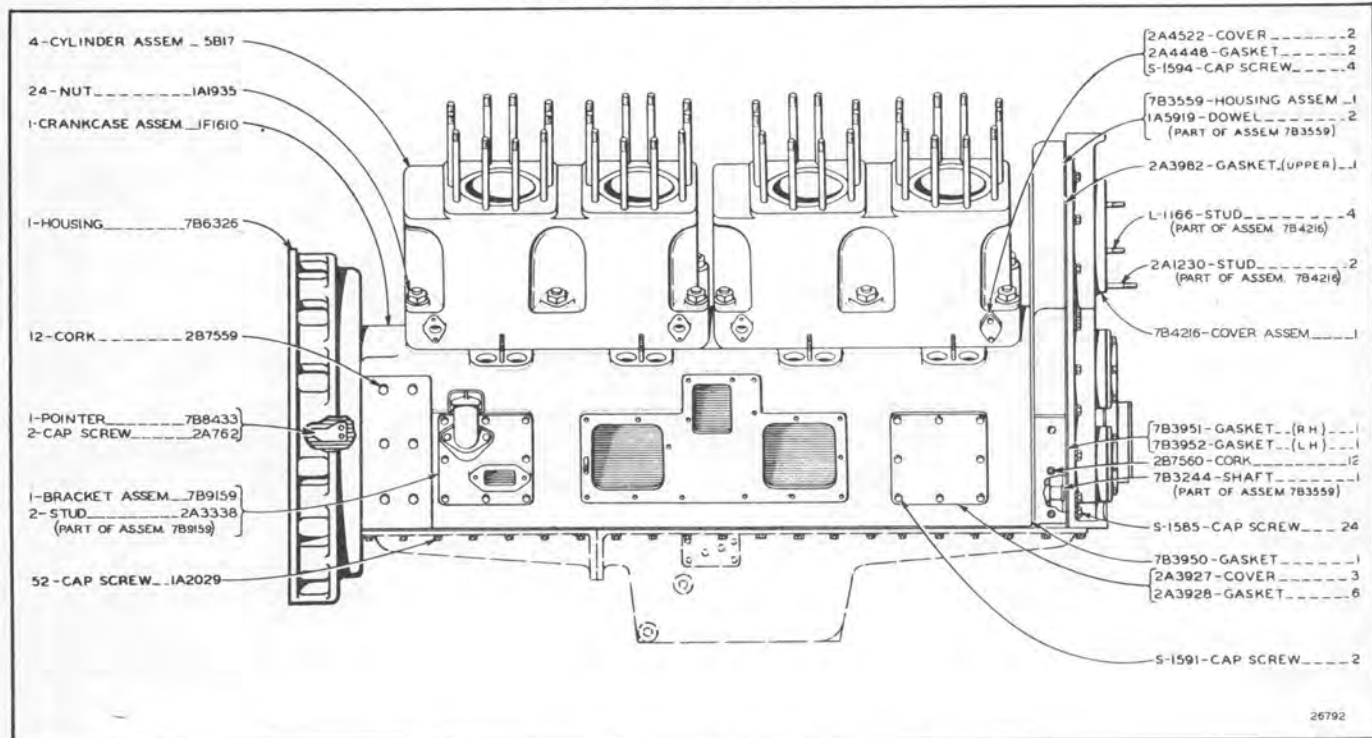
Crankcase, Cylinder Block and Covers—Side View  
Serial No. 9J5214SP to 9J5267SP Inclusive

# CATERPILLAR D17000 DIESEL ENGINE

Always give engine serial number when ordering parts



Crankcase, Cylinder Block and Covers—Side View  
Serial No. 9J5268SP to 9J5752SP Inclusive



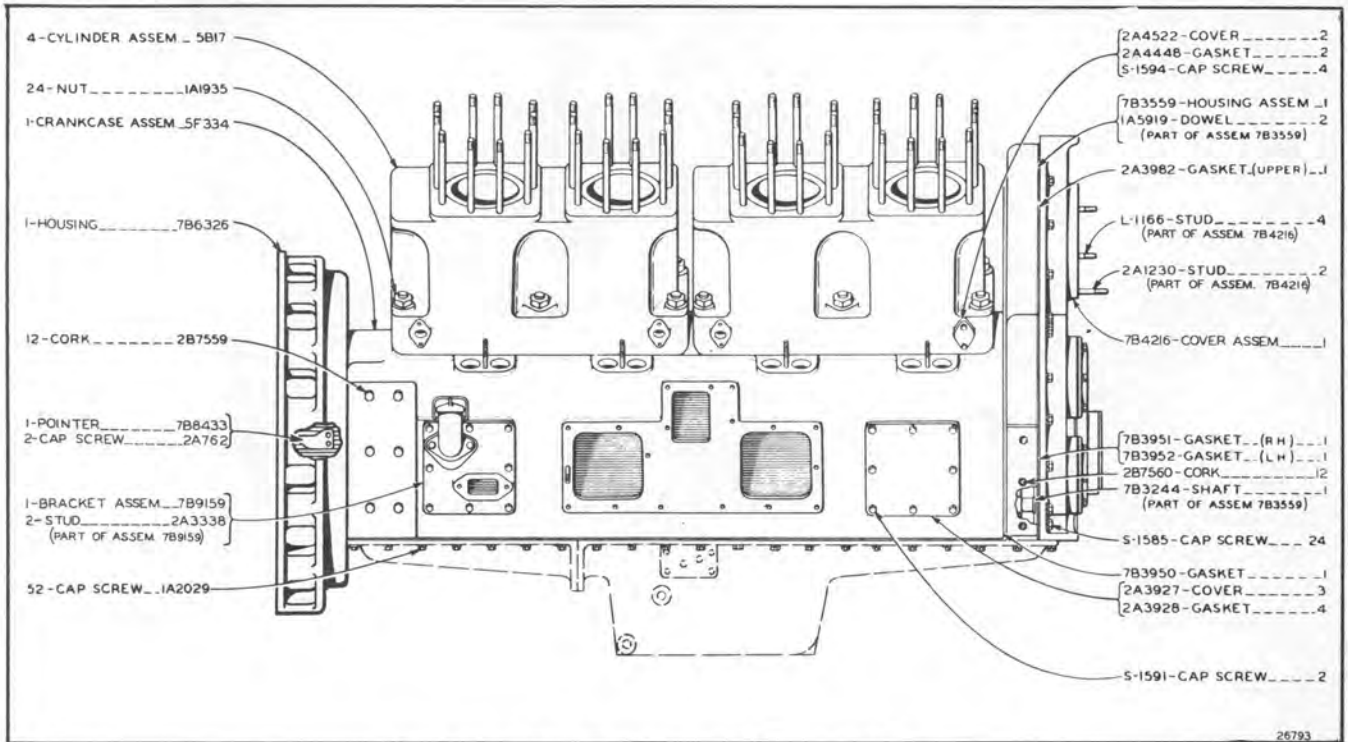
Crankcase, Cylinder Block and Covers—Side View  
Serial No. 9J5753SP to 9J6000SP and 3S1SP to 3S1856 Inclusive

*Loco #1*

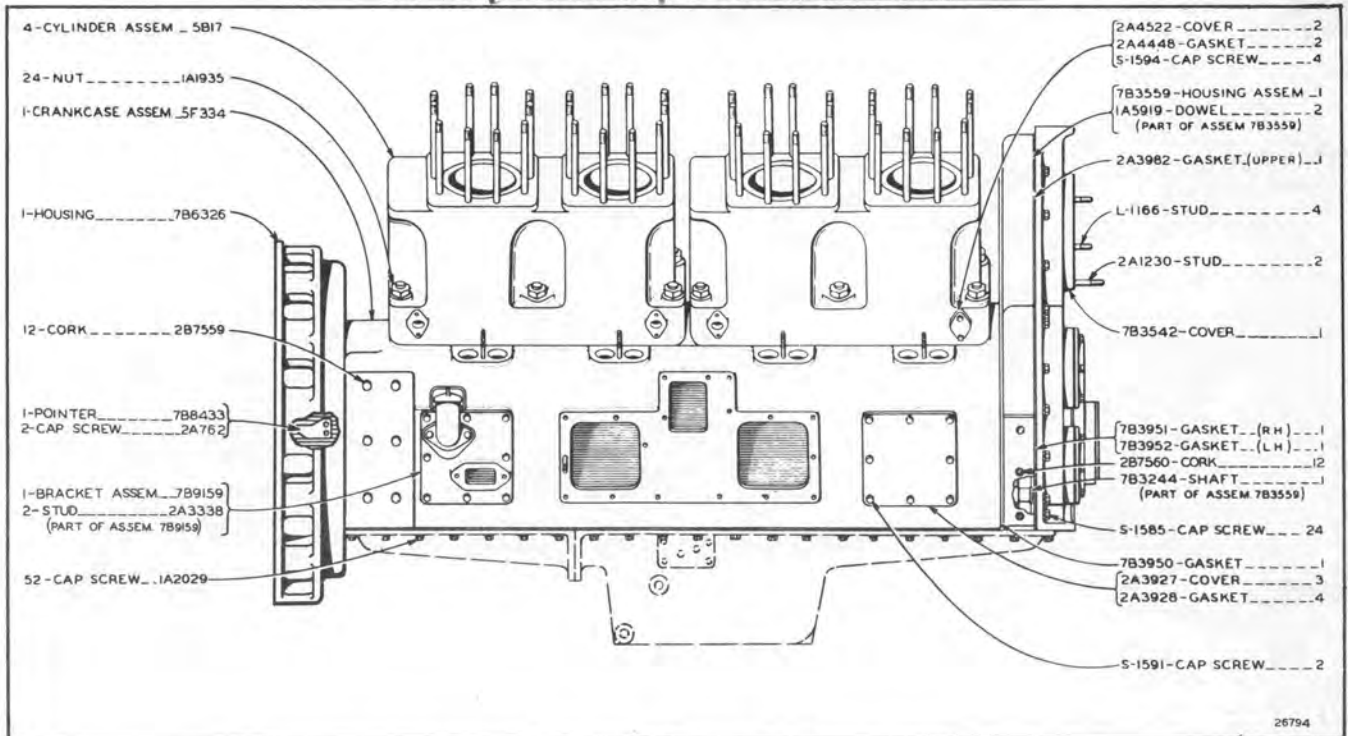
# CATERPILLAR D17000 DIESEL ENGINE

GEG-3861E

Always give engine serial number when ordering parts



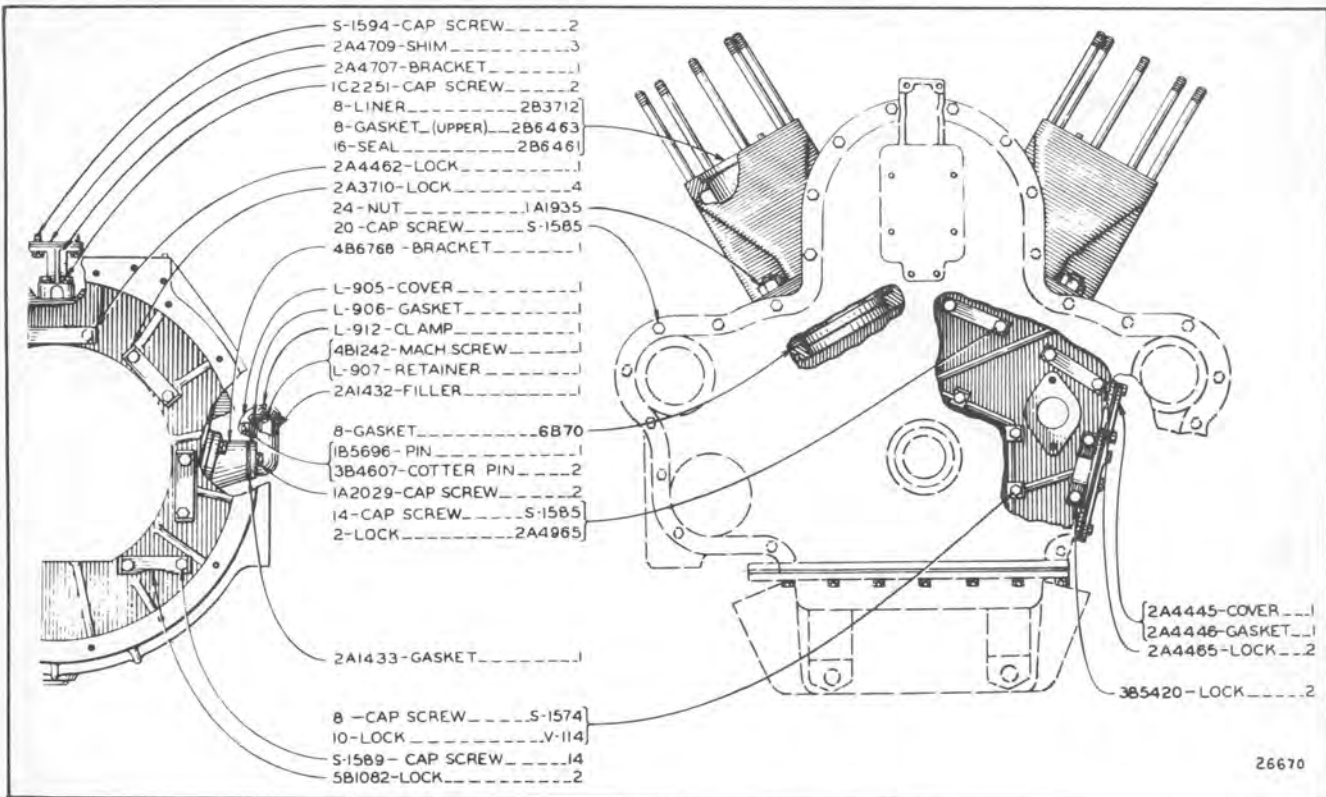
Crankcase, Cylinder Block and Covers—Side View  
Serial No. 3S1857 to 3S2000 and 8S5001 to 8S6183 Inclusive



Crankcase, Cylinder Block and Covers—Side View  
Effective with Serial No. 8S6184

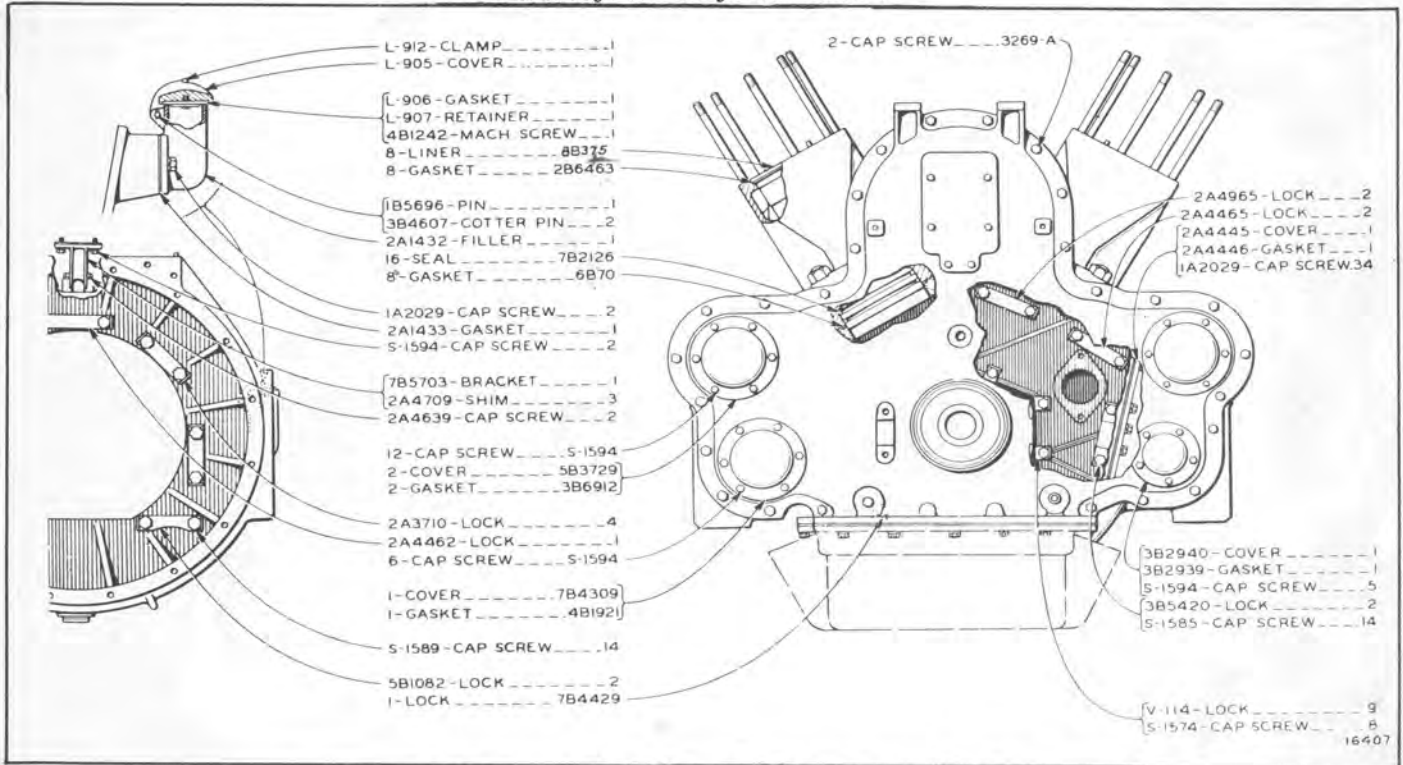
### CATERPILLAR D17000 DIESEL ENGINE

Always give engine serial number when ordering parts



Crankcase, Cylinder Block and Covers—End View

Serial No. 9J5144SP to 9J5213SP Inclusive



Crankcase, Cylinder Block and Covers—End View

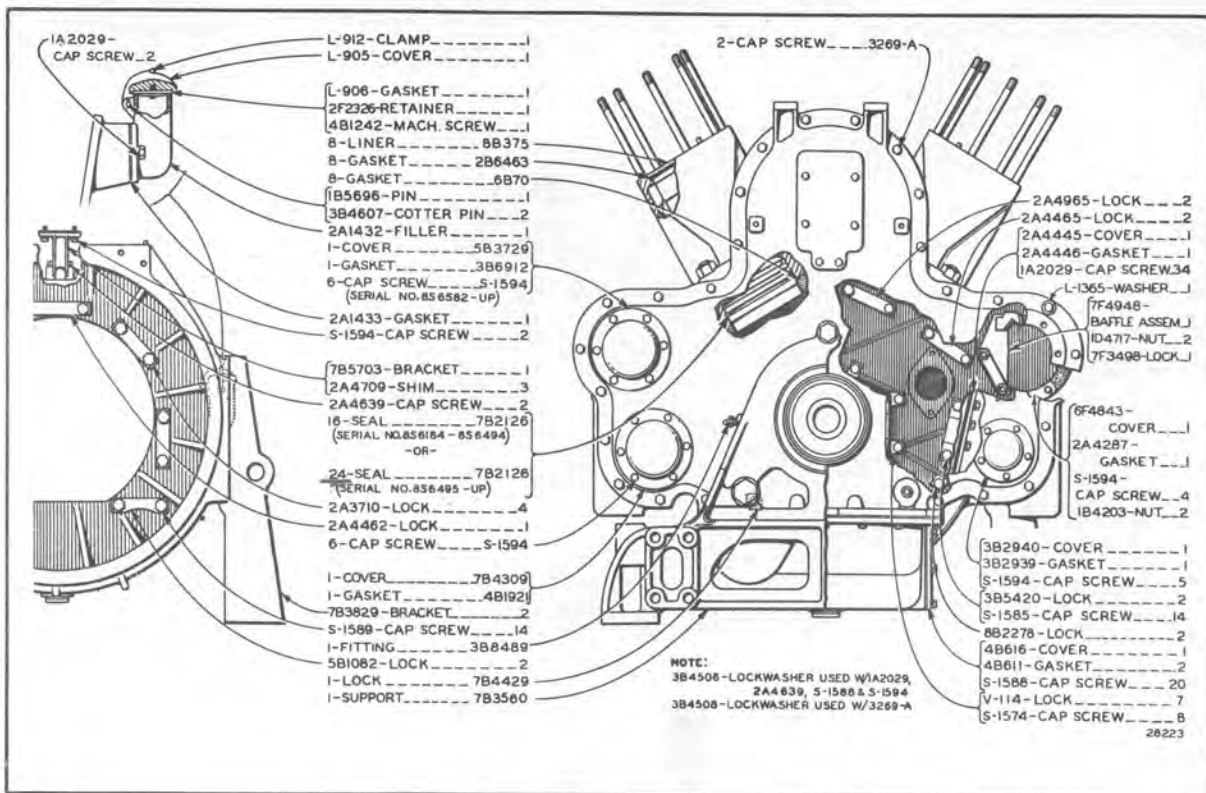
Serial No. 9J5214SP to 9J6000SP, 3S1SP to 3S2000 and 8S5001 to 8S6183 Inclusive



# CATERPILLAR D17000 DIESEL ENGINE

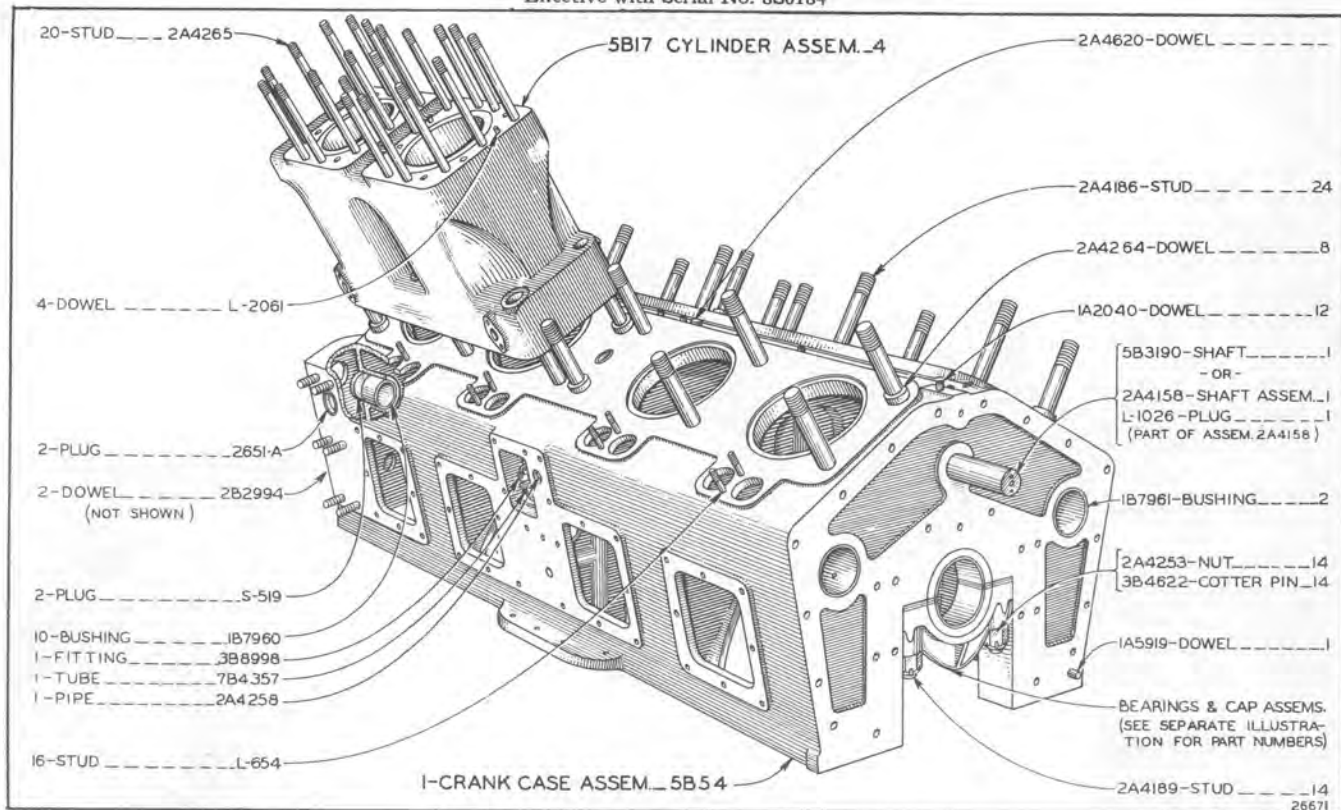
GEG-3861E

Always give engine serial number when ordering parts



## Crankcase, Cylinder Block and Covers—End View

Effective with Serial No. 8S6184

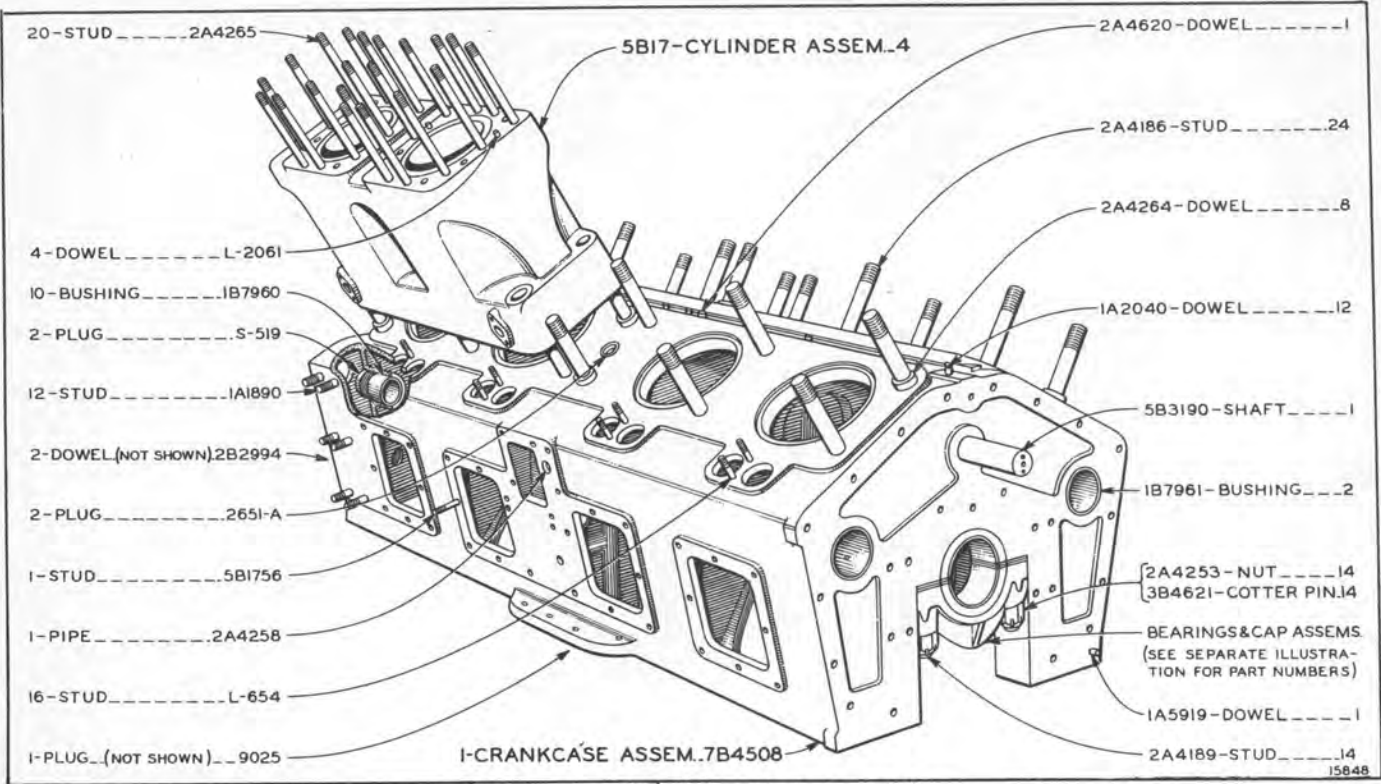


## Crankcase and Cylinder Block Assemblies

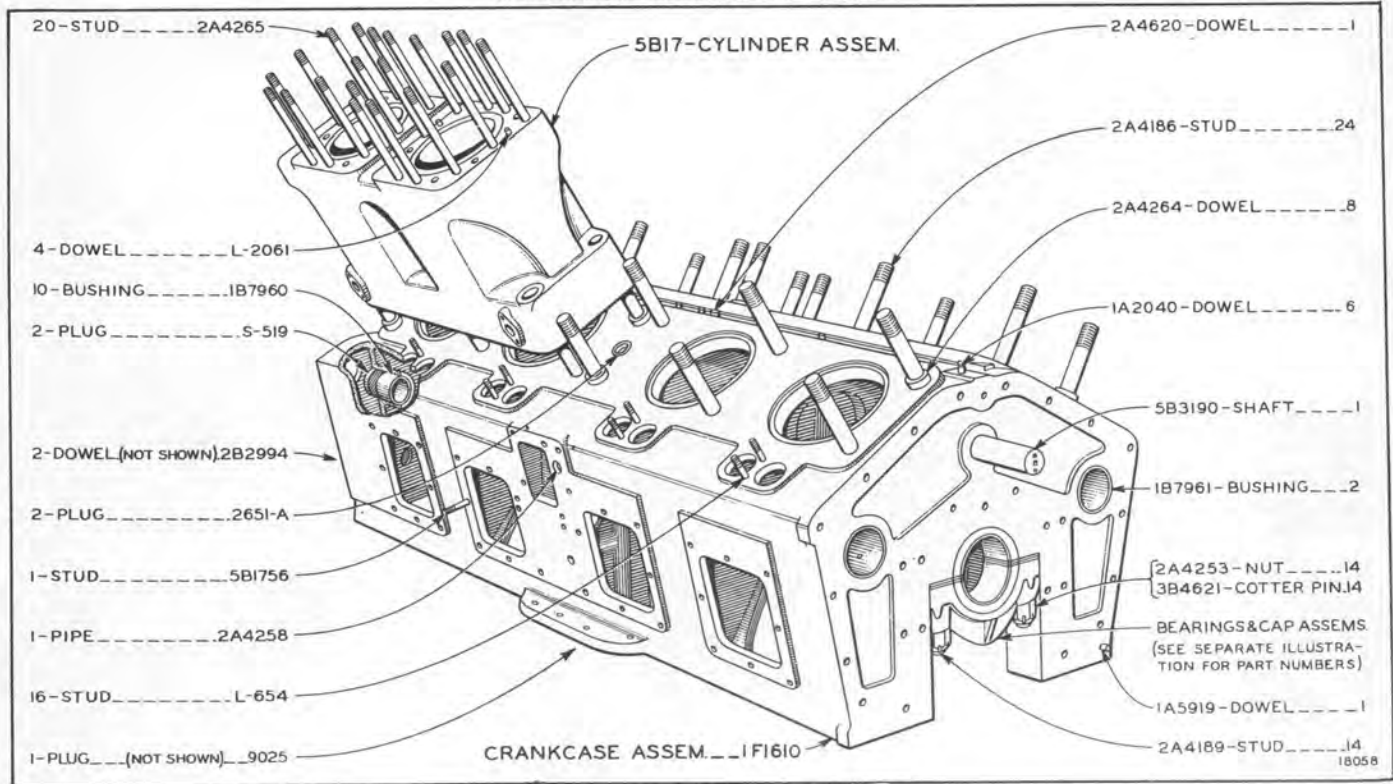
Serial No. 9J5144SP to 9J5213SP Inclusive

**CATERPILLAR D17000 DIESEL ENGINE**

Always give engine serial number when ordering parts



**Crankcase and Cylinder Block Assemblies**  
Serial No. 9J5214SP to 9J5752SP Inclusive



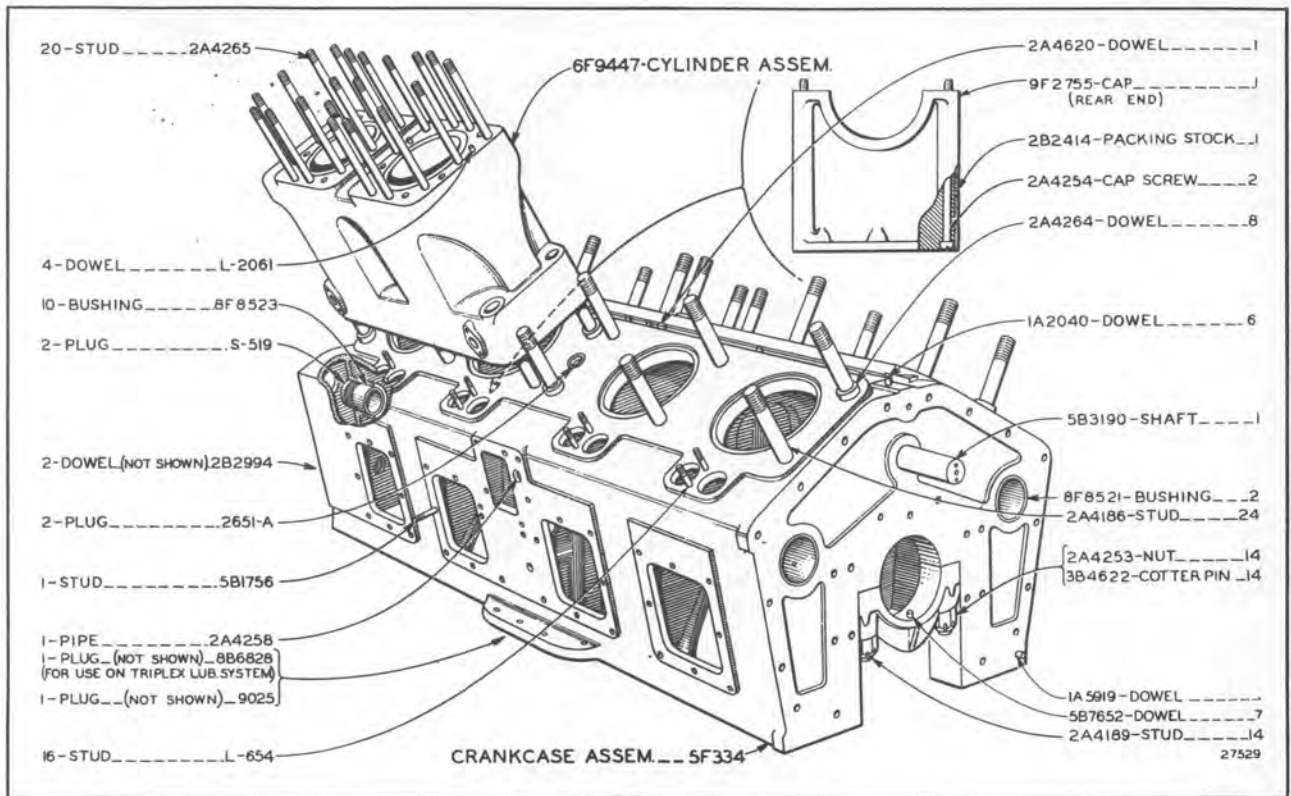
**Crankcase and Cylinder Block Assemblies**  
Serial No. 9J5753SP to 9J6000SP and 3S1SP to 3S1856 Inclusive

*Loco #1*

# CATERPILLAR D17000 DIESEL ENGINE

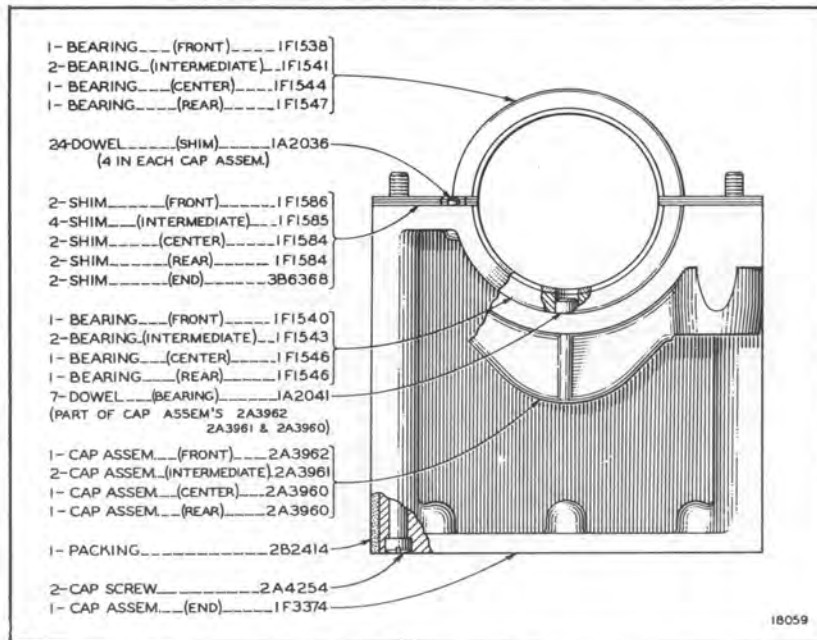
GEG-3861E

Always give engine serial number when ordering parts



**Crankcase and Cylinder Block Assemblies**  
Serial No. 3S1857 to 3S2000 Inclusive and 8S5001-Up

*1000 # 2*

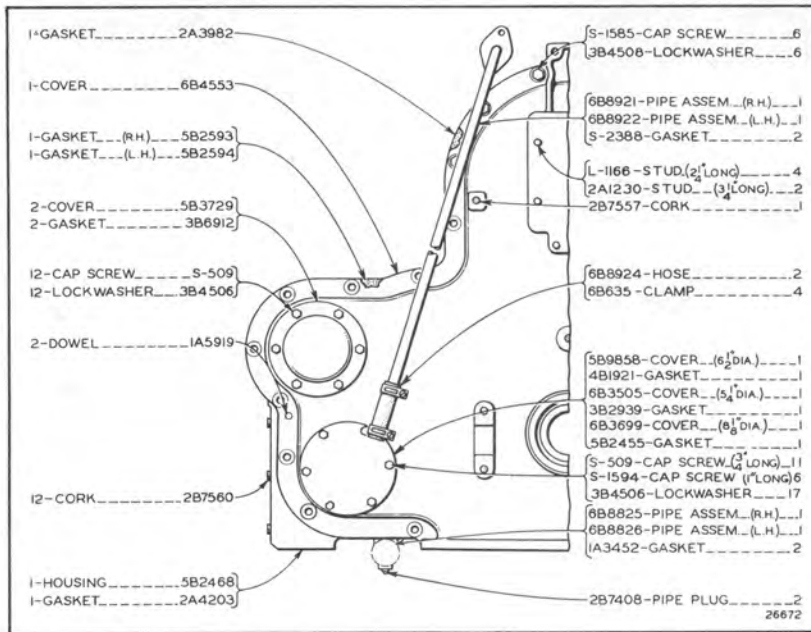


**Crankshaft Bearings and Caps**  
Serial No. 9J5144SP to 9J6000SP and 3S1SP to 3S1856 Inclusive

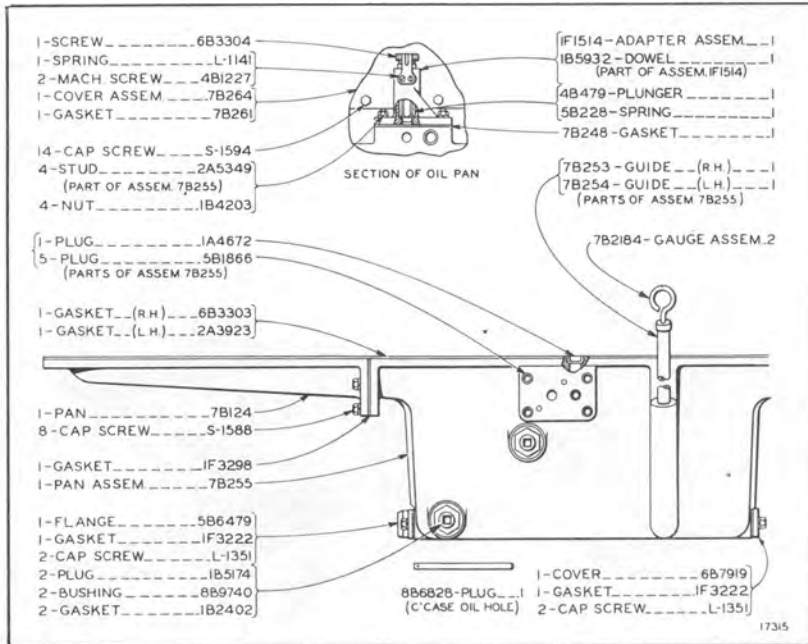
*1000 # 1*

# CATERPILLAR D17000 DIESEL ENGINE

Always give engine serial number when ordering parts

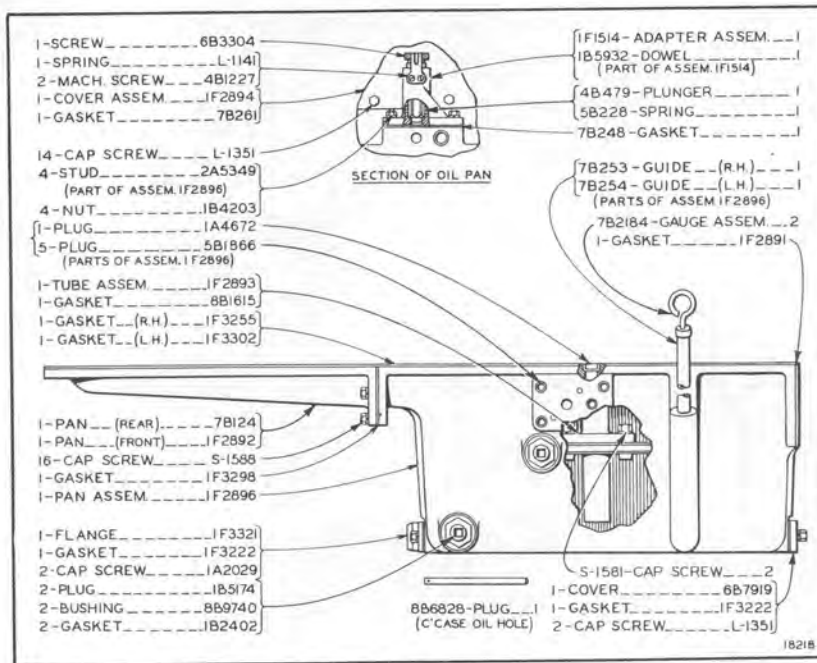


**Timing Gear Housing**  
 Serial No. 9J5144SP to 9J5213SP Inclusive



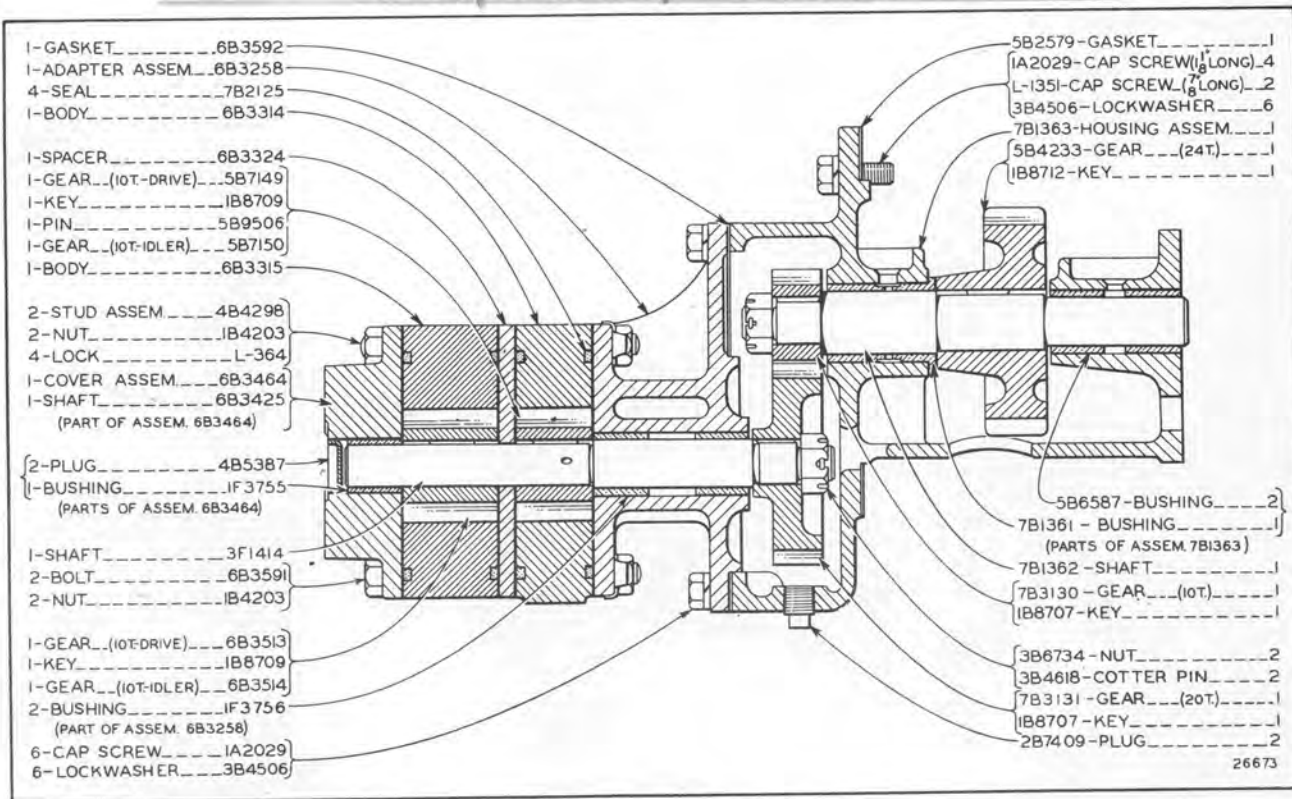
**Oil Pan**  
 Serial No. 9J5144SP to 9J6000SP and 3S1SP to 3S116SP Inclusive

Always give engine serial number when ordering parts



**IF2895 Oil Pan Group**

Serial No. 3S117SP to 3S2000 Inclusive and 8S5001-Up

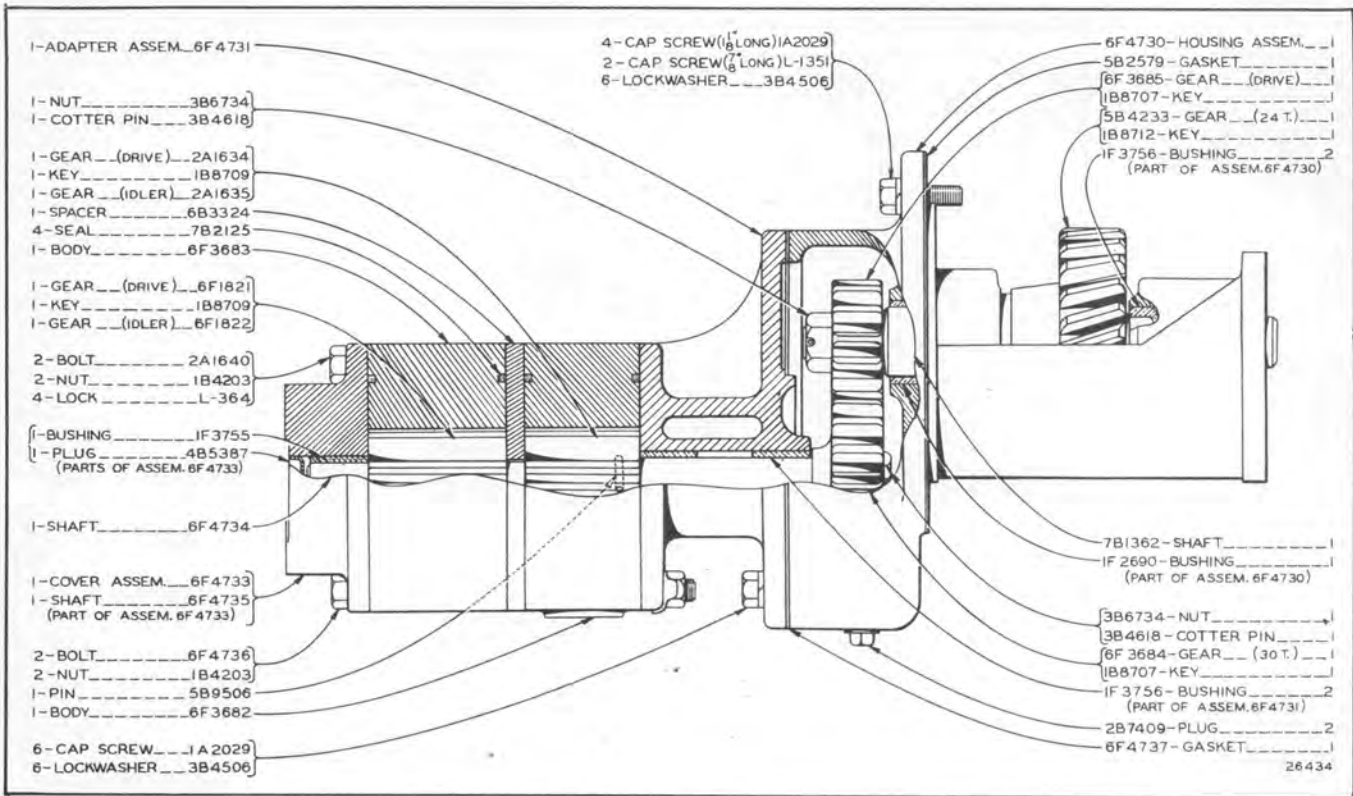


**6B8484 Oil Pump Group**

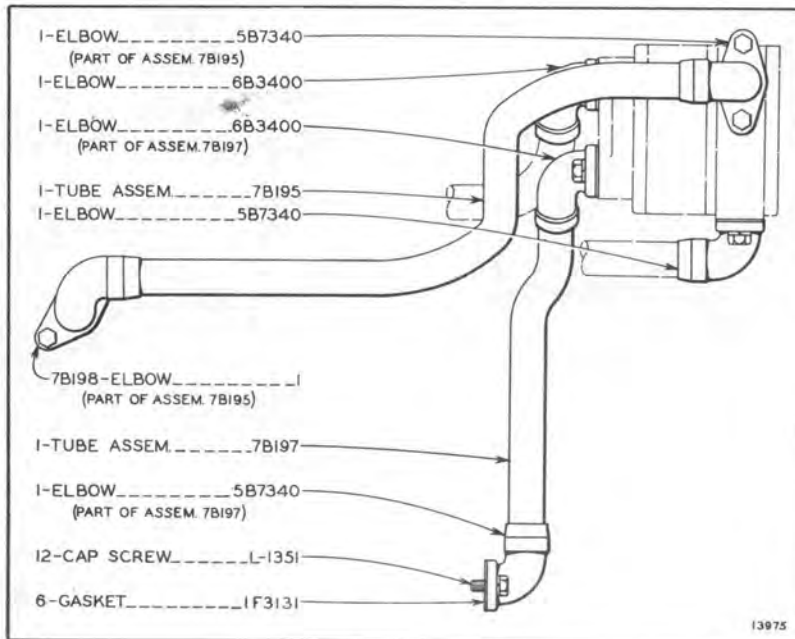
Serial No. 9J5144SP to 9J6000SP, 3S1SP to 3S2000 and 8S5001 to 8S6183 Inclusive

# CATERPILLAR D17000 DIESEL ENGINE

Always give engine serial number when ordering parts



**6F4729 Oil Pump Group**  
 Effective with Serial No. 8S6184

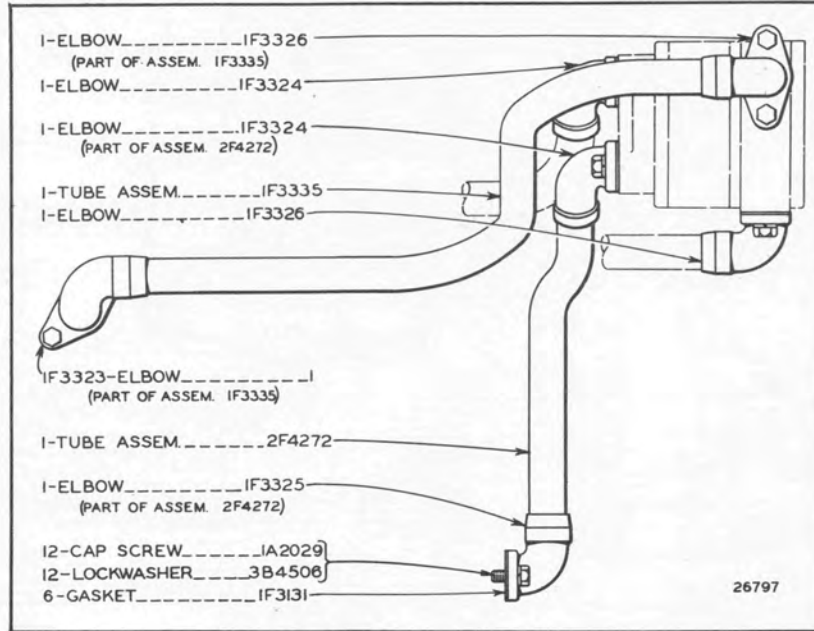


**Oil Pump Lines**  
 Serial No. 9J5144SP to 9J6000SP and 3S1SP to 3S116SP Inclusive

# CATERPILLAR D17000 DIESEL ENGINE

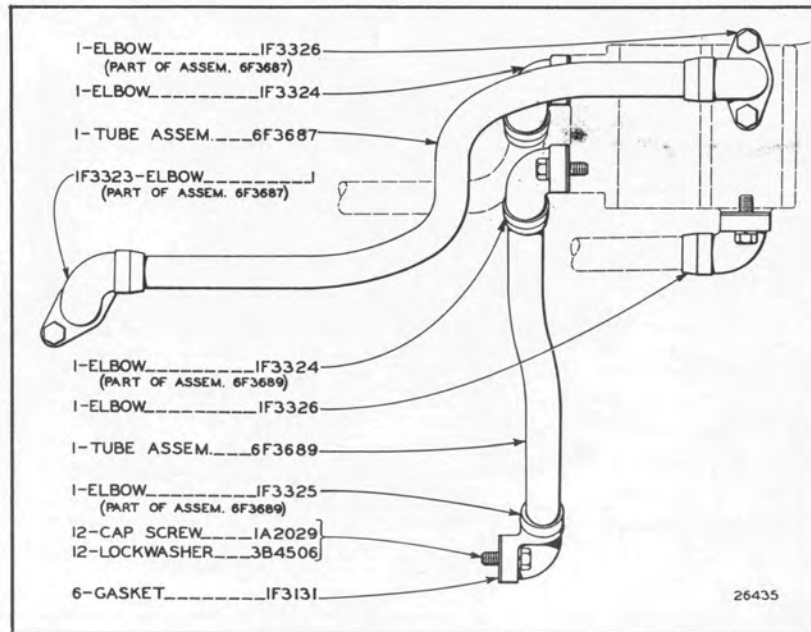
GEG-3861E

Always give engine serial number when ordering parts



## Oil Pump Lines

Serial No. 3S117SP to 3S2000 and 8S5001 to 8S6183 Inclusive

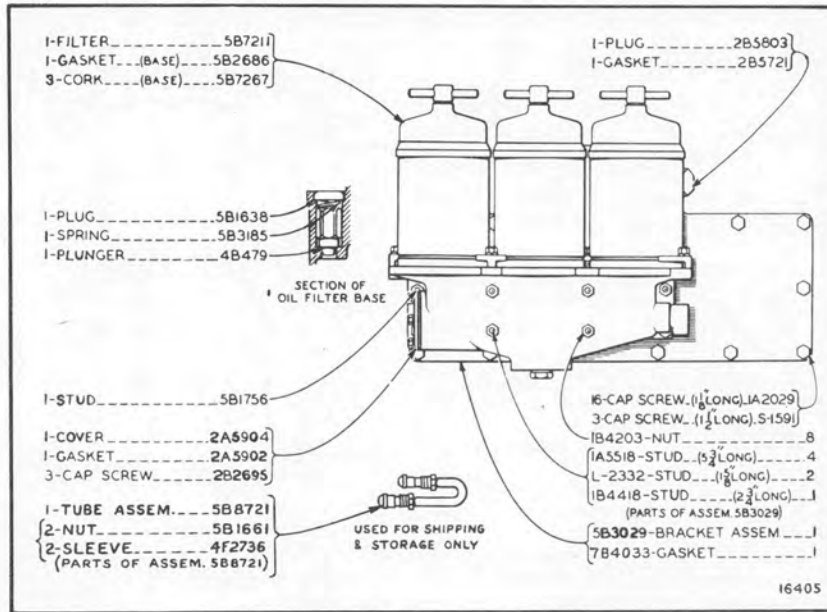


## Oil Pump Lines

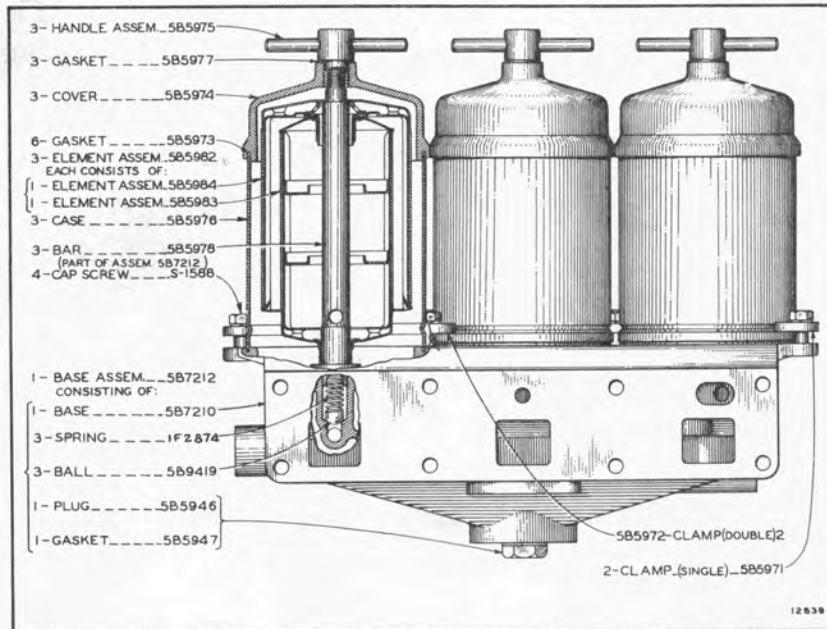
Effective with Serial No. 8S6184

# CATERPILLAR D17000 DIESEL ENGINE

Always give engine serial number when ordering parts



Oil Filter



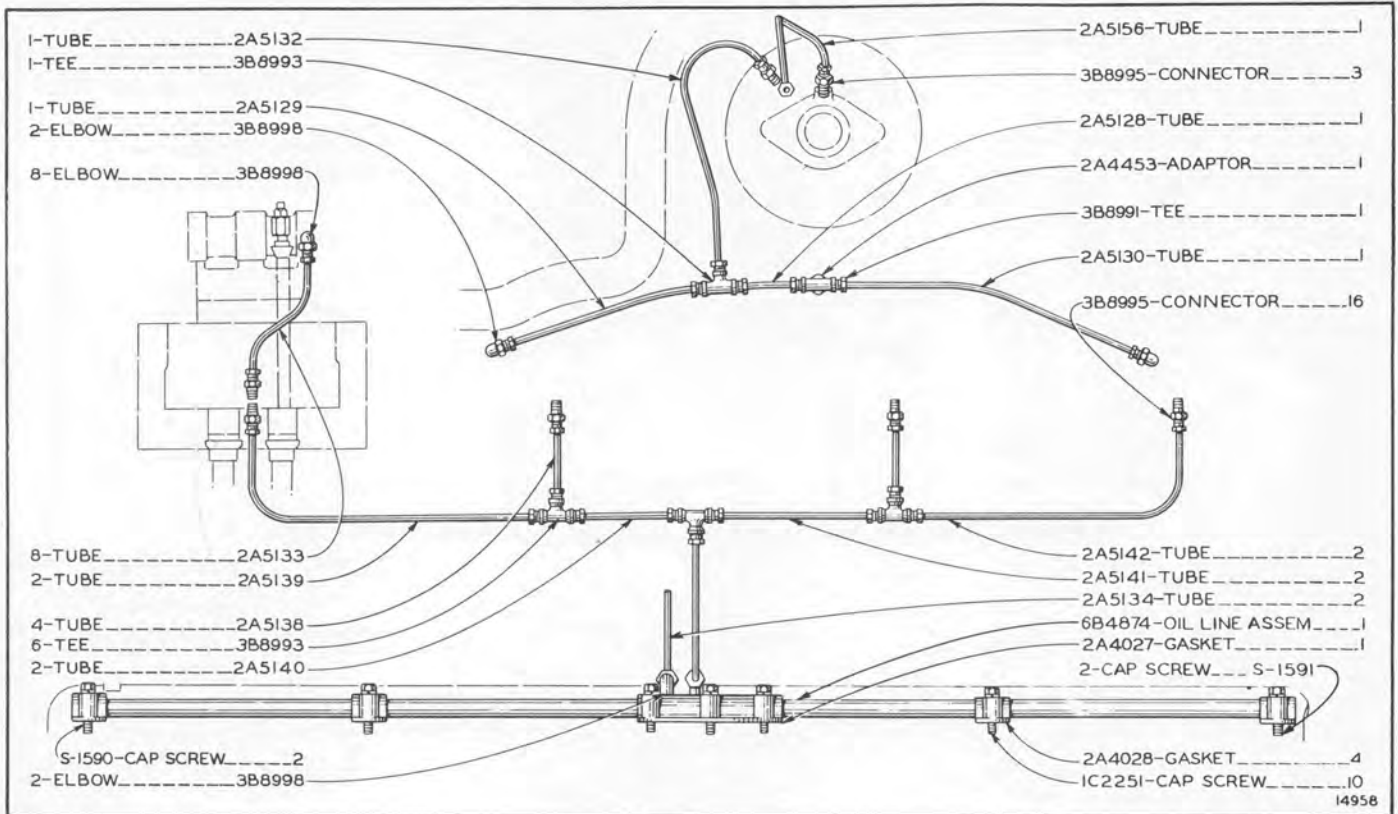
5B7211 Oil Filter



# CATERPILLAR D17000 DIESEL ENGINE

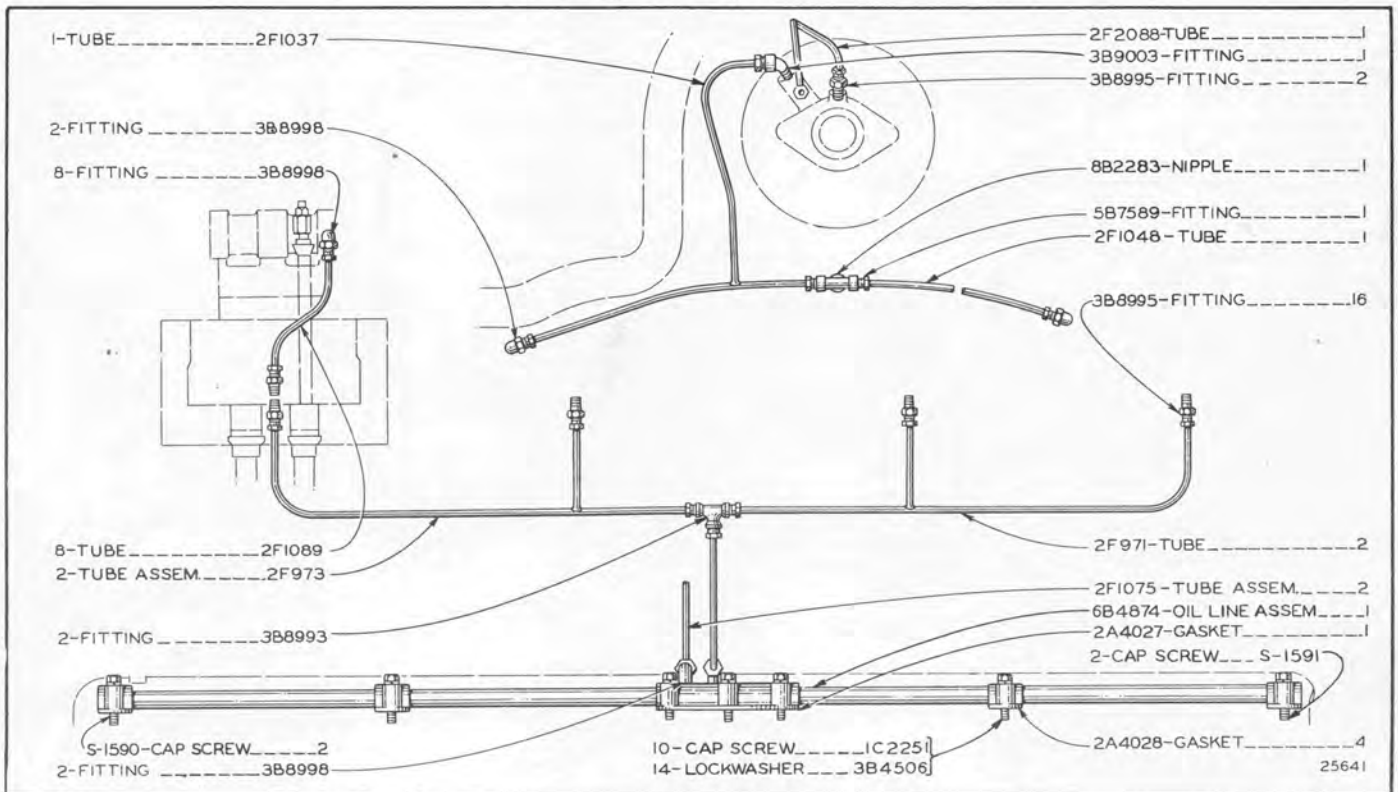
GEG-3861E

Always give engine serial number when ordering parts



## Oil Lines

Serial No. 9J5144SP to 9J5419SP Inclusive

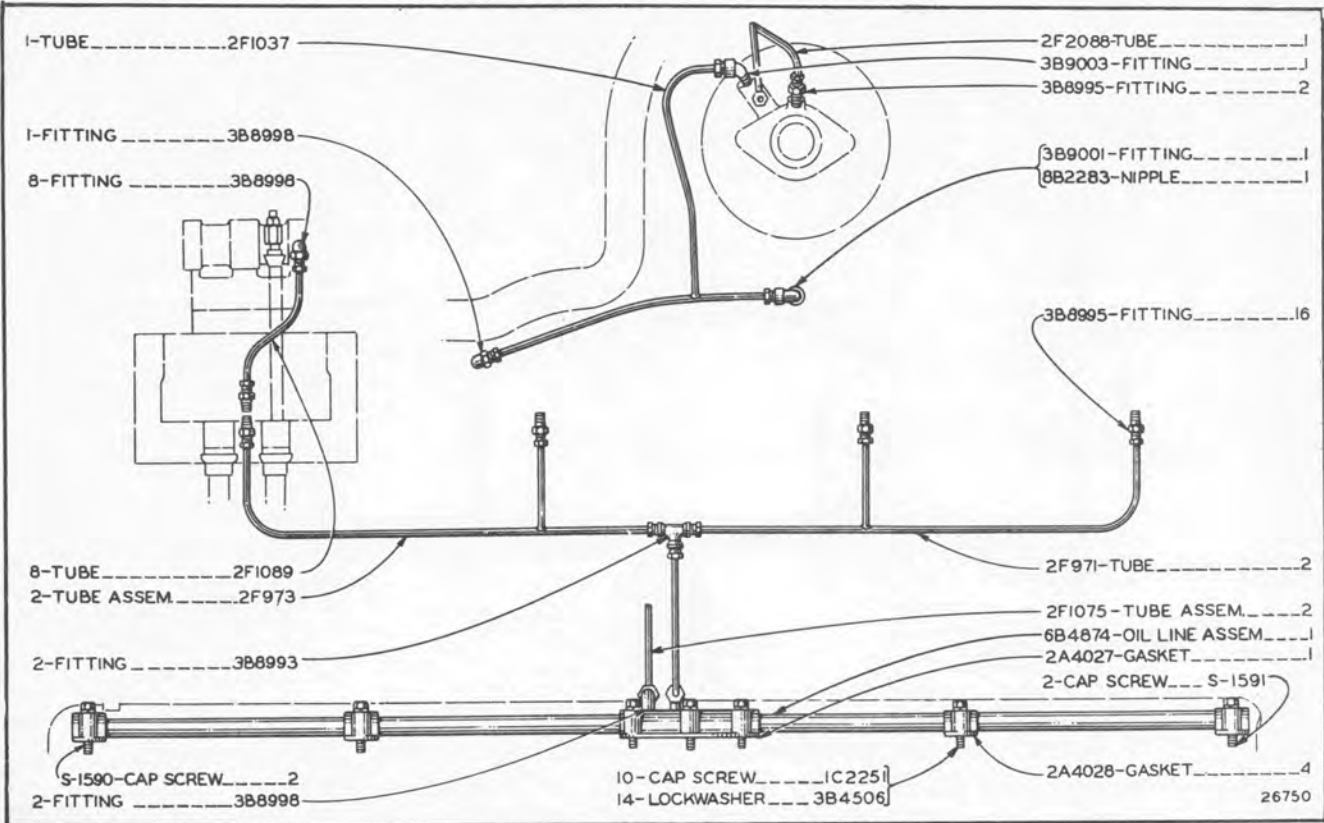


## Oil Lines

Serial No. 9J5420SP to 9J6000SP, 3S1SP to 3S2000 and 8S5001 to 8S6183 Inclusive

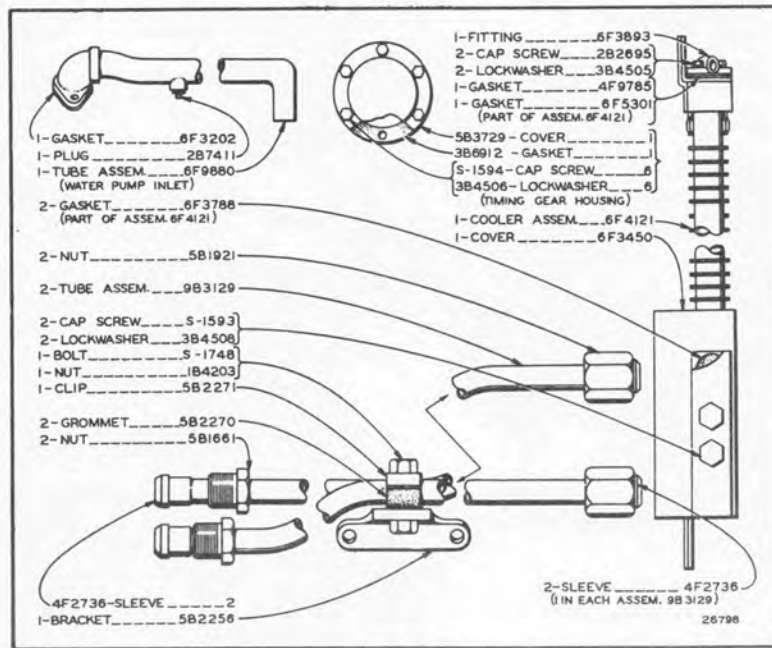
# CATERPILLAR D17000 DIESEL ENGINE

Always give engine serial number when ordering parts



## Oil Lines

Effective with Serial No. 8S6184



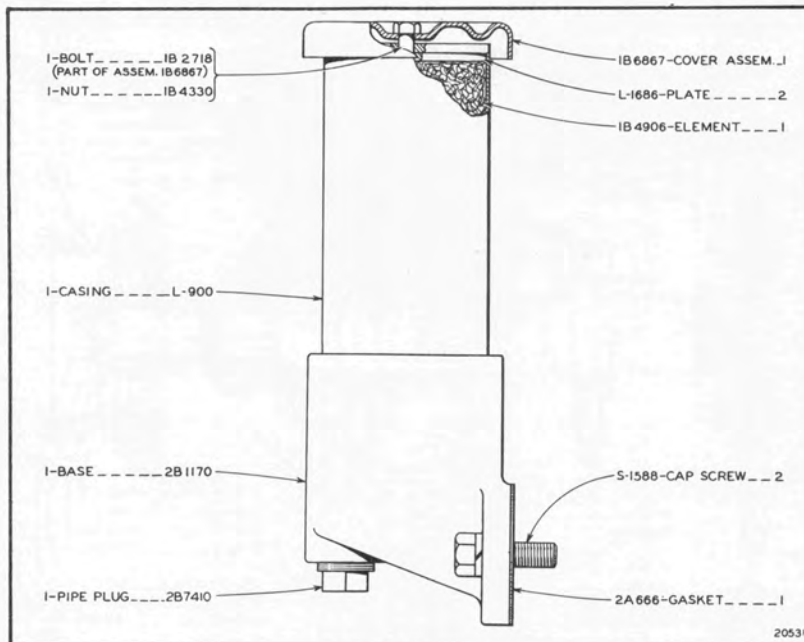
## Oil Cooler

Effective with Serial No. 8S6184

# CATERPILLAR D17000 DIESEL ENGINE

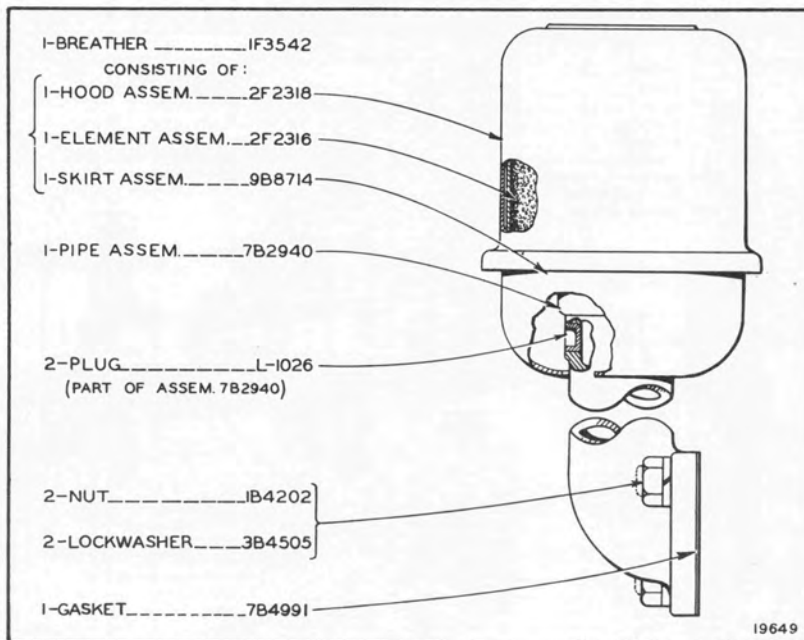
GEG-3861E

Always give engine serial number when ordering parts



## Breather

Serial No. 9J5144SP to 9J5267SP Inclusive

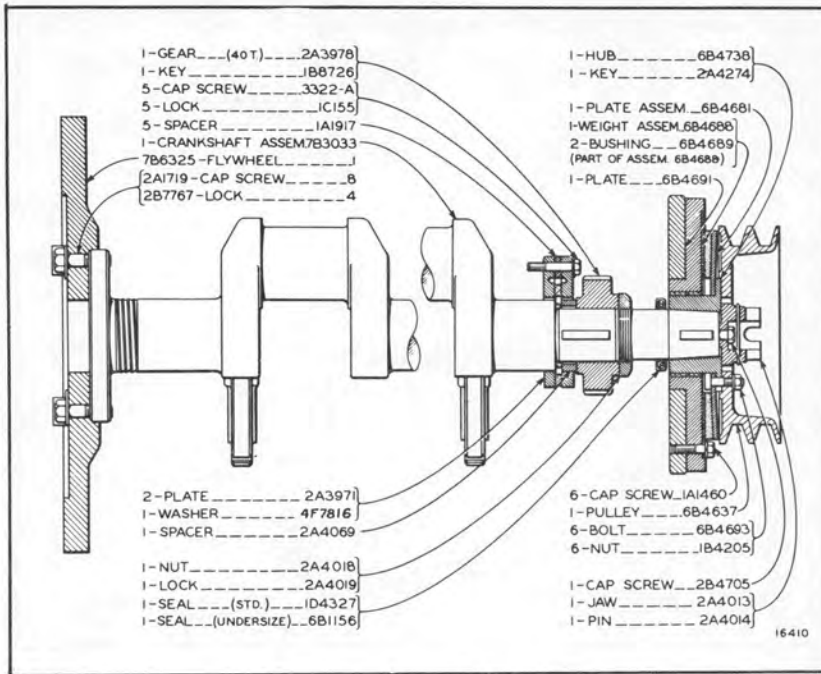


## Breather

Serial No. 9J5268SP to 9J6000SP, 3S1SP to 3S2000 Inclusive and 8S5001-Up

# CATERPILLAR D17000 DIESEL ENGINE

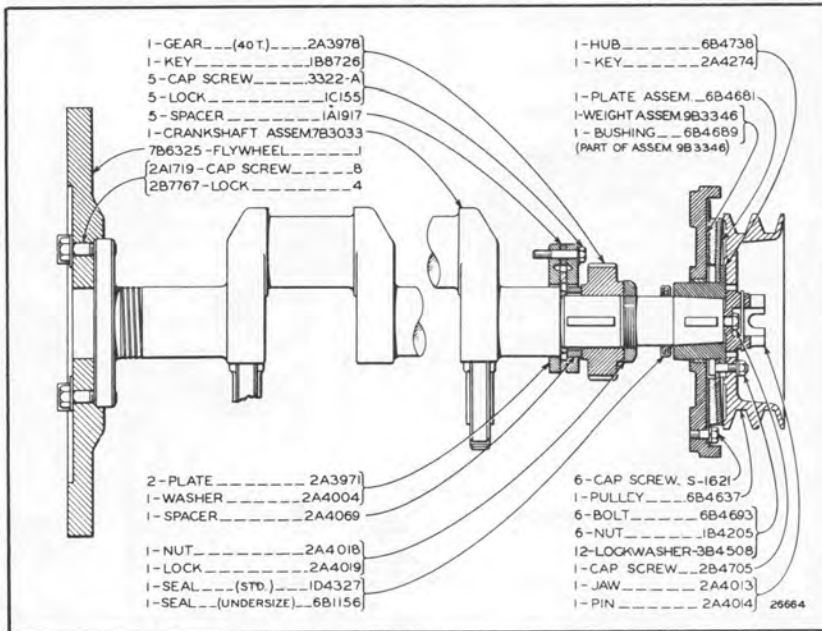
Always give engine serial number when ordering parts



## Crankshaft

Serial No. 9J5667SP to 9J6000SP and 3S1SP to 3S1856 Inclusive

*Loco #1*



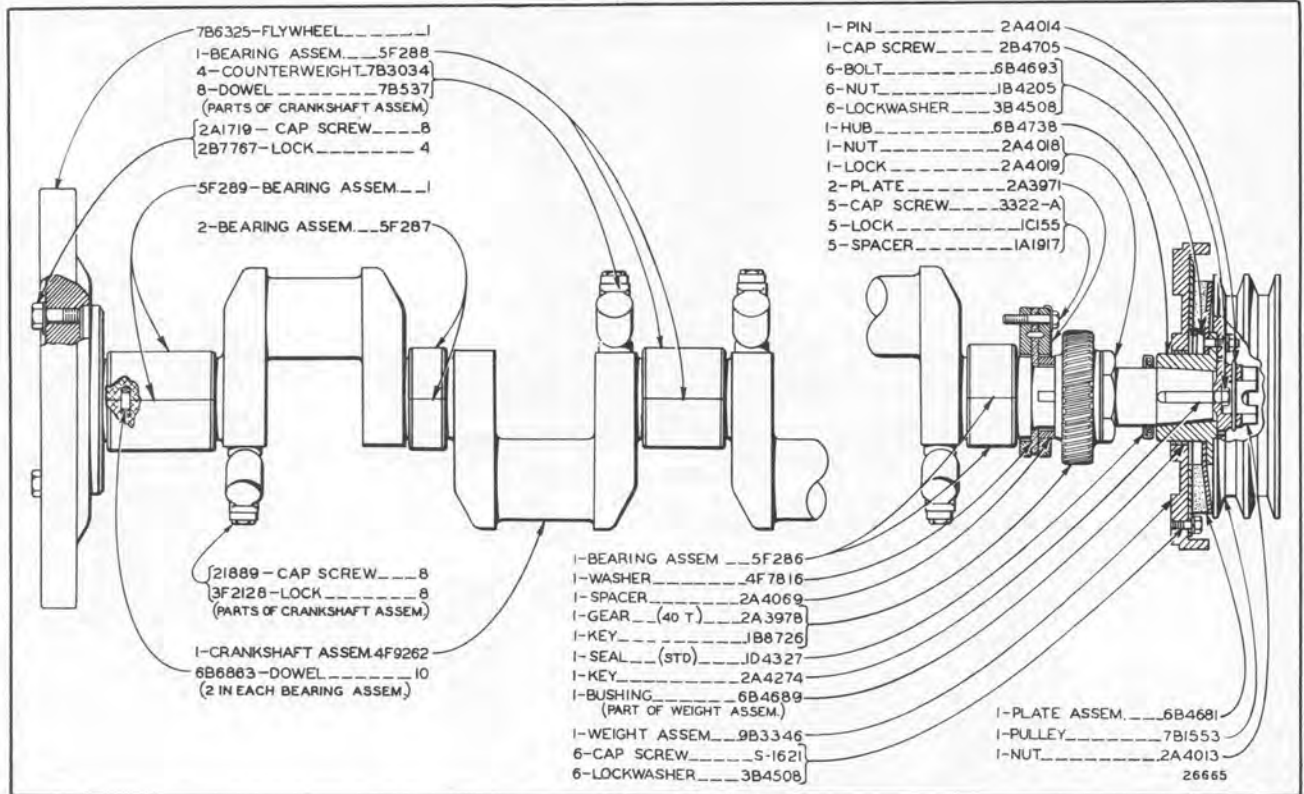
## Crankshaft

Serial No. 9J5144SP to 9J5666SP Inclusive

# CATERPILLAR D17000 DIESEL ENGINE

GEG-3861E

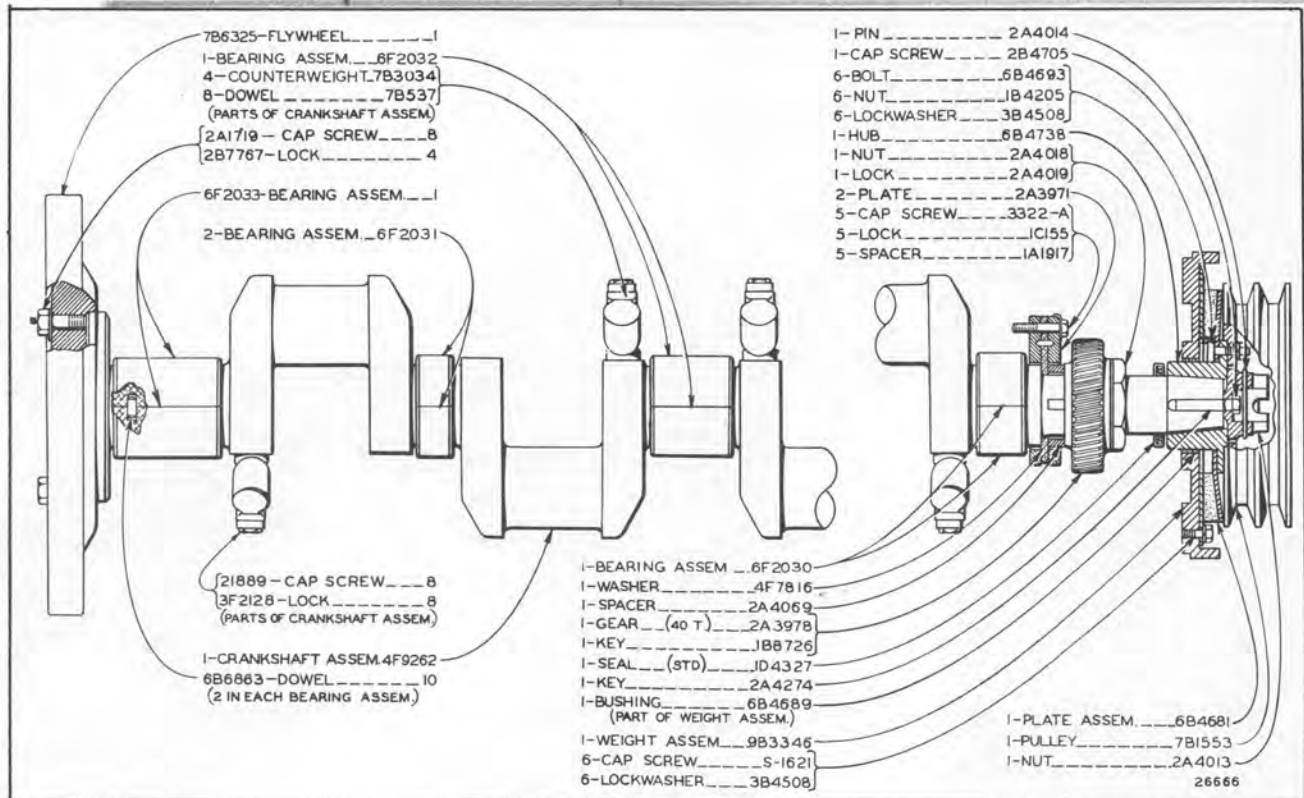
Always give engine serial number when ordering parts



## Crankshaft

Serial No. 3S1857 to 3S2000 and 8S5001 to 8S6183 Inclusive

*Loco #2*



## Crankshaft

Effective with Serial No. 8S6184

**CATERPILLAR D17000 DIESEL ENGINE**

Always give engine serial number when ordering parts

**CRANKSHAFT BEARINGS AND CAPS**

*Crankshaft bearing replacement group—line reamed  
Serial No. 9J5144SP to 9J6000SP and 3S1SP to 3S1856 inclusive  
Only separate parts serviced.*

Loco #1

When complete group is required, order	Standard	0.050 in. undersize
	5F368	5F367
1—BEARING—Front Upper	1F1538	1F2015
1—BEARING—Front Lower	1F1540	1F2044
2—SHIM—Front Bearing	1F1586	1F1741
2—BEARING—Intermediate Upper	1F1541	1F2017
2—BEARING—Intermediate Lower	1F1543	1F2048
4—SHIM—Intermediate Bearing	1F1585	1F1742
1—BEARING—Center Upper	1F1544	1F2020
1—BEARING—Center Lower	1F1546	1F2047
2—SHIM—Center Bearing	1F1584	1F1740
1—BEARING—Rear Upper	1F1547	1F2021
1—BEARING—Rear Lower	1F1546	1F2047
2—SHIM—Rear Bearing	1F1584	1F1740
1—CAP ASSEMBLY—Rear End	2A3977	1F2160
2—SHIM—End Cap Assembly	3B6368	3B9259
1 oz.—PACKING—End Cap Assembly	2B2414	2B2414

# CATERPILLAR D17000 DIESEL ENGINE

GEG-3861E

Always give engine serial number when ordering parts

*Crankshaft bearing replacement group*  
*Serial No. 3S1857 to 3S2000, and 8S5001 to 8S6183 inclusive.*

Loco #2

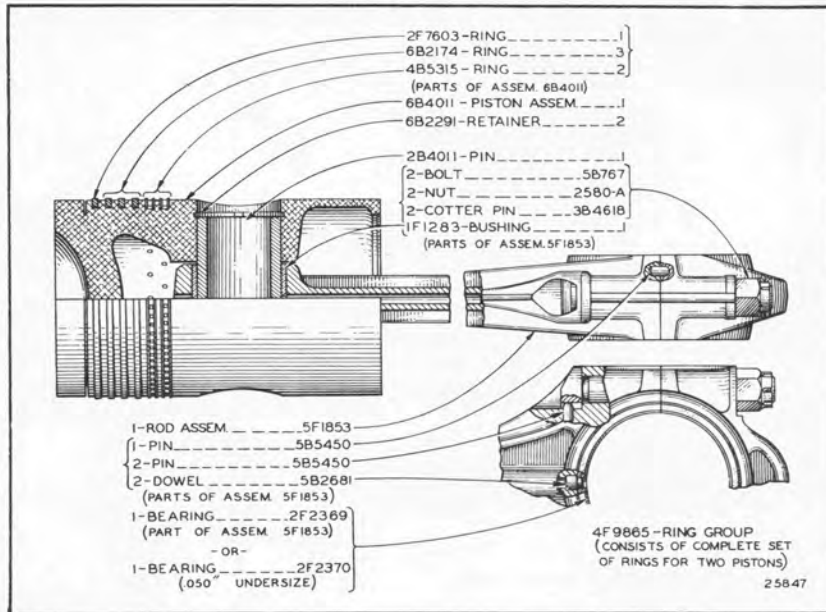
	Standard	0.050 in. Undersize
Complete Group	5F444	5F443
Consists of:		
1 Bearing assembly—front	5F286	5F362
2 Bearing assembly—intermediate	5F287	5F361
1 Bearing assembly—center	5F288	5F360
1 Bearing assembly—rear	5F289	5F363

*Crankshaft bearing replacement group*  
*Serial 8S6184 and up*

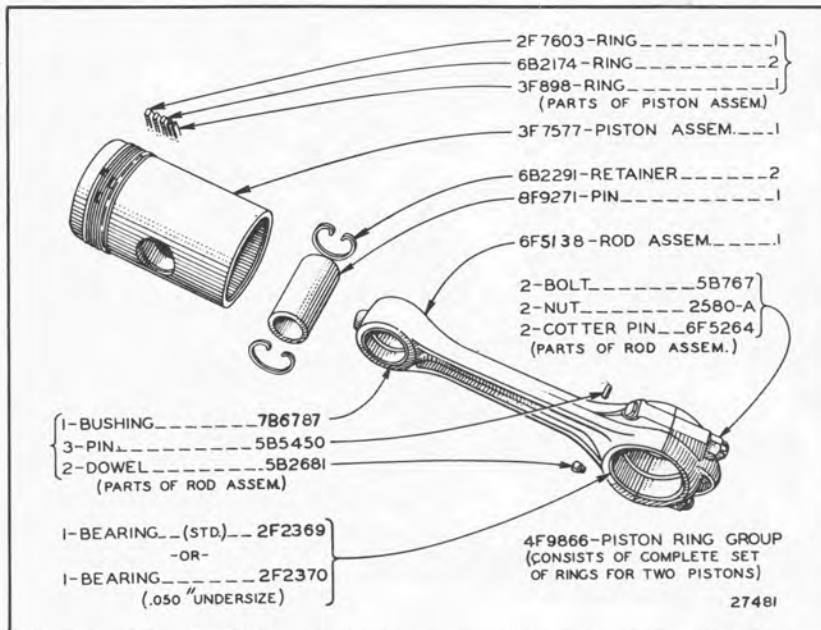
	Standard	0.050 in. Undersize
Complete Group	6F2038	6F2039
Consists of:		
1 Bearing assembly—front	6F2030	6F2034
2 Bearing assembly—intermediate	6F2031	6F2035
1 Bearing assembly—center	6F2032	6F2036
1 Bearing assembly—rear	6F2033	6F2037

# CATERPILLAR D17000 DIESEL ENGINE

Always give engine serial number when ordering parts



Connecting Rod and Piston (8 Groups Req'd)  
 Serial No. 9J5144SP to 9J6000SP, 3S1SP to 3S2000 and 8S5001 to 8S6183 Inclusive



Connecting Rod and Piston (8 Groups Req'd)  
 Effective with Serial No. 8S6184

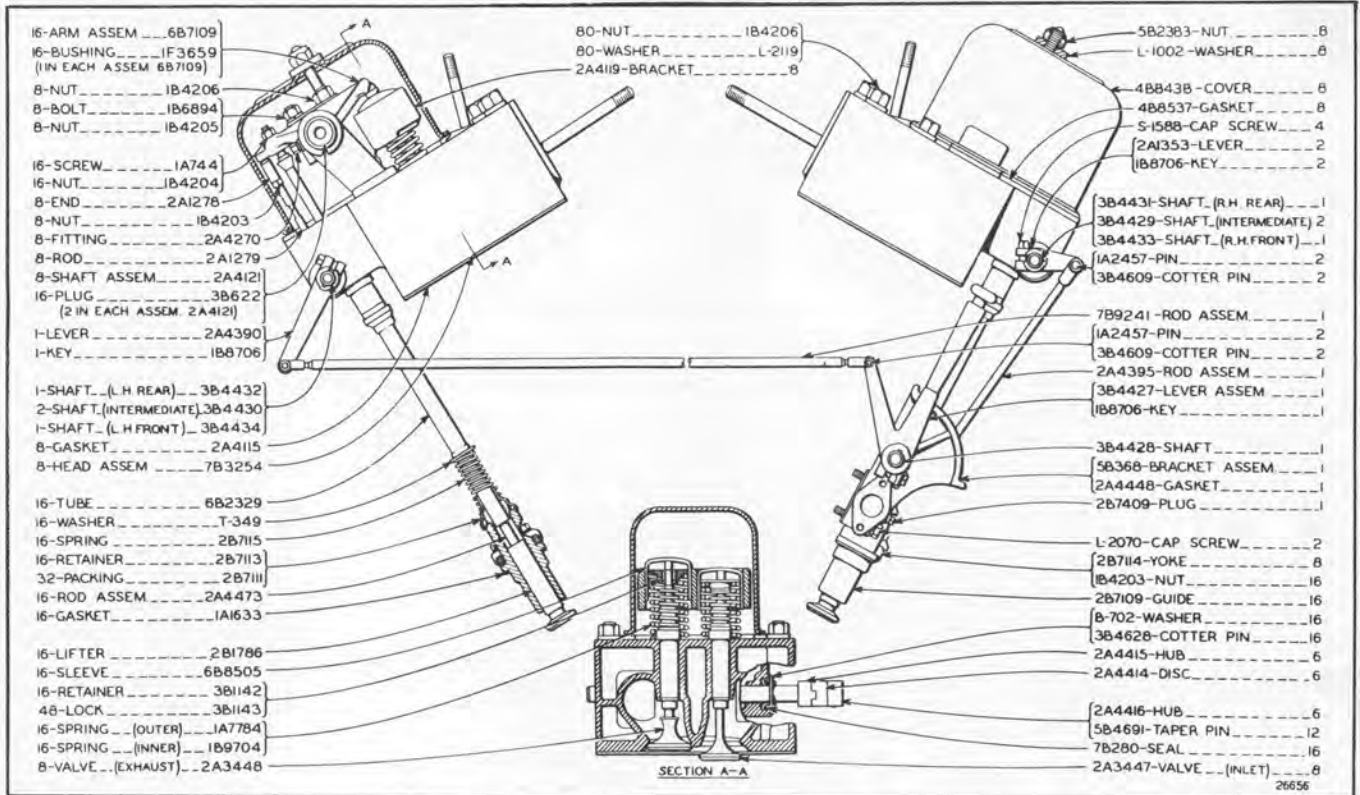


6B4011 changes TO 3H1436 (173.92) or  
3H1440 (217.75)

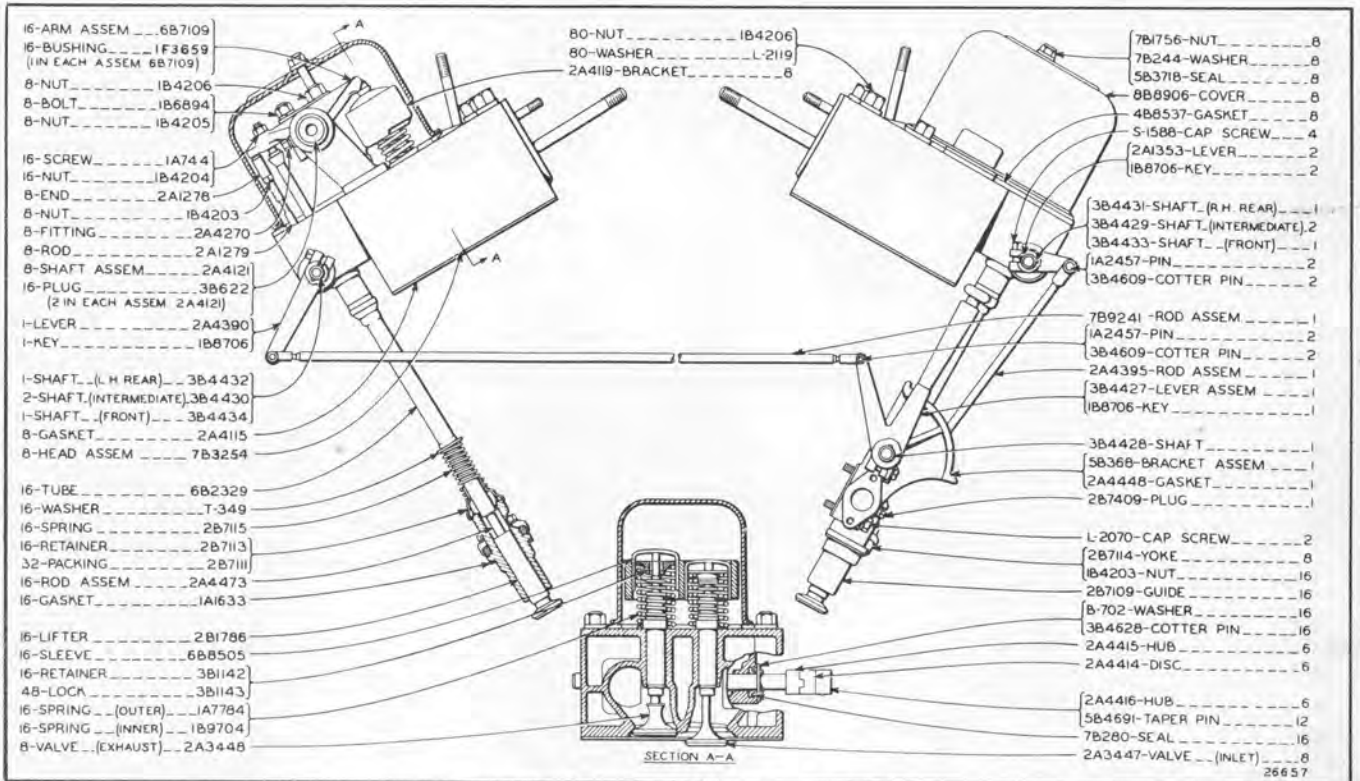
correct piston For D17000 with 35  
Serial nos is 3H1440 at 217.75 ea.

need 9B3086 Liner Ridge Boring Tool

Always give engine serial number when ordering parts



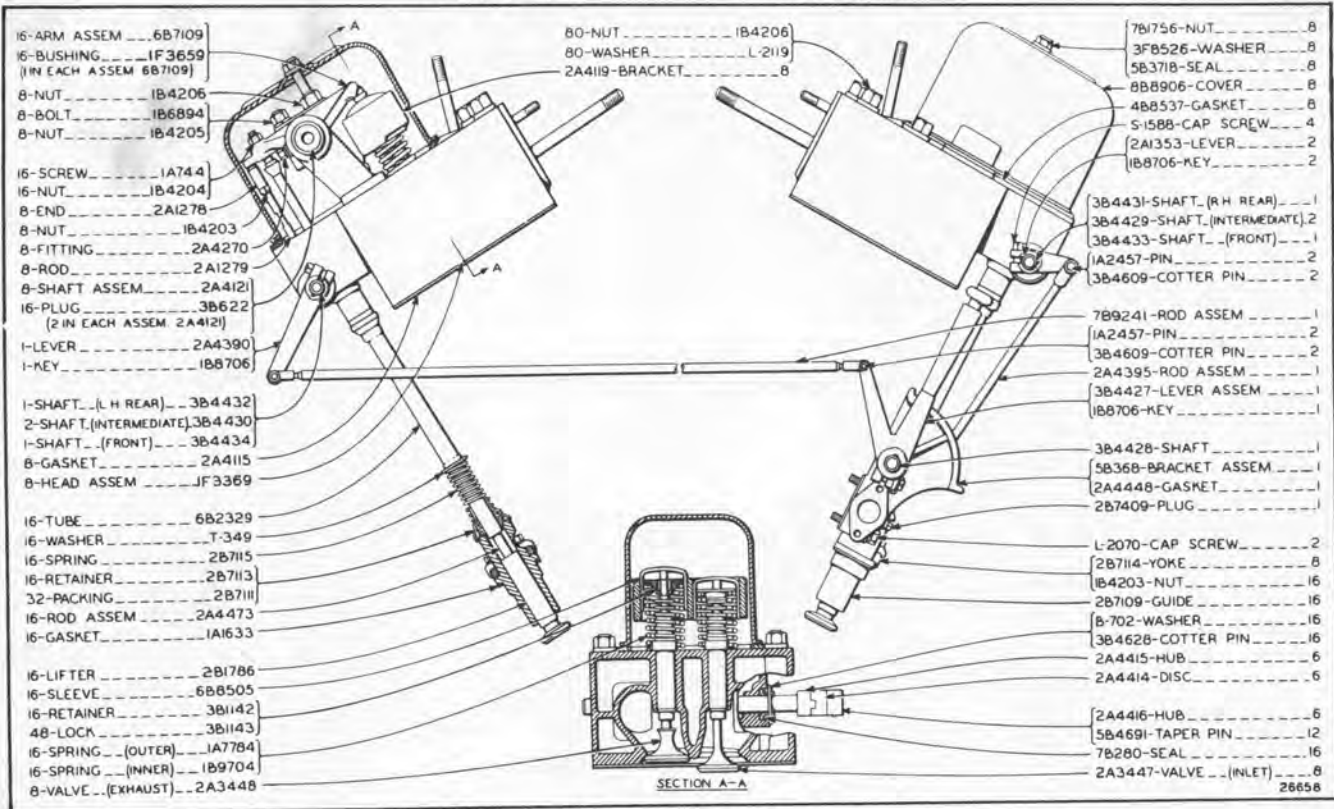
**Cylinder Head and Valve Mechanism**  
Serial No. 9J5144SP to 9J5569SP Inclusive



**Cylinder Head and Valve Mechanism**  
Serial No. 9J5570SP to 9J5715SP Inclusive

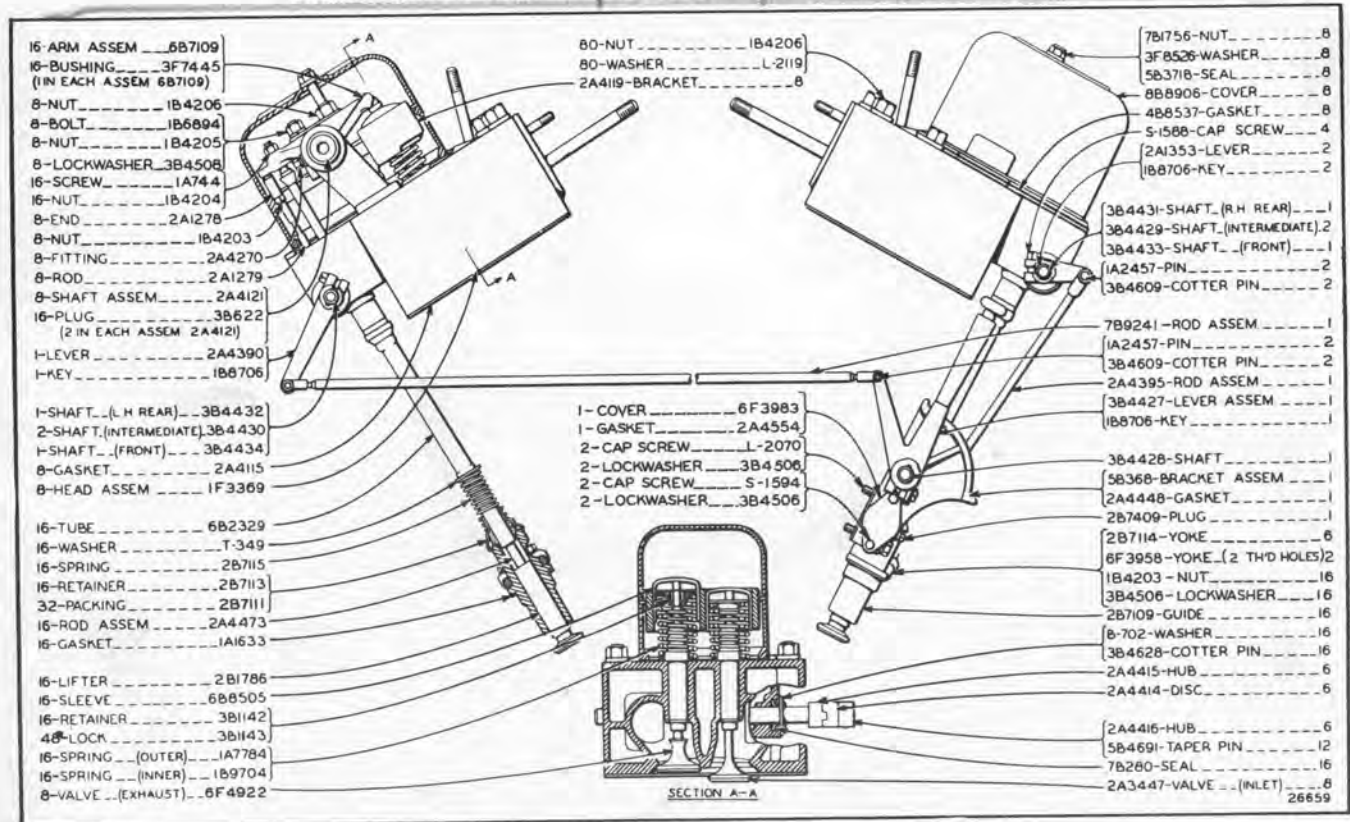
# CATERPILLAR D17000 DIESEL ENGINE

Always give engine serial number when ordering parts



## Cylinder Head and Valve Mechanism

Serial No. 9J5716SP to 9J6000SP 3S1SP to 3S2000 and 8S5001 to 8S6183 Inclusive



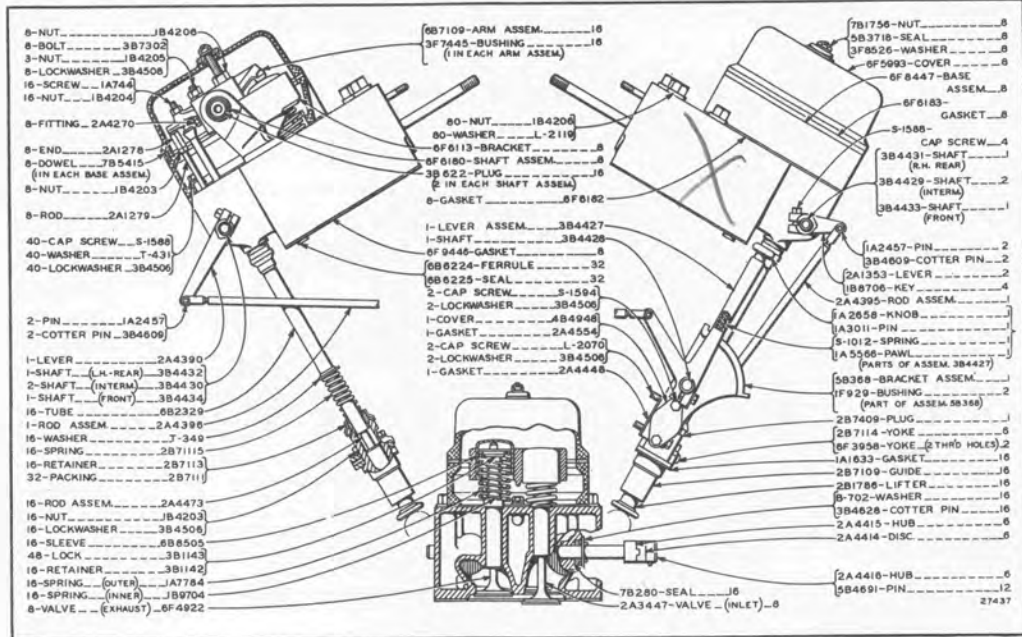
## Cylinder Head and Valve Mechanism

Serial No. 8S6184 to 8S6422 Inclusive

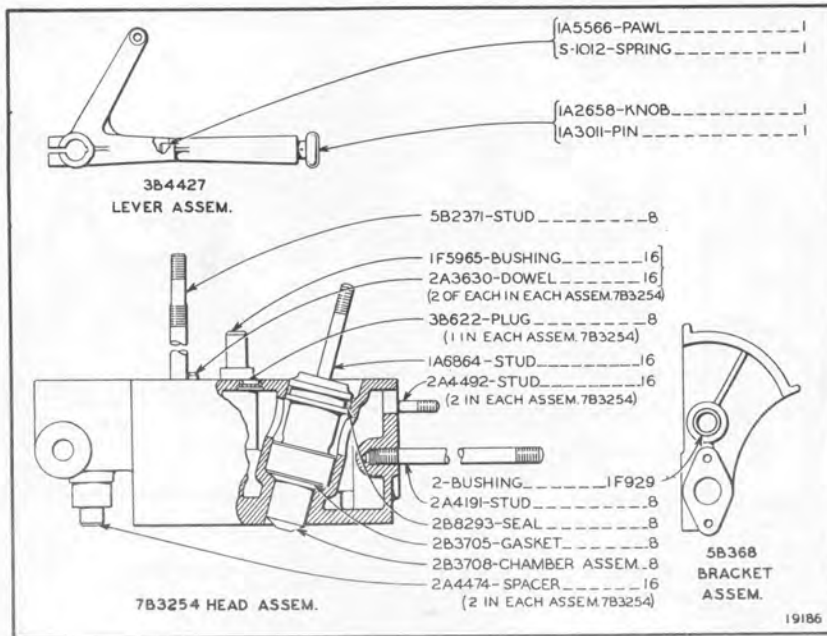
# CATERPILLAR D17000 DIESEL ENGINE

GEG-3861E

Always give engine serial number when ordering parts



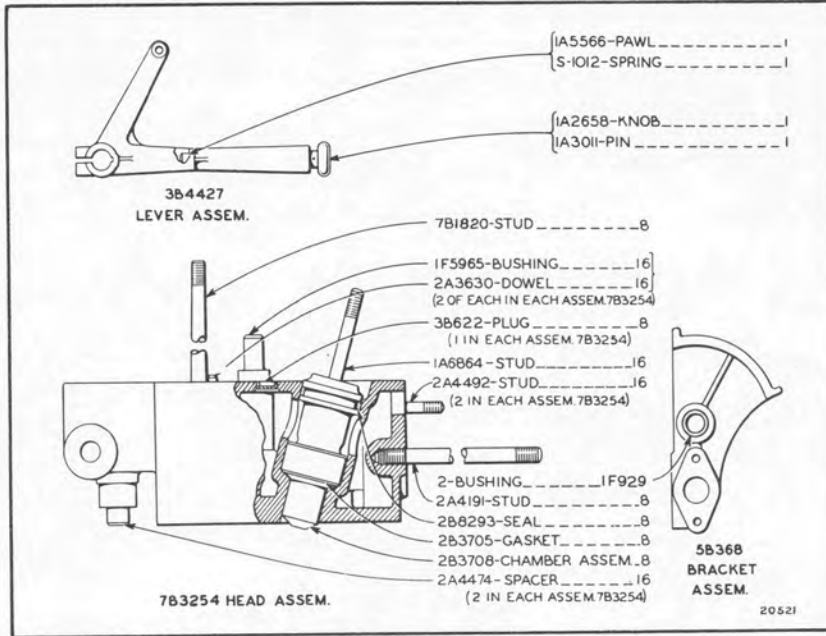
Cylinder Head and Valve Mechanism  
Effective with Serial No. 8S6423



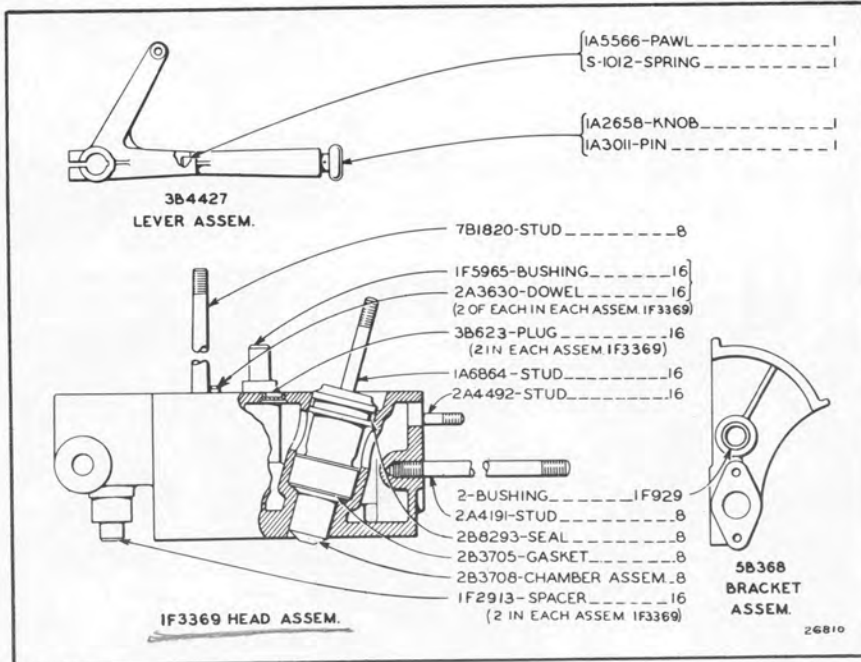
Cylinder Head and Valve Mechanism Assemblies  
Serial No. 9J5144SP to 9J5569SP Inclusive

# CATERPILLAR D17000 DIESEL ENGINE

Always give engine serial number when ordering parts



Cylinder Head and Valve Mechanism Assemblies  
Serial No. 9J5570SP to 9J5715SP Inclusive

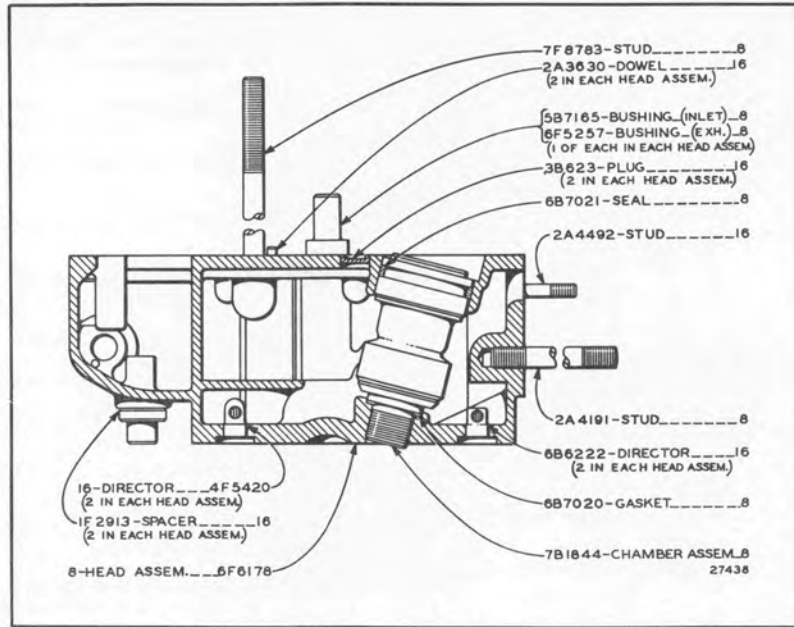


Cylinder Head and Valve Mechanism Assemblies  
Serial No. 9J5716SP to 9J6000SP, 3S1SP to 3S2000 and 8S5001 to 8S6422 Inclusive

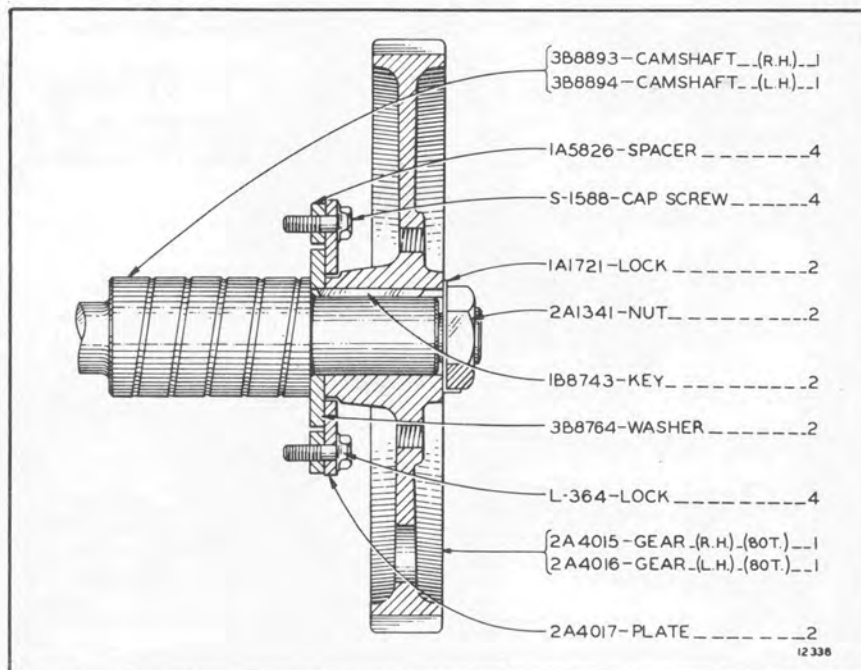
# CATERPILLAR D17000 DIESEL ENGINE

GEG-3861E

Always give engine serial number when ordering parts



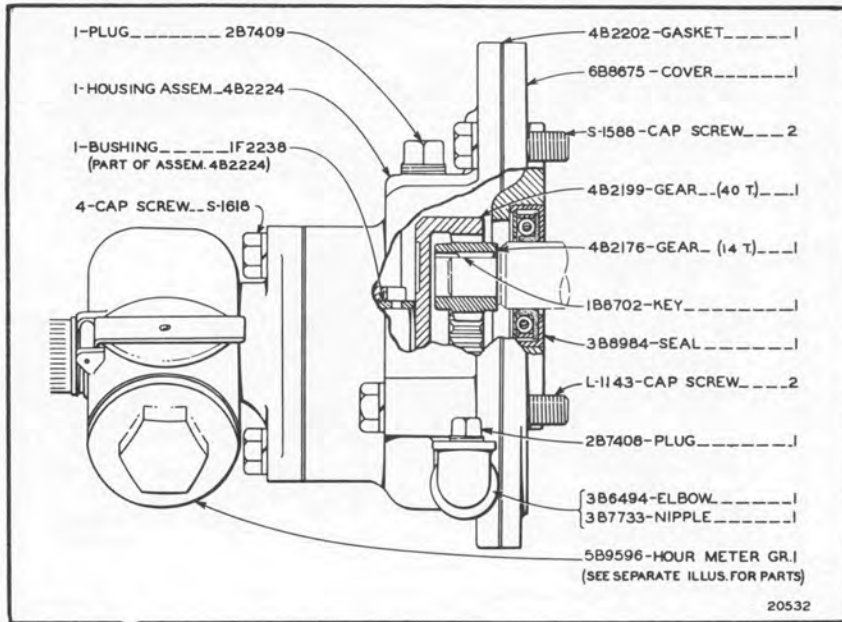
Cylinder Head Assemblies  
 Effective with Serial No. 8S6423



Camshaft

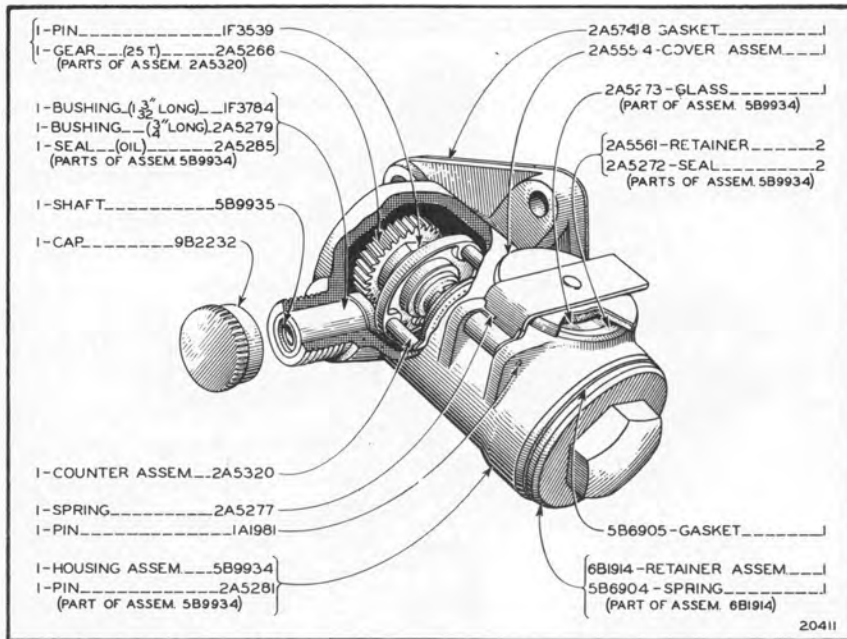
# CATERPILLAR D17000 DIESEL ENGINE

Always give engine serial number when ordering parts



## Hour Meter and Tachometer Drive

Serial No. 9J5144SP to 9J5795SP, 9J5842SP to 9J6000SP and 3S1SP to 3S8SP Inclusive



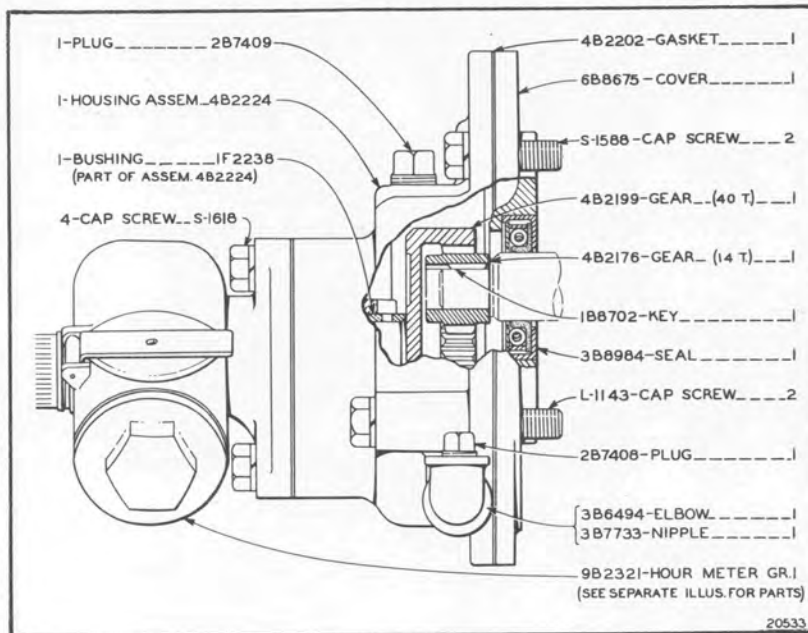
## 5B9596 Hour Meter and Tachometer Drive Group

Only Separate Parts Serviced. When Complete Group Is Required Order 9B2321.  
Serial No. 9J5144SP to 9J5795SP, 9J5842SP to 9J6000SP and 3S1SP to 3S8SP Inclusive

# CATERPILLAR D17000 DIESEL ENGINE

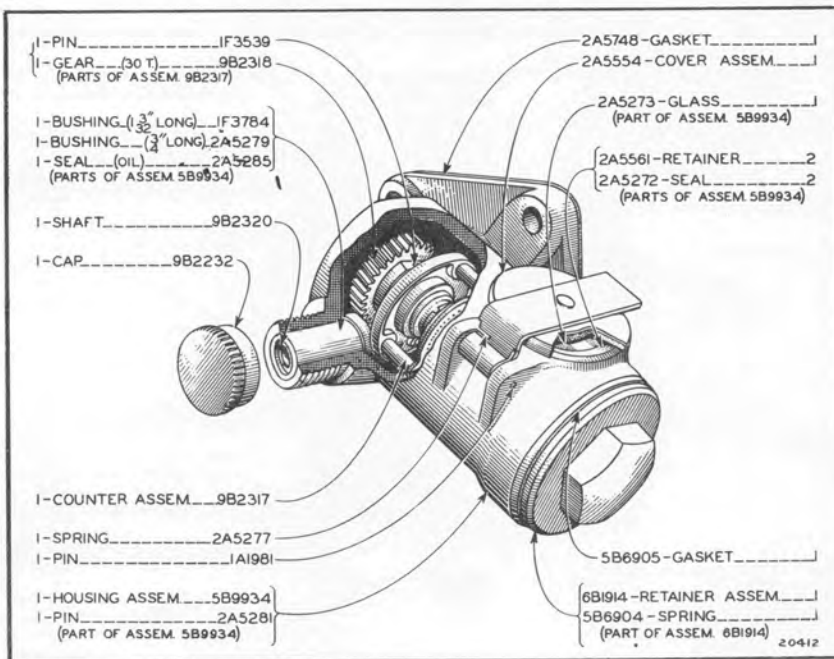
GEG-3861E

Always give engine serial number when ordering parts



## Hour Meter and Tachometer Drive

Serial No. 9J5796SP to 9J5841SP, 3S9SP to 3S2000 and 8S5001 to 8S6183 Inclusive



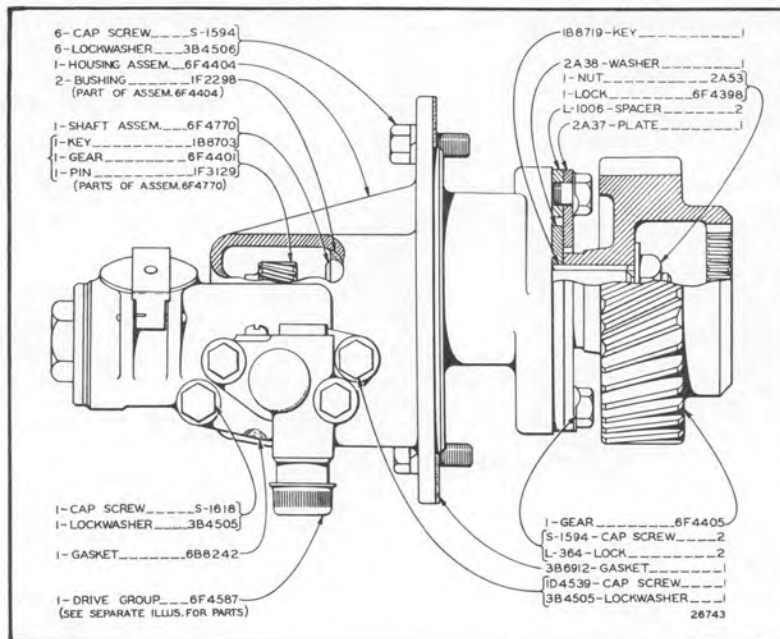
## 9B2321 Hour Meter and Tachometer Drive Group

Serial No. 9J5796SP to 9J5841SP, 3S9SP to 3S2000 and 8S5001 to 8S6183 Inclusive

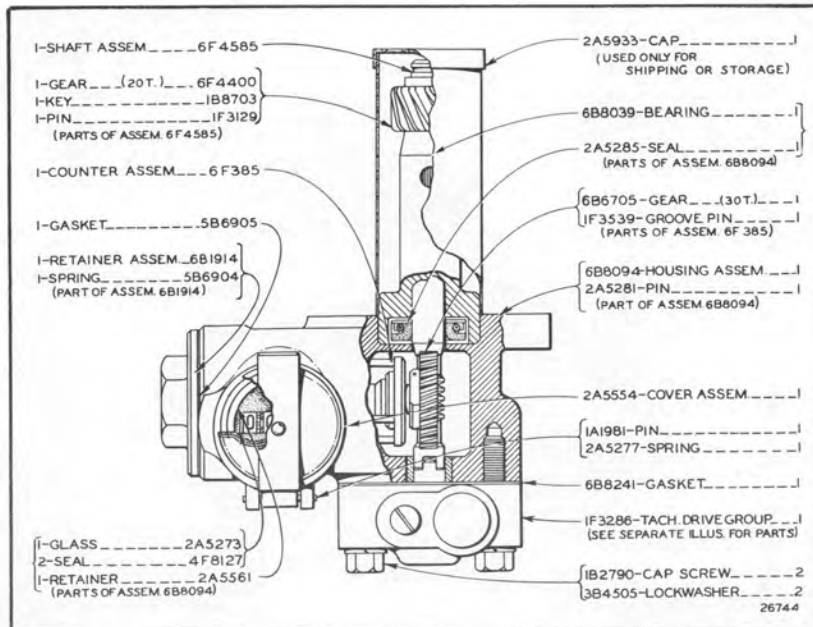


# CATERPILLAR D17000 DIESEL ENGINE

Always give engine serial number when ordering parts



Hour Meter and Tachometer Drive  
 Serial No. 8S6184 to 8S6799 Inclusive

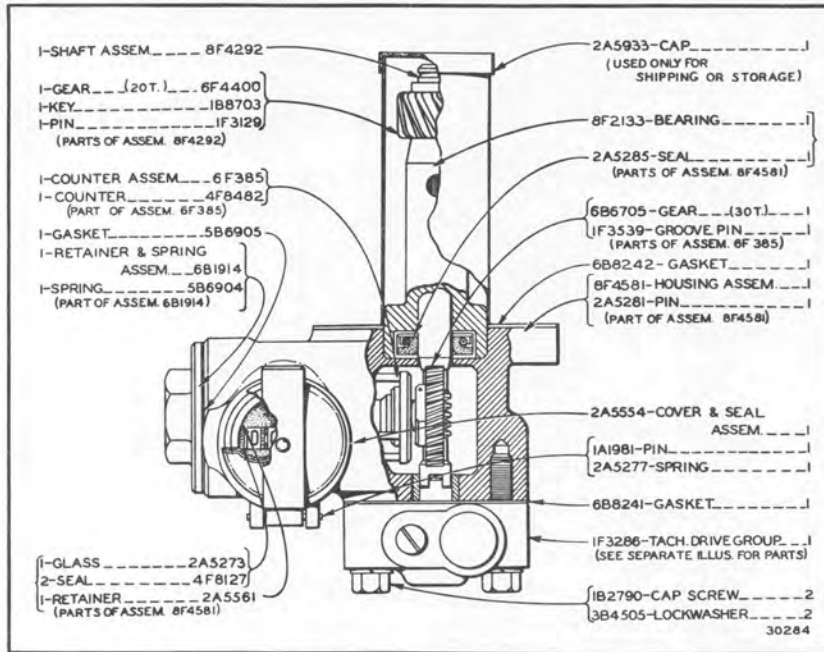


6F4587 Hour Meter and Tachometer Drive Group  
 Serial No. 8S6184 to 8S6799 Inclusive

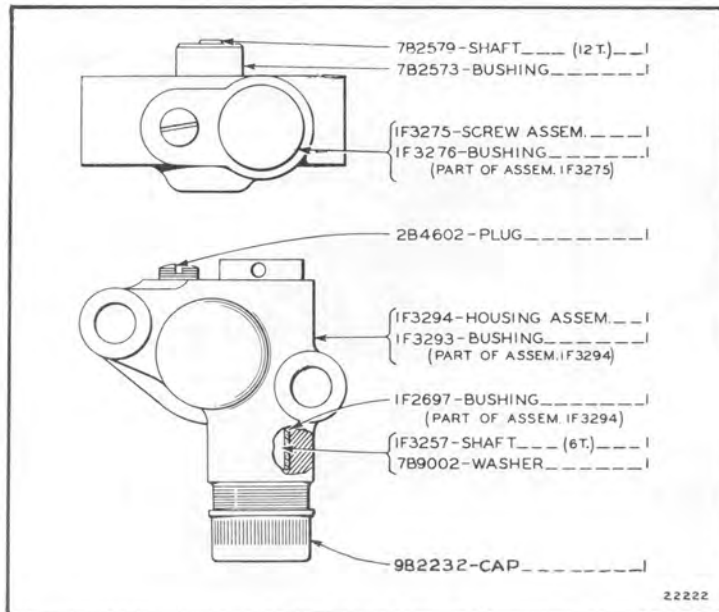
# CATERPILLAR D17000 DIESEL ENGINE

GEG-3861E

Always give engine serial number when ordering parts



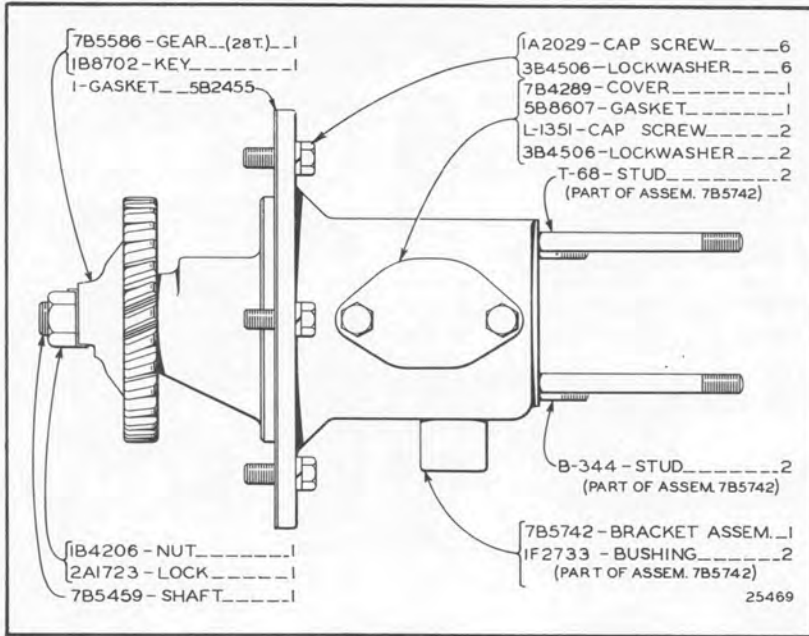
8F4293 Hour Meter and Tachometer Drive Group  
Effective with Serial No. 8S6800



1F3286 Tachometer Drive Group  
Part of 6F4587 and 8F4293 Hour Meter and Tachometer Drive Group  
Effective with Serial No. 8S6184

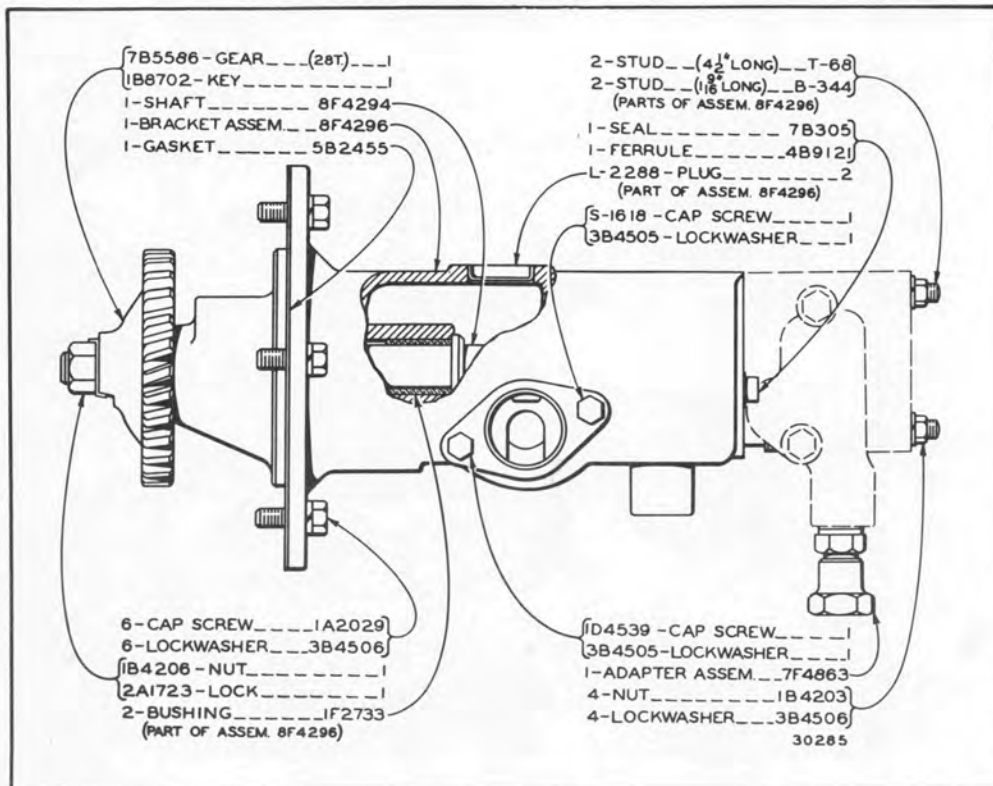
**CATERPILLAR D17000 DIESEL ENGINE**

Always give engine serial number when ordering parts



**Fuel Transfer Pump Drive**

Serial No. 9J5214SP to 9J6000SP | 3S1SP to 3S2000 Inclusive and 8S5001 to 8S6799 Inclusive

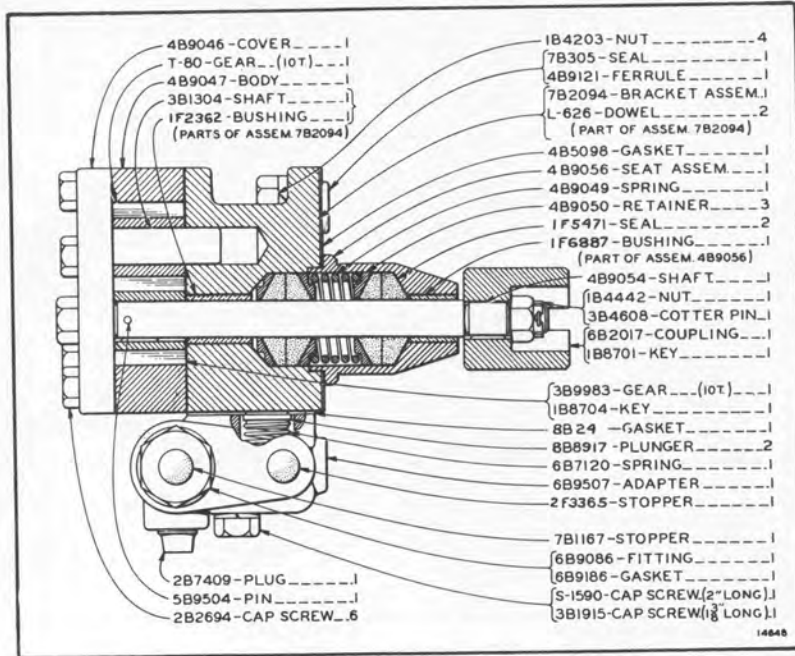


**8F4297 Fuel Transfer Pump and Hour Meter Drive Group**  
 Effective with Serial No. 8S6800

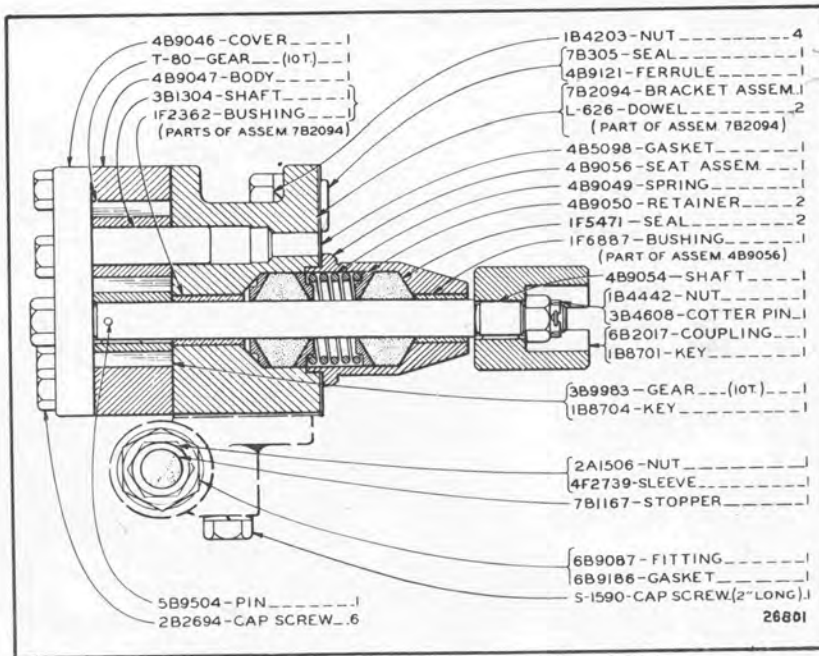
# CATERPILLAR D17000 DIESEL ENGINE

GEG-3861E

Always give engine serial number when ordering parts



**6B2018 Fuel Transfer Pump Group**  
 Serial No. 9J5144SP to 9J5213SP Inclusive

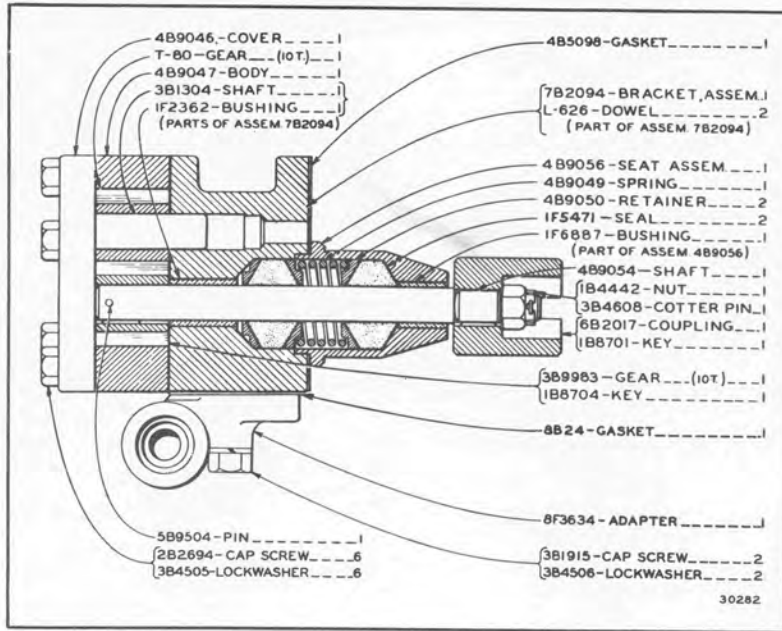


**7B8198 Fuel Transfer Pump Group**  
 Serial No. 9J5214SP to 9J6000SP, 3S1SP to 3S2000 Inclusive and  
 8S5001 to 8S6799 Inclusive

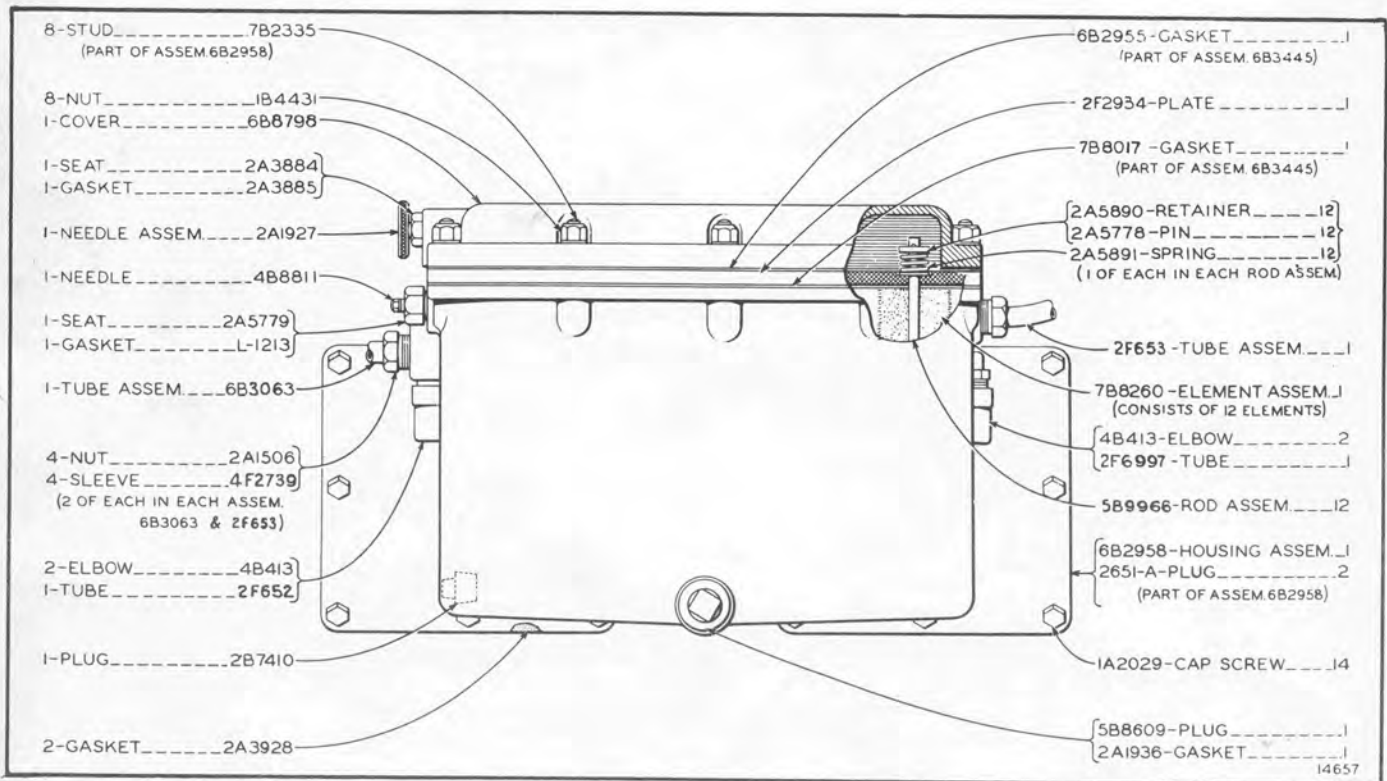
*Loco # 11 ENGINE # 1 - PUMP # 8F3531 APPLIED  
 1/32 AS DEPICTED NEXT PAGE*

### CATERPILLAR D17000 DIESEL ENGINE

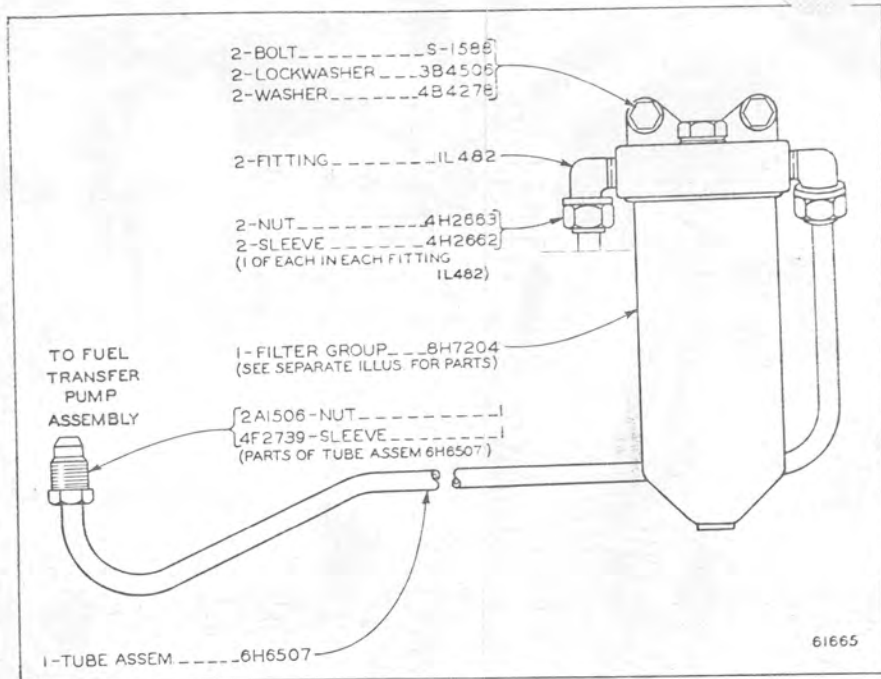
Always give engine serial number when ordering parts



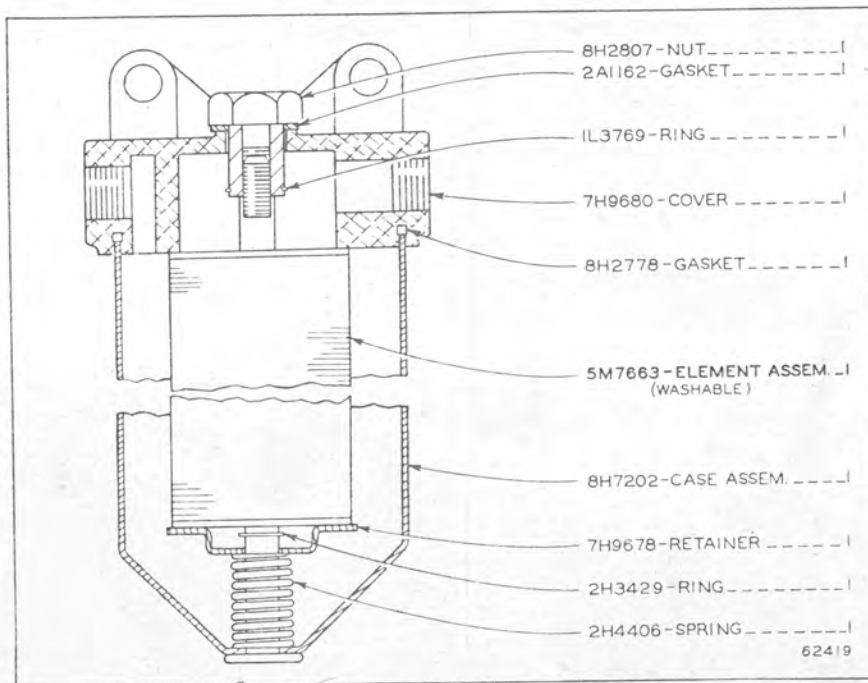
**8F3531 Fuel Transfer Pump Group**  
 Effective with Serial No. 8S6800



**Fuel Filter**  
 Serial No. 9J5144SP to 9J5213SP Inclusive



PRIMARY FUEL FILTER AND LINES



8H7204 FUEL FILTER GROUP  
 Part of Primary Fuel Filter and Lines

X  
 need # 2 only

\$474.63 each  
 6/20/79

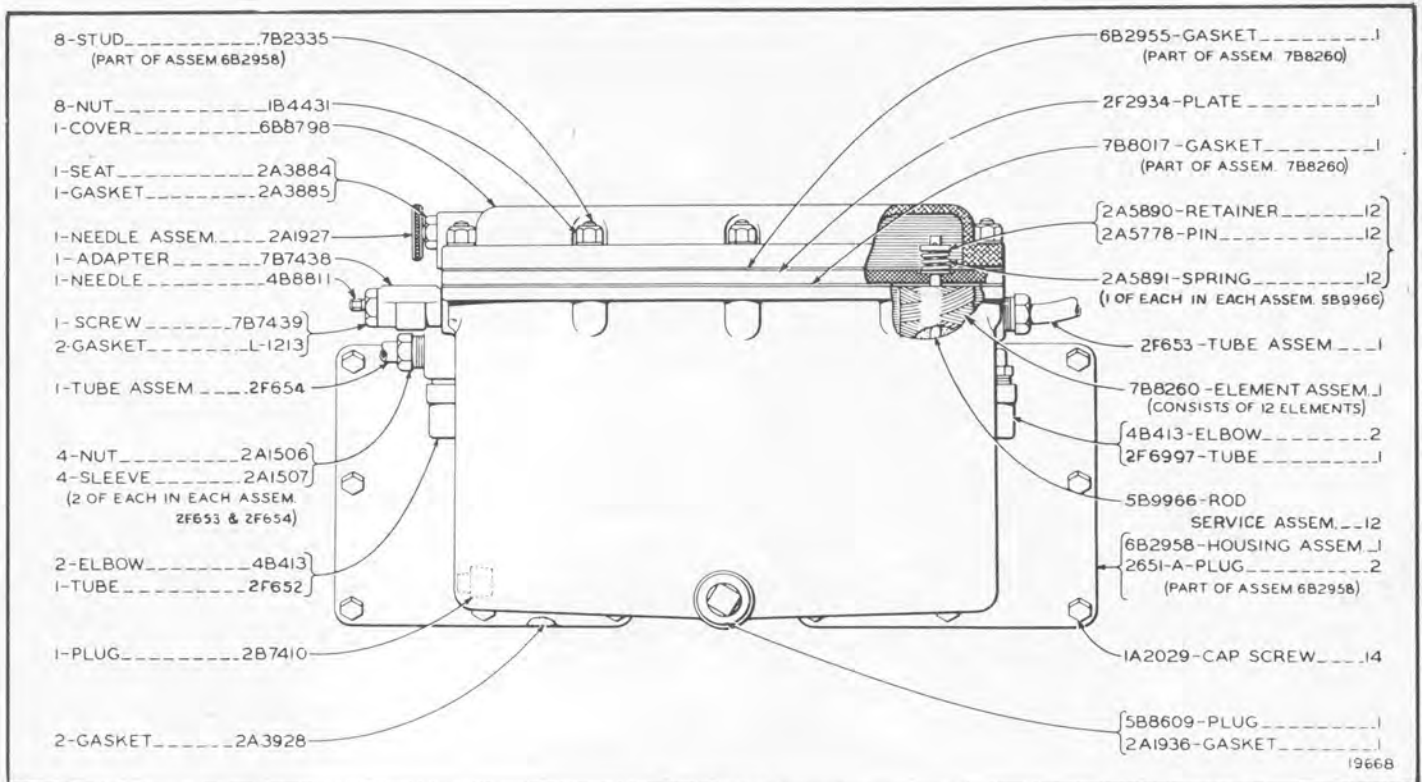
Primary Filter applied  
 to loco # IV  
 # I high 4/30/72  
 # II 4/72



# CATERPILLAR D17000 DIESEL ENGINE

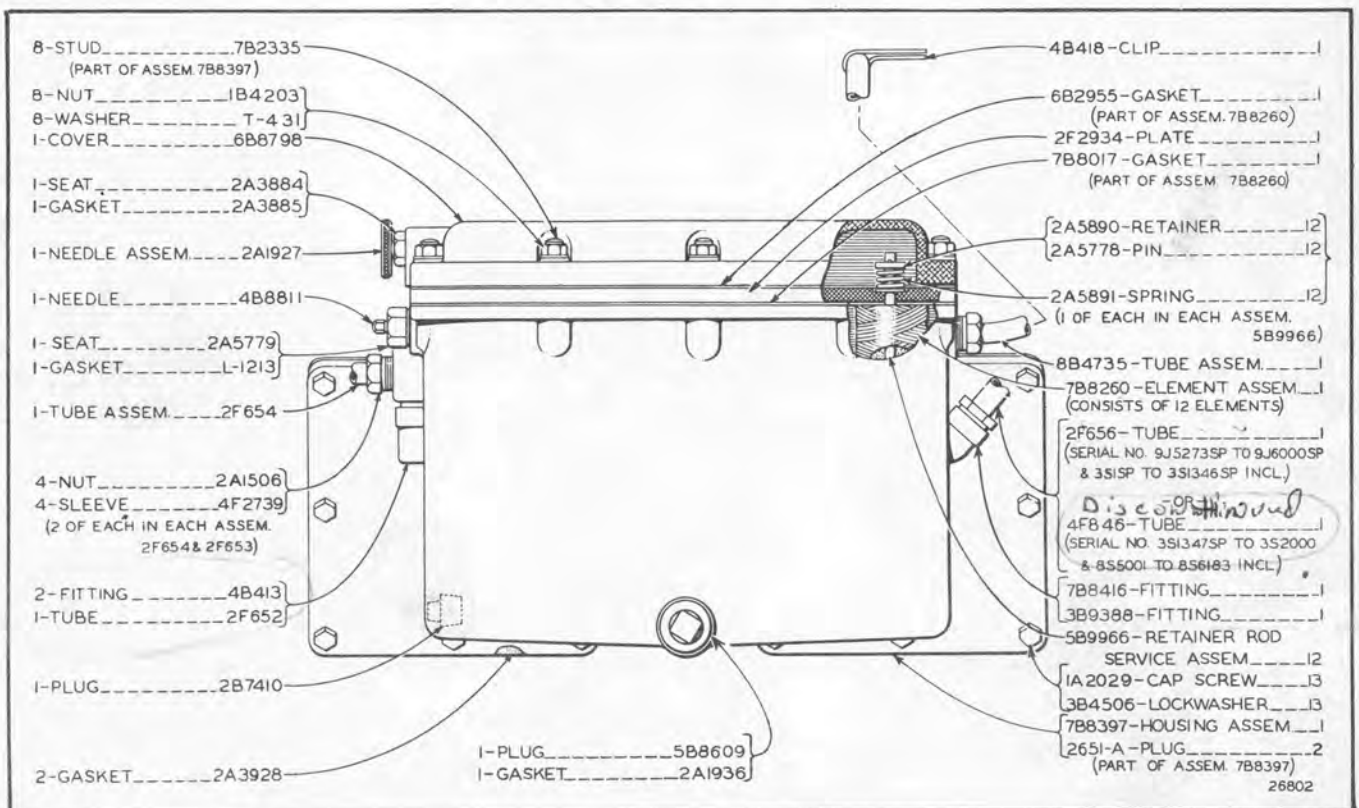
GEG-3861E

Always give engine serial number when ordering parts



## Fuel Filter

Serial No. 9J5214SP to 9J5272SP Inclusive

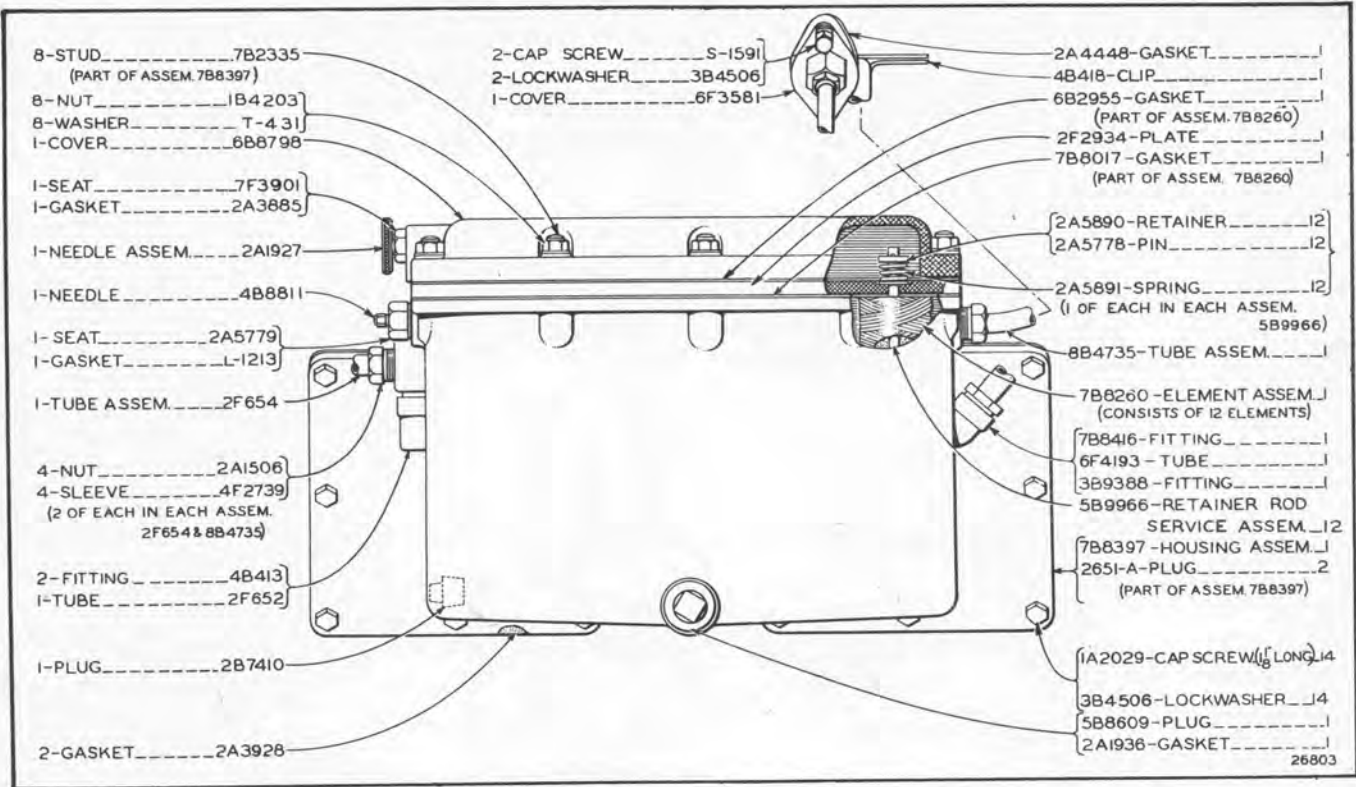


## Fuel Filter

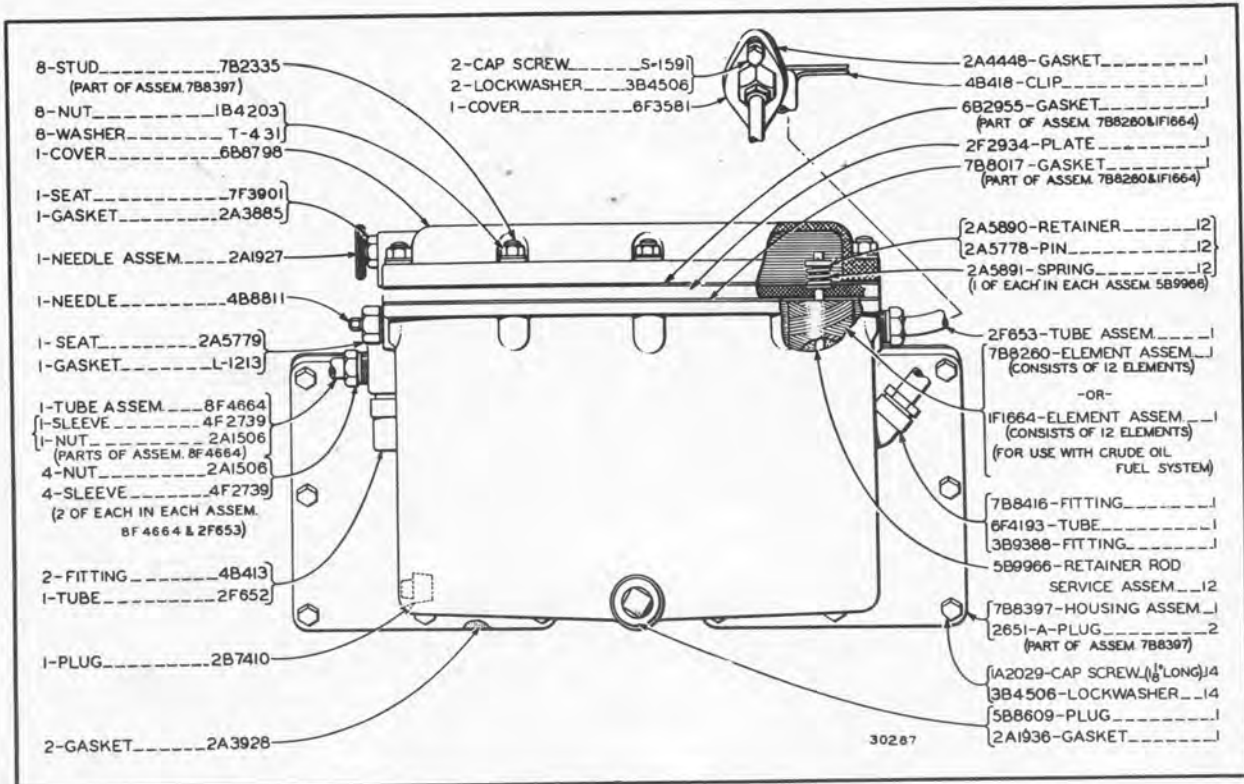
Serial No. 9J5273SP to 9J6000SP, 3S1SP to 3S2000 and 8S5001 to 8S6183 Inclusive

**CATERPILLAR D17000 DIESEL ENGINE**

Always give engine serial number when ordering parts



**Fuel Filter**  
Serial No. 8S6184 to 8S6799 Inclusive



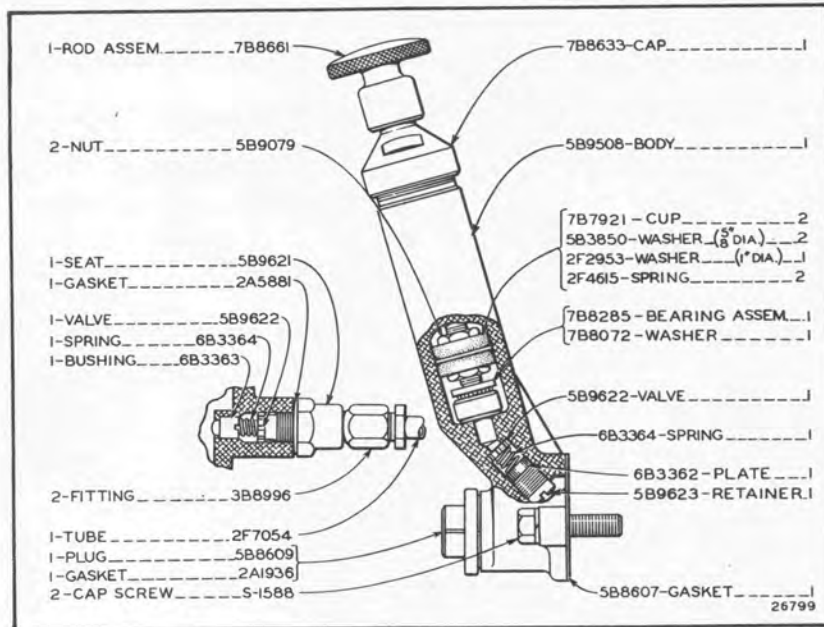
**Fuel Filter**  
Effective with Serial No. 8S6800



# CATERPILLAR D17000 DIESEL ENGINE

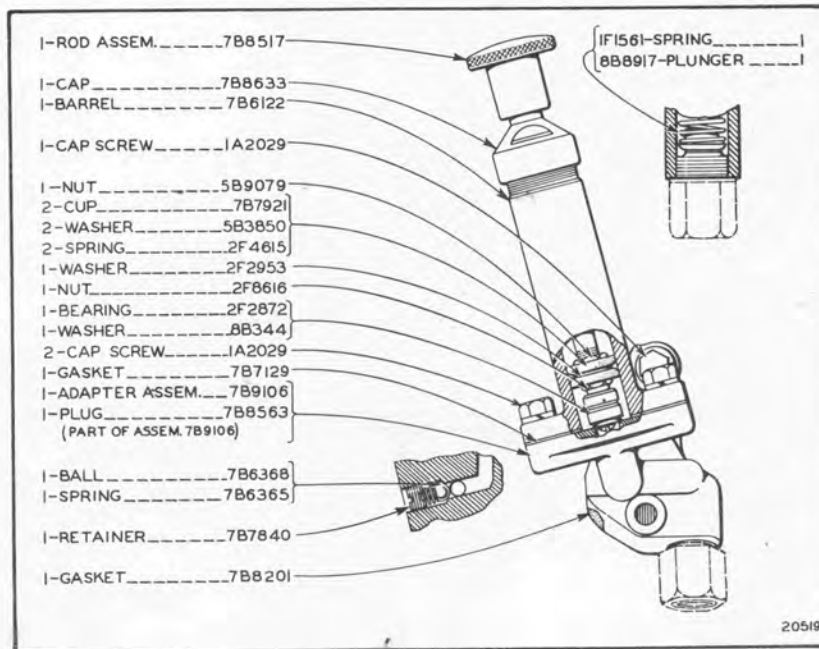
GEG-3861E

Always give engine serial number when ordering parts



## 6B3120 Fuel Priming Pump Group

Only separate parts serviced  
Serial No. 9J5144SP to 9J5213SP Inclusive

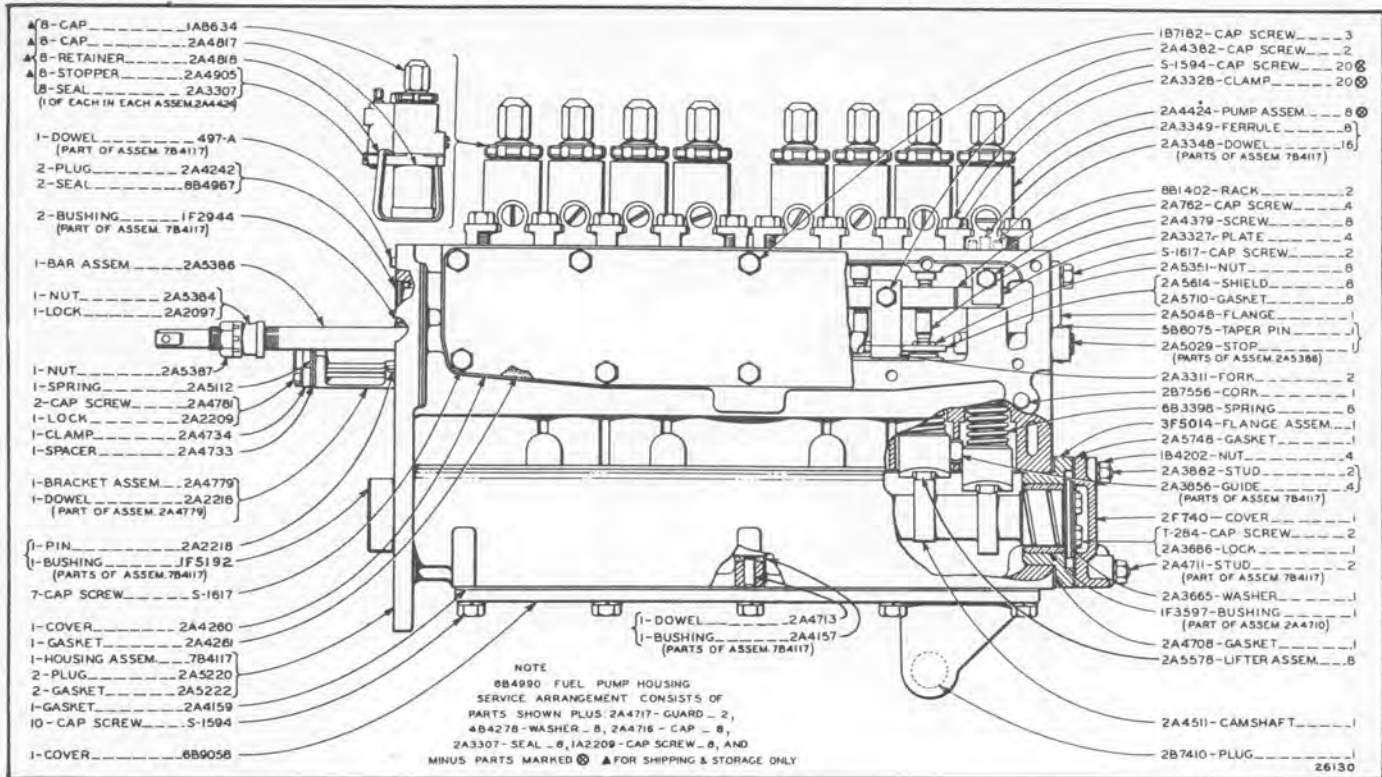


## 7B8565 Fuel Priming Pump Group

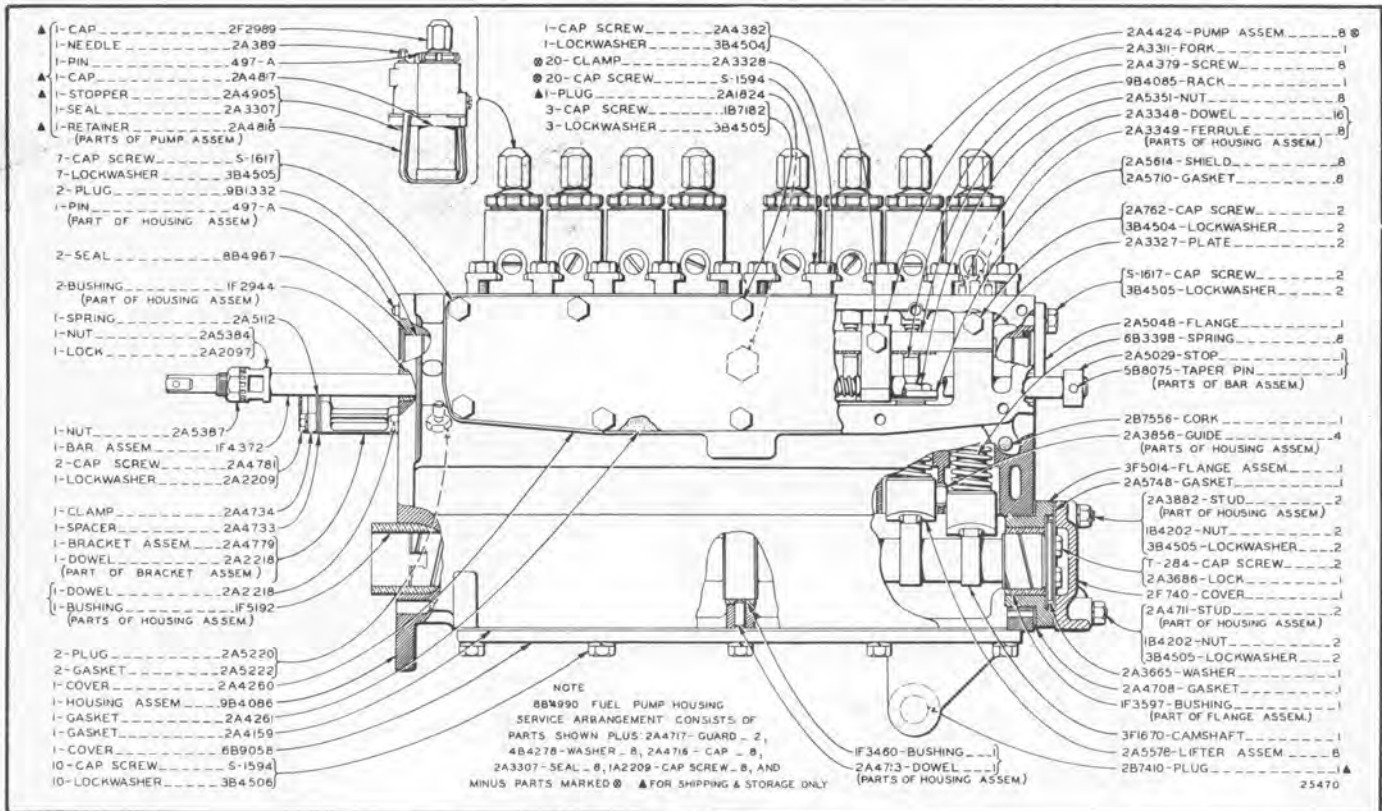
Serial No. 9J5214SP to 9J6000SP, 3S1SP to 3S2000 Inclusive and 8S5001-Up

# CATERPILLAR D17000 DIESEL ENGINE

Always give engine serial number when ordering parts



## Fuel Pump Housing Fuel Pump Housing Serial No. 8P735 to 8P1500 Inclusive

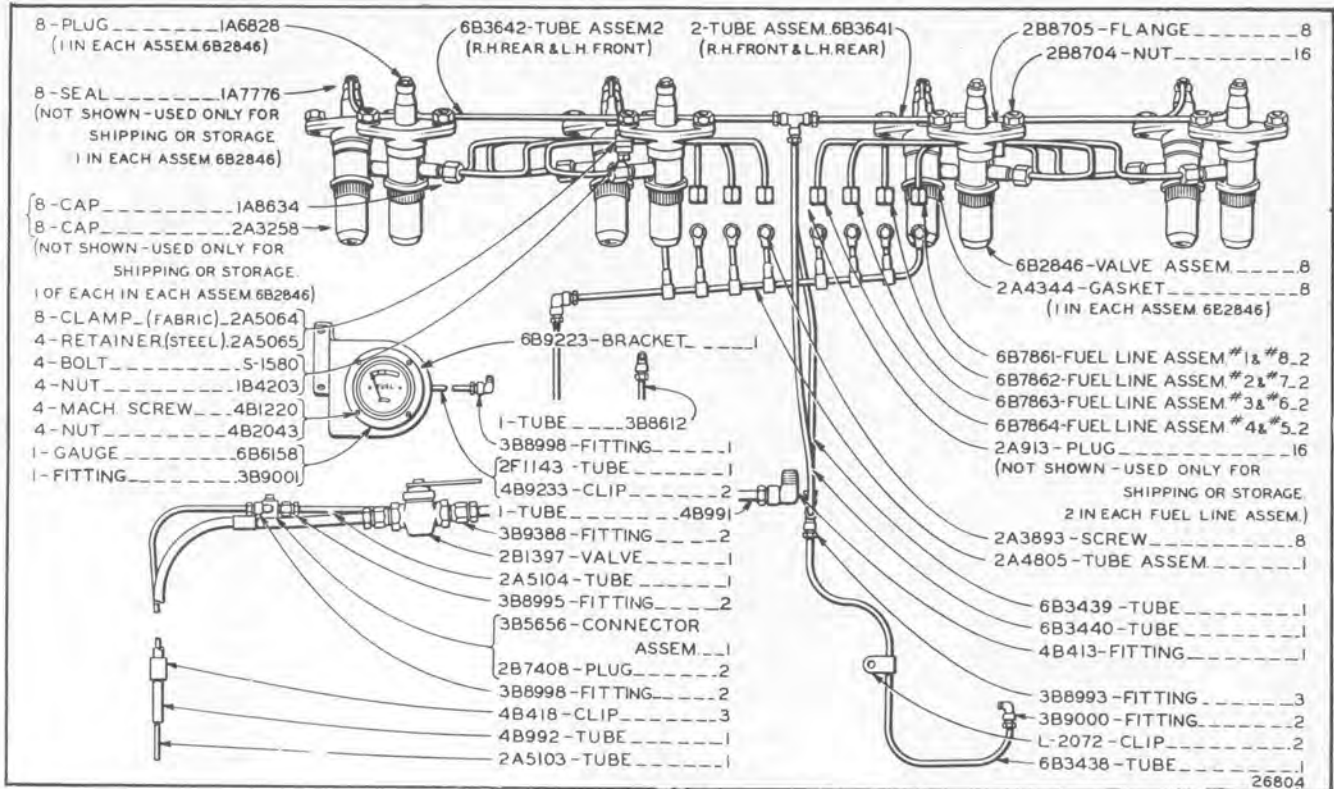


## Fuel Pump Housing Fuel Pump Housing Serial No. 8P1501-Up

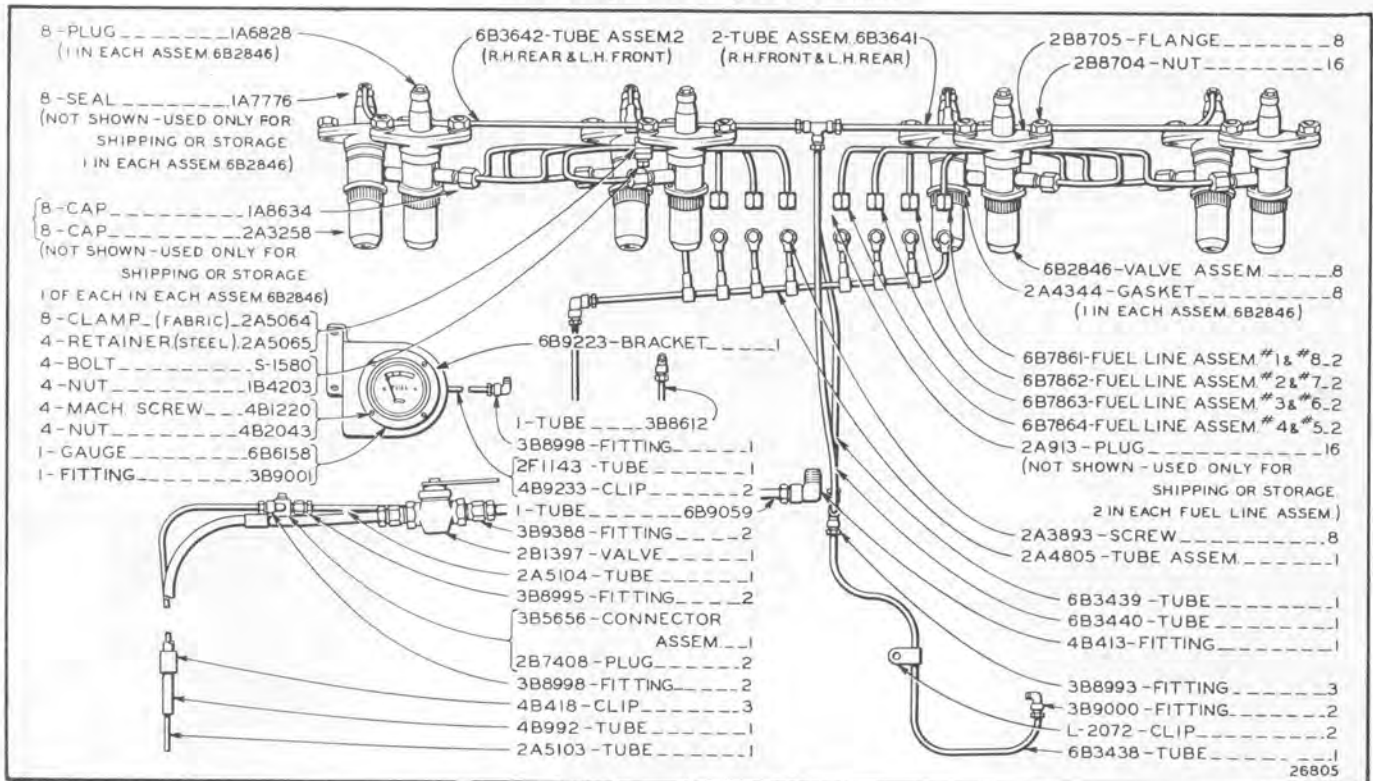
# CATERPILLAR D17000 DIESEL ENGINE

GEG-3861E

Always give engine serial number when ordering parts



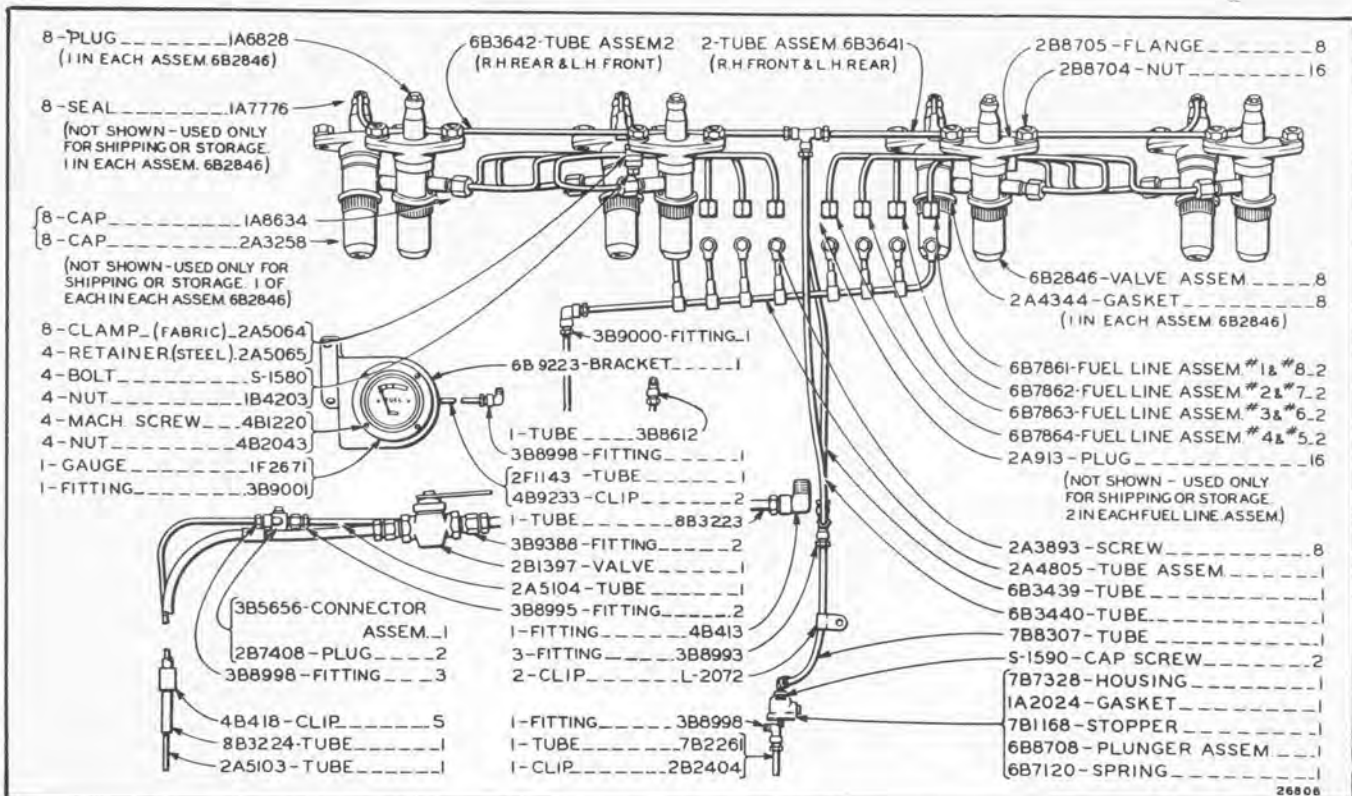
Fuel Injection Valves and Lines  
Serial No. 9J5144SP to 9J5198SP Inclusive



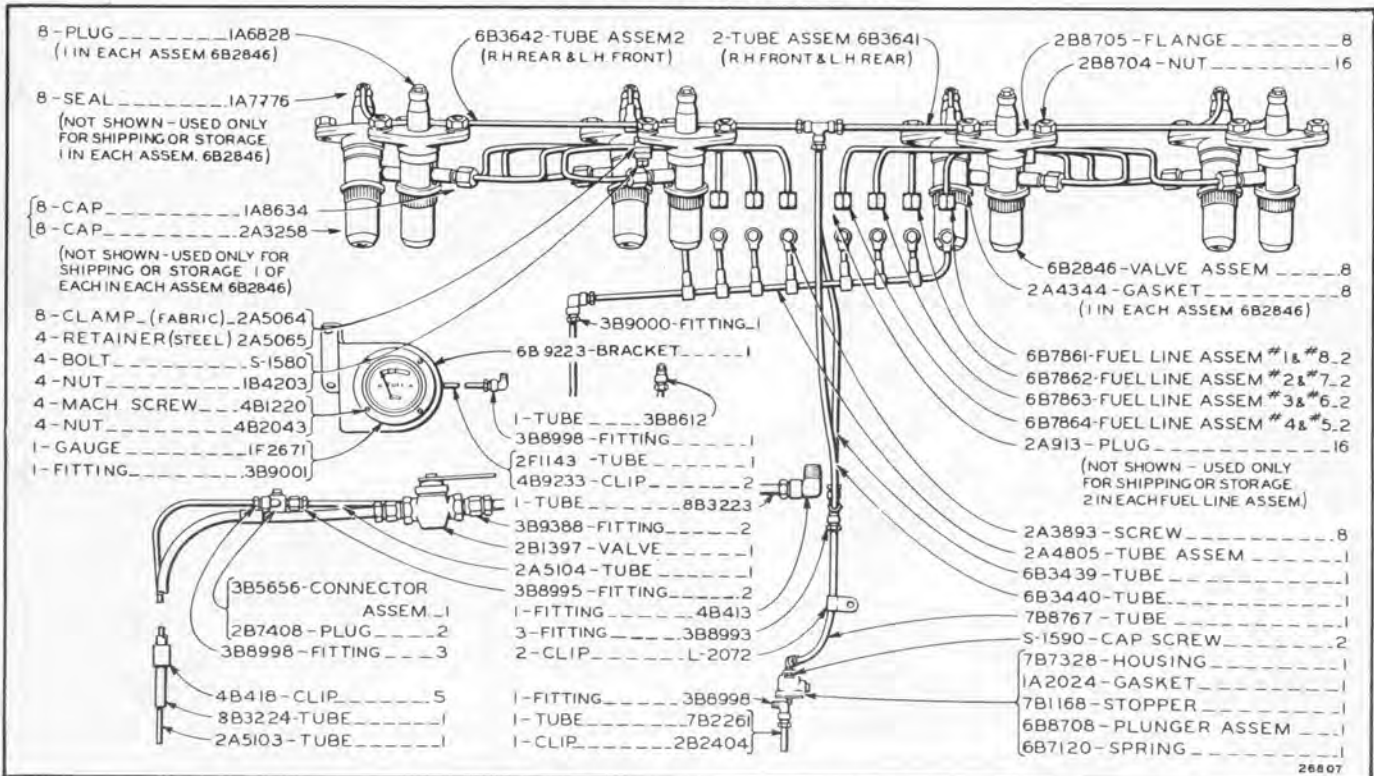
Fuel Injection Valves and Lines  
Serial No. 9J5199SP to 9J5213SP Inclusive

### CATERPILLAR D17000 DIESEL ENGINE

Always give engine serial number when ordering parts



**Fuel Injection Valves and Lines**  
Serial No. 9J5214SP to 9J5272SP Inclusive

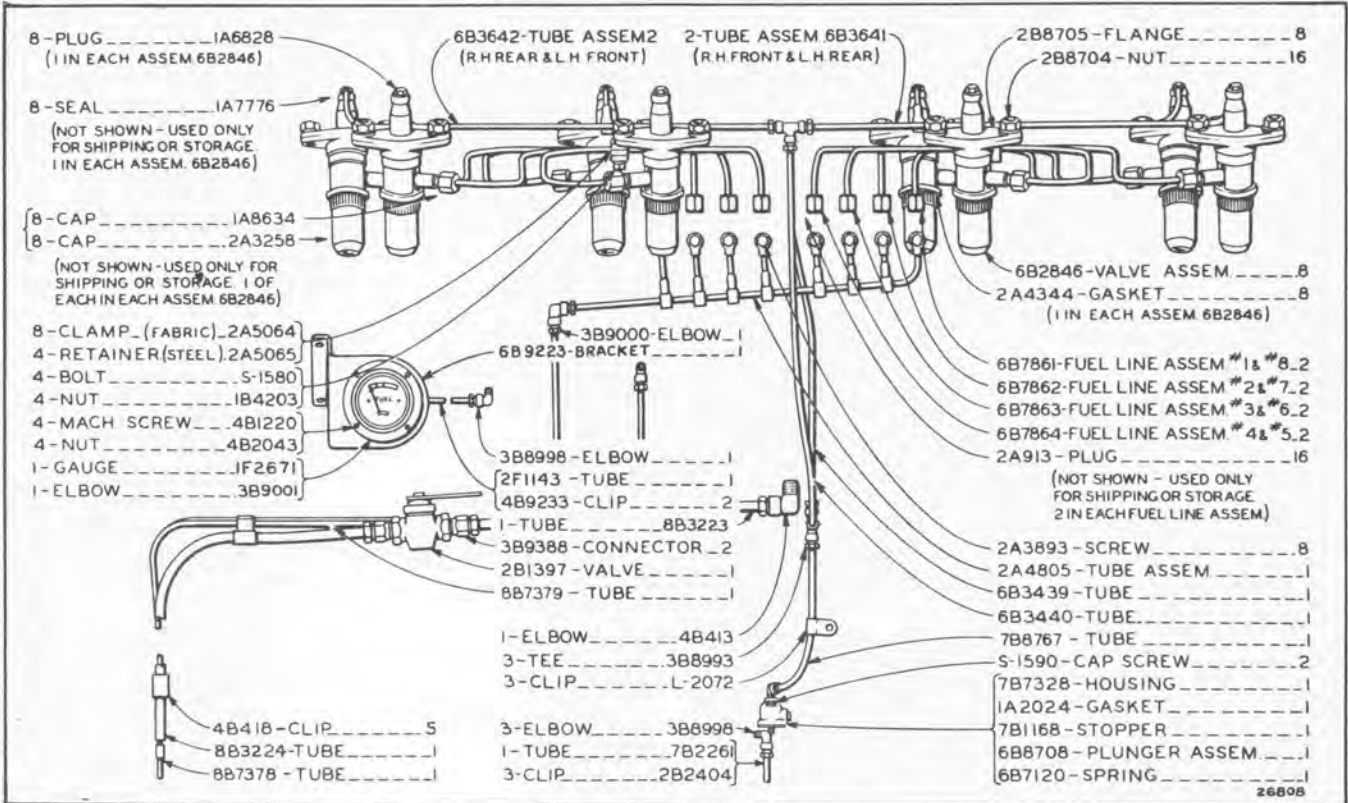


**Fuel Injection Valves and Lines**  
Serial No. 9J5273SP to 9J5405SP Inclusive

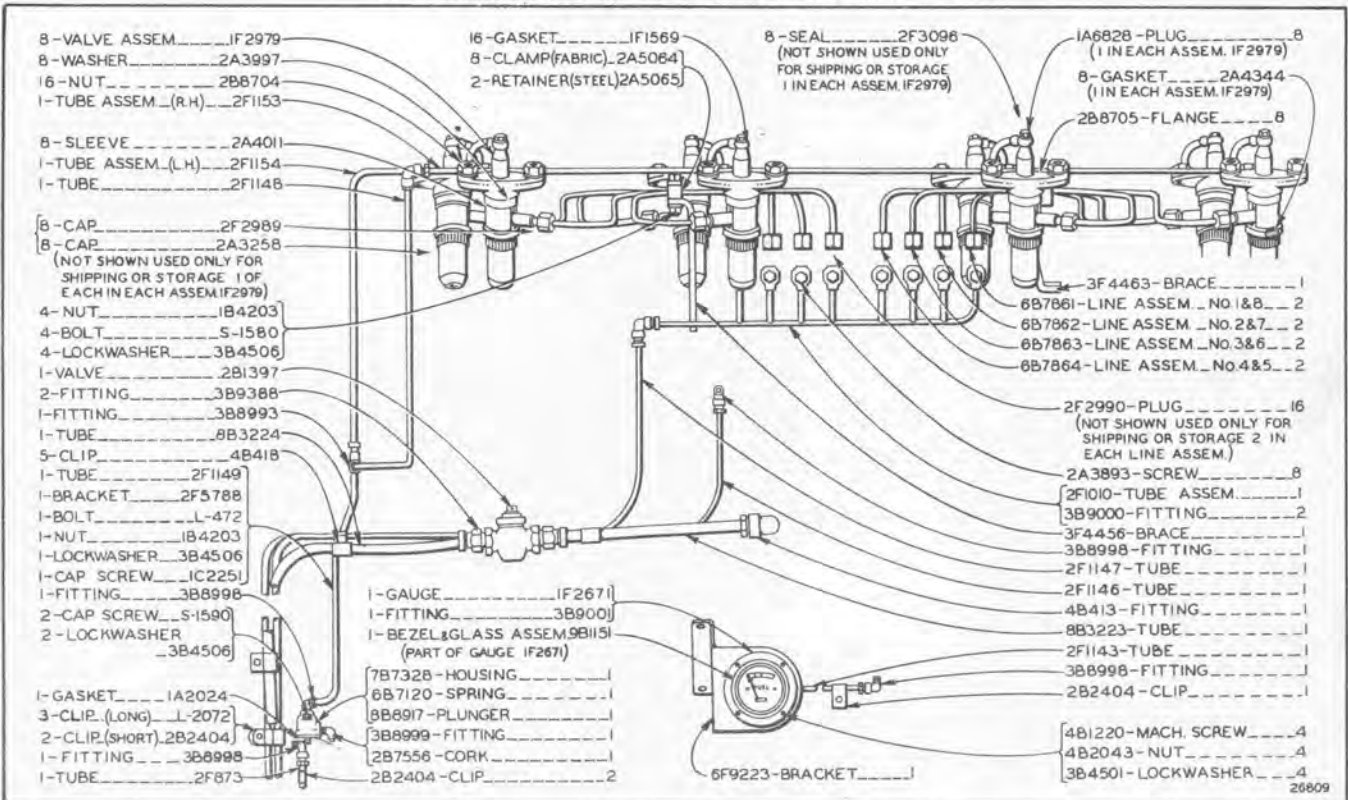
# CATERPILLAR D17000 DIESEL ENGINE

GEG-3861E

Always give engine serial number when ordering parts



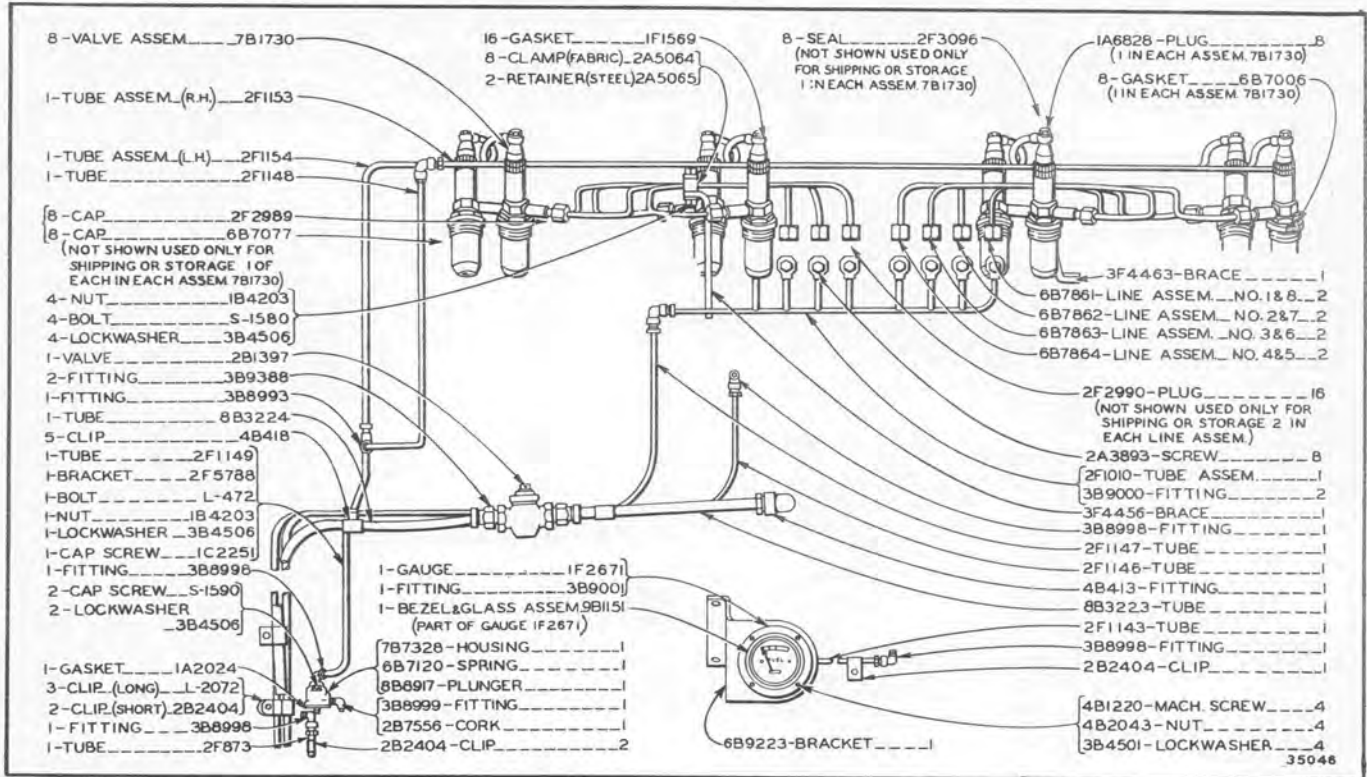
## Fuel Injection Valves and Lines Serial No. 9J5406SP to 9J6000SP and 3S1SP to 3S286SP Inclusive



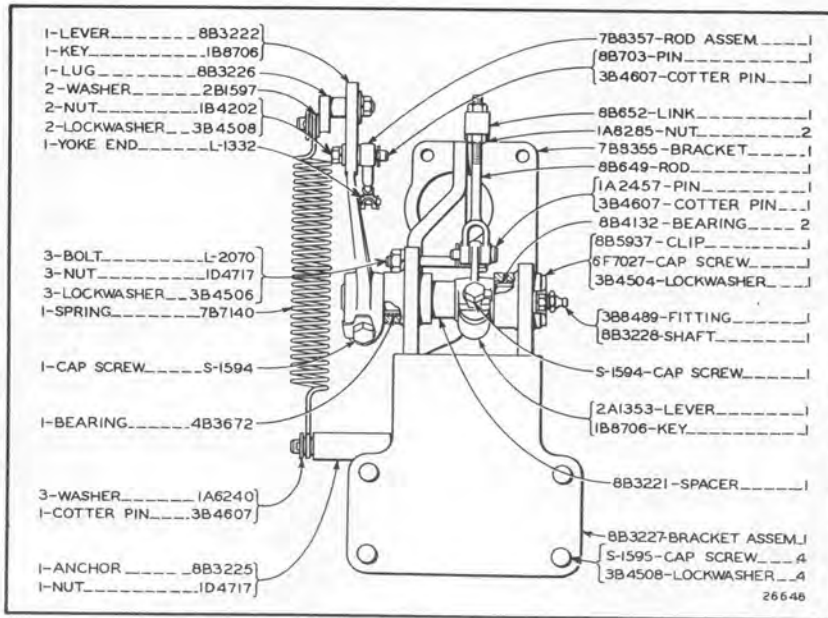
## Fuel Injection Valves and Lines Serial No. 3S287SP to 3S2000 Inclusive and 8S5001 to 8S6422 Inclusive

# CATERPILLAR D17000 DIESEL ENGINE

Always give engine serial number when ordering parts



Fuel Injection Valves and Lines  
 Effective with Serial No. 8S6423

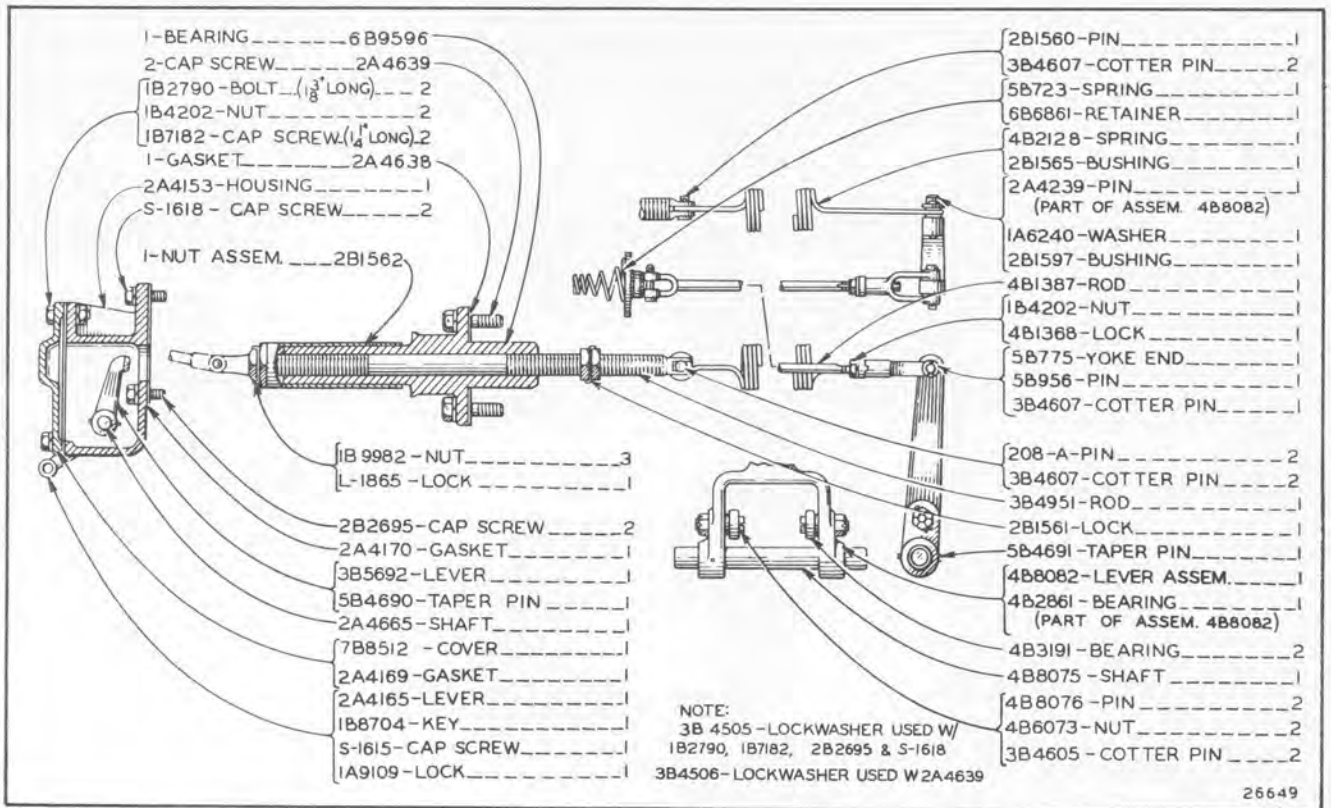


Fuel Pump and Governor Control Mechanism  
 Serial No. 9J5144SP to 9J5306SP Inclusive

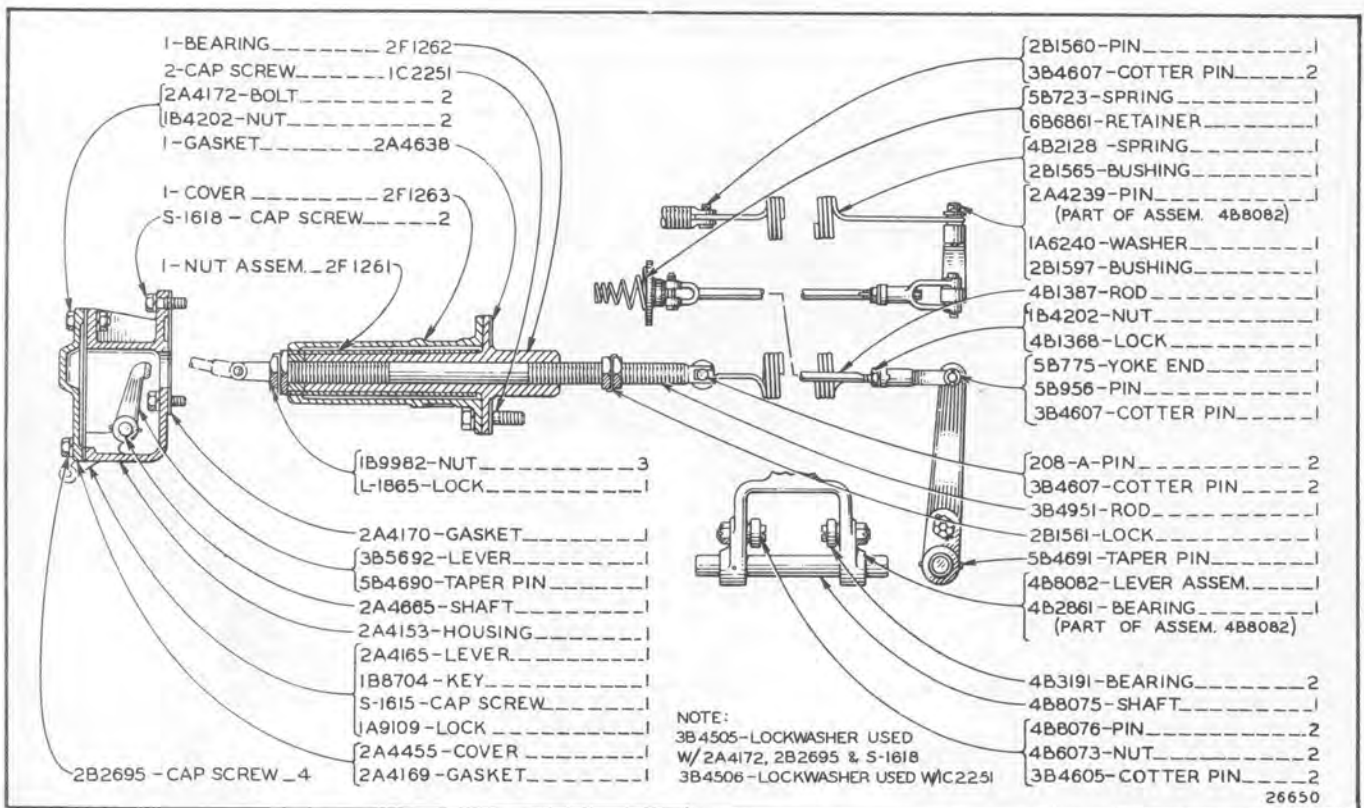
# CATERPILLAR D17000 DIESEL ENGINE

GEG-3861E

Always give engine serial number when ordering parts



**Fuel Pump and Governor Control Mechanism**  
 Serial No. 9J5144SP to 9J6000SP and 3S1SP to 3S182SP Inclusive



**Fuel Pump and Governor Control Mechanism**  
 Serial No. 3S183SP to 3S2000 Inclusive and 8S5001-Up

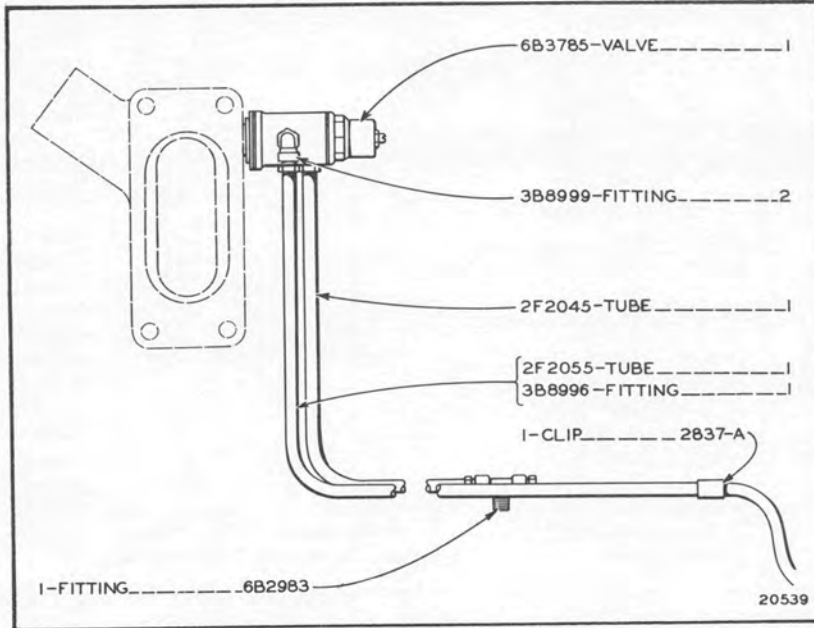
# CATERPILLAR D17000 DIESEL ENGINE

Always give engine serial number when ordering parts

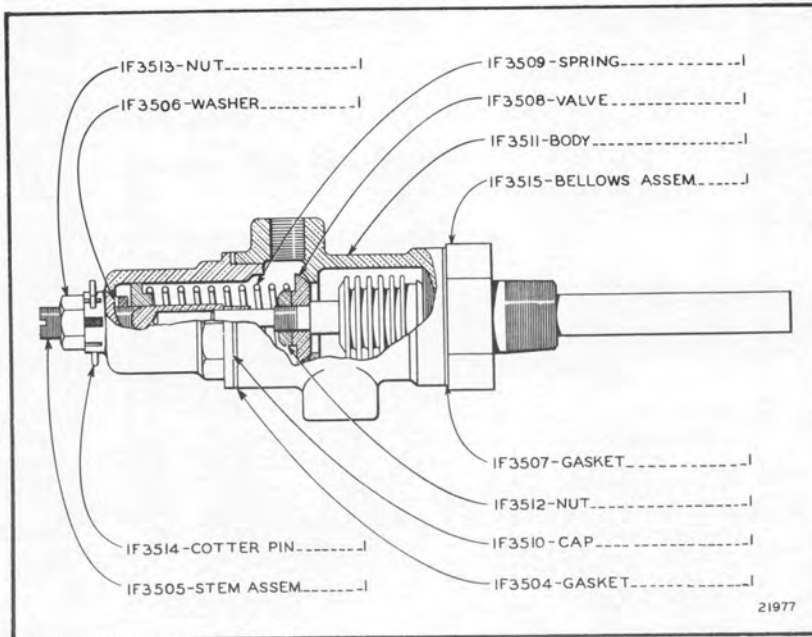
## 8B3728 Safety Shut-off Arrangement

Consists of:

- 1 Water Temperature Shut-off..... Page 56
- 1 8B9898 Oil Pressure Shut-off Group..... Page 57



### Water Temperature Shut-off Part of 8B3728 Safety Shut-off Arrangement



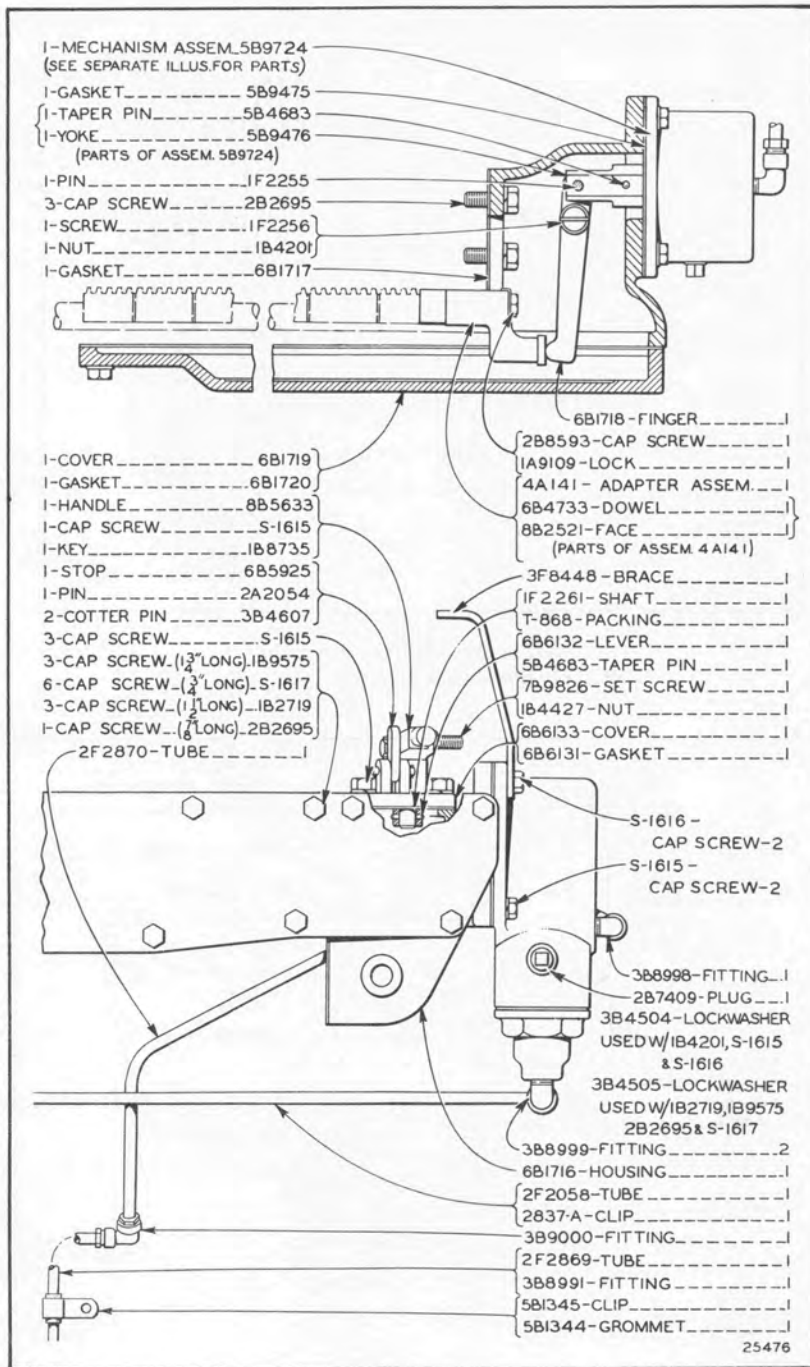
### 6B3785 Valve Part of Water Temperature Shut-off



# CATERPILLAR D17000 DIESEL ENGINE

GEG-3861E

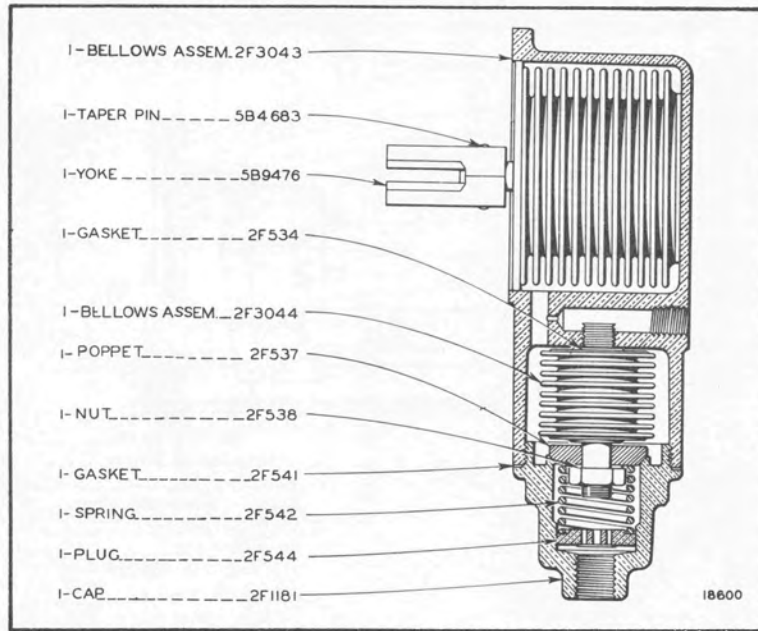
Always give engine serial number when ordering parts



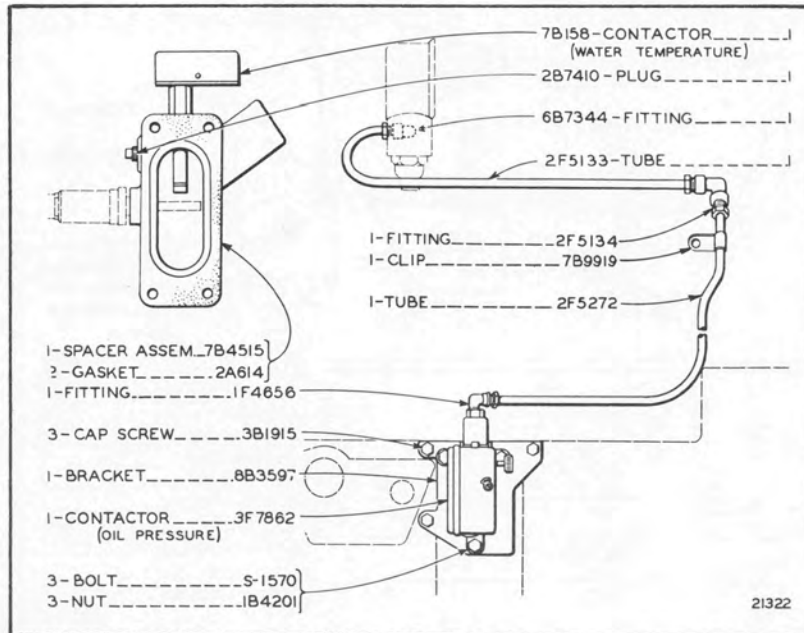
**8B9898 Oil Pressure Shut-off Group**  
Part of 8B3728 Safety Shut-off Arrangement

### CATERPILLAR D17000 DIESEL ENGINE

Always give engine serial number when ordering parts



**5B9724 Mechanism Assembly**  
Part of 8B9898 Oil Pressure Shut-off Group



**8B3600 Safety Alarm Group**

# CATERPILLAR D17000 DIESEL ENGINE

GEG-3861E

Always give engine serial number when ordering parts

## Transfers and Nameplates

Quantity Used	Part Number	Description
1	1B1897	Plate—Serial Number On L.H. side of Cylinder Block—Rear
6	4B4159	Drive Screw
1	6B1919	Transfer—Lub. Oil Filter Instructions On Oil Filter Cover
1	6B2255	Transfer—Safety On dash or guards, when used
1	9B3425	Plate—Engine Name and Patent On L.H. side of Cylinder Block—Front
1	3F4136	Label—Certification On Oil Filter Body

## CATERPILLAR D17000 DIESEL ENGINE

## INDEX OF CATALOG NUMBERS

Catalog identifications in this index are arranged in order, reading from left to right, first alphabetically according to the prefix letter or letters, if used, and second numerically.

In this index all numbers with a letter prefix will precede those without prefixes.

The number of letters or digits does not affect placement in the table, thus A1999999 will precede A2, and ZZ9999999 will precede Cat. No. 1 (number without a prefix). Letters take precedence over numbers so that Cat. No. 26F1 will precede Cat. No. 261.

Cat. No.	Page	Cat. No.	Page	Cat. No.	Page	Cat. No.	Page	Cat. No.	Page
B344	10, 44	T431	14, 37, 47, 48	1B4427	57	1F1742	32	1F5471	45, 46
B702	35, 36, 37	T495	9, 10, 11	1B4431	46, 47	1F2015	32	1F5965	37, 38
L1002	35	T68	10, 44	1B4439	5	1F2017	32	1F6887	45, 46
L1006	9, 10, 11, 42	T80	45, 46	1B4441	14	1F2020	32	1F929	37, 38
L1026	19, 29	T868	57	1B4442	45, 46	1F2021	32	1F967	8
L1141	22, 23	T924	6, 7, 12, 13, 14	1B4906	29	1F2044	32	2A1162	11
L1143	7, 40, 41	V114	18, 19	1B5174	22, 21	1F2047	32	2A1230	15, 16, 17, 22
L1166	15, 16, 17, 22	V196	12, 13	1B5355	12	1F2048	32	2A1278	35, 36, 37
L1213	46, 47, 48	1A1460	30	1B5358	12	1F2162	32	2A1279	35, 36, 37
L1332	54	1A1633	35, 36, 37	1B5696	18, 19	1F2238	40, 41	2A1341	39
L1351	11, 22, 23, 24, 44	1A1721	14, 39	1B5932	22, 23	1F2255	57	2A1353	35, 36, 37, 54
L1365	19	1A1890	20	1B6867	29	1F2256	57	2A1432	18, 19
L1686	29	1A1917	30, 31	1B6894	35, 36	1F2261	57	2A1433	18, 19
L1865	55	1A1935	15, 16, 17, 18	1B7182	50, 55	1F2298	42	2A1506	45, 46, 47, 48
L2061	19, 20, 21	1A1981	40, 41, 42, 43	1B7482	6, 7	1F2362	45, 46	2A1507	47
L2070	8, 35, 36, 37, 54	1A2024	52, 53, 54	1B7960	19, 20	1F2671	52, 53, 54	2A1553	12, 13
L2072	51, 52, 53, 54	1A2029	5, 7, 8, 11, 12, 14, 15, 16, 17, 18, 19, 23, 24, 25, 26, 44, 46, 47, 48, 49	1B7961	19, 20	1F2690	24	2A1634	24
L2119	35, 36, 37	1A2036	21	1B8082	9, 10, 11	1F2697	43	2A1635	24
L2288	44	1A2040	19, 20, 21	1B8083	9, 10, 11	1F2733	44	2A1640	24
L2332	26	1A2041	21	1B8088	9, 10, 11	1F2874	26	2A1719	30, 31
L364	9, 10, 11, 14, 23, 24, 39, 42	1A2209	50	1B8701	45, 46	1F2891	23	2A1723	44
L468	6, 7, 9, 10, 11	1A2457	35, 36, 37, 54	1B8702	10, 40, 41, 44	1F2892	23	2A1824	50
L472	8, 53, 54	1A2658	37, 38	1B8703	42, 43	1F2893	23	2A1927	46, 47, 48
L626	45, 46	1A3011	37, 38	1B8704	45, 46, 55	1F2894	23	2A1936	46, 47, 48, 49
L654	20, 21	1A3452	6, 7, 22	1B8706	35, 36, 37, 54	1F2896	23	2A2054	57
L702	14	1A4672	14, 22, 23	1B8707	23, 24	1F2913	38, 39	2A2097	50
L765	12	1A5518	26	1B8709	23, 24	1F2944	50	2A2209	50
L900	29	1A5535	6	1B8712	9, 10, 11, 14, 23, 24	1F2979	53	2A2218	50
L905	18, 19	1A5566	37, 38	1B8719	42	1F3129	42, 43	2A3223	12, 13
L906	18, 19	1A5826	39	1B8720	14	1F3131	24, 25	2A3258	51, 52, 53
L912	18, 19	1A5919	15, 16, 17, 19, 20, 21, 22	1B8726	30, 31	1F3222	22, 23	2A3307	50
L935	8	1A6240	54, 55	1B8730	9, 10, 11	1F3254	9, 10, 11	2A3311	50
S1012	37, 38	1A6813	11	1B8733	14	1F3255	23	2A3327	50
S1570	58	1A6828	51, 52, 53, 54	1B8735	57	1F3257	43	2A3328	50
S1571	12	1A6864	37, 38	1B8743	39	1F3275	43	2A3338	16, 17
S1574	18, 19	1A744	35, 36, 37	1B8743	39	1F3276	43	2A3348	50
S1580	8, 51, 52, 53, 54	1A7776	51, 52, 53	1B8825	7	1F3286	42, 43	2A3349	50
S1582	7, 8	1A7784	35, 36, 37	1B914	12	1F3293	43	2A3398	14
S1585	12, 13, 15, 16, 17, 18, 19, 22	1A8178	6	1B9575	57	1F3294	43	2A3447	35, 36, 37
S1588	12, 13, 14, 19, 22, 23, 26, 29, 35, 36, 37, 39, 40, 41, 49	1A8191	6	1B9704	35, 36, 37	1F3298	22, 23	2A3448	35, 36
S1589	18, 19	1A8285	54	1B9982	55	1F3302	23	2A3630	37, 38, 39
S1590	6, 7, 27, 28, 45, 52, 53, 54	1A8409	9, 10, 11	1C155	30, 31	1F3321	23	2A3665	50
S1591	9, 10, 11, 15, 16, 17, 26, 27, 28, 48	1A8412	9, 10, 11	1C157	14	1F3323	25	2A3686	50
S1593	28	1A8420	12	1C2251	18, 27, 28, 53, 54, 55	1F3324	25	2A37	9, 10, 11, 42
S1594	6, 7, 9, 10, 11, 14, 15, 16, 17, 18, 19, 22, 28, 37, 42, 50, 54	1A8825	7	1D4327	30, 31	1F3325	25	2A3710	18, 19
S1595	6, 7, 12, 13, 54	1A8825	54	1D4539	42, 44	1F3326	25	2A3746	14
S1615	55, 57	1A8409	9, 10, 11	1D4717	19, 54	1F3335	25	2A38	9, 10, 11, 42
S1616	57	1A8412	9, 10, 11	1D4901	5	1F3369	36, 38	2A3856	50
S1617	50, 57	1A8420	12	1F1231	14	1F3374	21	2A3882	50
S1618	40, 41, 42, 44, 55	1A8634	50, 51, 52, 53	1F1232	14	1F3460	50	2A3884	46, 47
S1621	30, 31	1A9109	55, 57	1F1273	9, 10, 11	1F3504	56	2A3885	46, 47, 48
S1748	28	1B1897	59	1F1283	34	1F3505	56	2A389	50
S2388	6, 7, 22	1B2402	22, 23	1F1365	5	1F3506	56	2A3893	51, 52, 53, 54
S509	22	1B2718	29	1F1514	22, 23	1F3507	56	2A3923	22
S519	19, 20, 21	1B2719	57	1F1538	21, 32	1F3508	56	2A3927	15, 16, 17
T284	50	1B2790	42, 43, 55	1F1540	21, 32	1F3509	56	2A3928	15, 16, 17, 47, 48
T349	35, 36, 37	1B4108	5	1F1541	21, 32	1F3510	56	2A3960	21
		1B4111	5	1F1543	21, 32	1F3511	56	2A3961	21
		1B4201	12, 57, 58	1F1544	21, 32	1F3512	56	2A3962	21
		1B4202	29, 50, 54, 55	1F1546	21, 32	1F3513	56	2A3962	21
		1B4203	6, 7, 8, 9, 10, 11, 12, 13, 19, 22, 23, 24, 26, 28, 35, 36, 37, 44, 45, 47, 48, 51, 52, 53, 54	1F1547	21, 32	1F3514	56	2A3971	30, 31
				1F1549	49	1F3515	56	2A3973	5
				1F1569	53, 54	1F3539	40, 41, 42, 43	2A3974	5
				1F1584	21, 32	1F3542	29	2A3977	32
				1F1585	21, 32	1F3577	5	2A3978	30, 31
				1F1586	32	1F3597	50	2A3982	15, 16, 17, 22
				1F1610	16	1F3659	35, 36	2A3991	5
				1F1664	48	1F3755	23, 24	2A3993	5
				1F1733	44	1F3756	23, 24	2A3997	53
				1F1739	13	1F3784	40, 41	2A4004	30
				1F1740	32	1F4372	50	2A4007	8
				1F1741	32	1F4656	58	2A4008	8
						1F5192	50	2A4011	53

# CATERPILLAR D17000 DIESEL ENGINE

GEG-3861E

## INDEX TO CATALOG NUMBERS (Cont'd)

Cat. No.	Page	Cat. No.	Page	Cat. No.	Page	Cat. No.	Page	Cat. No.	Page
2A4453--	27	2A5578--	50	2F1181--	58	3B4506--	5, 6, 7, 8, 9,	2A4013--	30, 31
2A4455--	55	2A5614--	50	2F1261--	55		11, 12, 13, 14,	2A4014--	30, 31
2A4462--	18, 19	2A562--	9, 10, 11	2F1262--	55		19, 22, 23, 24,	2A4015--	39
2A4465--	18, 19	2A5710--	50	2F1263--	55		25, 27, 28, 37,	2A4016--	39
2A4473--	35, 36, 37	2A5748--	40, 41, 50	2F2045--	56		42, 44, 46, 47,	2A4017--	39
2A4474--	37, 38	2A5778--	46, 47, 48	2F2055--	56		48, 50, 53, 54,	2A4018--	30, 31
2A4488--	14	2A5779--	46, 47, 48	2F2058--	57		55	2A4019--	30, 31
2A4492--	37, 38, 39	2A5881--	49	2F2088--	27, 28	3B4508--	5, 6, 7, 12, 13,	2A4027--	27, 28
2A4494--	12	2A5890--	46, 47, 48	2F2316--	29		19, 22, 28, 30,	2A4028--	27, 28
2A4511--	50	2A5891--	46, 47, 48	2F2318--	29		31, 36, 37, 54	2A4031--	14
2A4522--	15, 16, 17	2A5902--	26	2F2326--	19	3B4605--	55	2A4046--	14
2A4523--	8	2A5904--	26	2F2369--	34	3B4607--	18, 19, 54, 55,	2A4052--	14
2A4524--	8, 37	2A5933--	42, 43	2F2370--	34		57	2A4069--	30, 31
2A4565--	12	2A614--	6, 7, 58	2F2869--	57	3B4608--	45, 46	2A4110--	14
2A4566--	12	2A6285--	42	2F2870--	57	3B4609--	35, 36, 37	2A4115--	35, 36
2A4569--	12	2A666--	29	2F2872--	49	3B4611--	14	2A4119--	35, 36
2A4572--	6, 7, 8	2A762--	15, 16, 17, 50	2F2934--	46, 47, 48	3B4615--	12	2A4121--	35, 36
2A4578--	5	2A763--	14	2F2953--	49	3B4617--	13	2A4139--	6, 7
2A4582--	5	2A849--	14	2F2989--	50, 53, 54	3B4618--	23, 24, 34	2A4153--	55
2A4620--	19, 20, 21	2A913--	51, 52, 53	2F2990--	53, 54	3B4619--	5	2A4157--	50
2A4621--	14	2B1170--	29	2F3043--	58	3B4621--	20	2A4158--	19
2A4638--	55	2B1397--	51, 52, 53, 54	2F3044--	58	3B4622--	19, 21	2A4159--	50
2A4639--	18, 19, 55	2B1560--	55	2F3096--	53, 54	3B4628--	35, 36, 37	2A4165--	55
2A4665--	55	2B1561--	55	2F3365--	45	3B4951--	55	2A4169--	55
2A4707--	18	2B1562--	55	2F4272--	25	3B5406--	36	2A4170--	55
2A4708--	50	2B1565--	55	2F4567--	12	3B5420--	18, 19	2A4171--	12
2A4709--	18, 19	2B1597--	54, 55	2F4615--	49	3B5656--	51, 52	2A4172--	55
2A4710--	50	2B1786--	35, 36, 37	2F5133--	58	3B5692--	55	2A4173--	12
2A4711--	50	2B2404--	52, 53, 54	2F5134--	58	3B622--	35, 36, 37, 38	2A4179--	14
2A4713--	50	2B2414--	21, 32	2F5272--	58	3B623--	38, 39	2A4181--	14
2A4716--	50	2B2694--	45, 46	2F534--	58	3B6368--	21, 32	2A4186--	19, 20, 21
2A4717--	50	2B2695--	26, 28, 55, 57	2F537--	58	3B645--	12	2A4189--	19, 20, 21
2A4718--	10	2B2994--	19, 20, 21	2F538--	58	3B6494--	40, 41	2A4191--	37, 38, 39
2A4733--	50	2B3705--	37, 38	2F541--	58	3B6734--	23, 24	2A4203--	22
2A4734--	50	2B3708--	37, 38	2F542--	58	3B6912--	18, 19, 22,	2A4213--	6
2A4779--	50	2B3712--	18	2F544--	58		28, 42	2A4217--	14
2A4781--	50	2B4011--	34	2F5788--	53, 54	3B7302--	37	2A4218--	14
2A4805--	51, 52, 53	2B4602--	5, 43	2F647--	6, 7	3B7583--	9, 10	2A4223--	14
2A4817--	50	2B4705--	31	2F652--	46, 47, 48	3B7606--	10	2A4224--	14
2A4818--	50	2B4823--	5	2F653--	46, 47	3B7733--	40, 41	2A4225--	14
2A4905--	50	2B5721--	6	2F654--	47, 48	3B8485--	5	2A4237--	14
2A4918--	10	2B5721--	26	2F656--	47	3B8489--	19, 54	2A4239--	55
2A4965--	18, 19	2B5803--	6, 26	2F6997--	46, 47	3B8612--	51, 52	2A4242--	50
2A4996--	7	2B6040--	9, 10, 11, 14	2F7054--	49	3B8764--	39	2A4248--	14
2A5029--	50	2B6461--	18	2F740--	50	3B8893--	39	2A4253--	19, 20, 21
2A5048--	50	2B6463--	18, 19	2F7410--	46	3B8894--	39	2A4254--	21
2A5064--	51, 52, 53, 54	2B7109--	35, 36, 37	2F7603--	34	3B8984--	40, 41	2A4255--	14
2A5065--	51, 52, 53, 54	2B7111--	35, 36, 37	2F8518--	7, 13	3B8991--	27, 57	2A4256--	14
2A5103--	51, 52	2B7113--	35, 36, 37	2F8616--	49	3B8993--	27, 28, 51, 52,	2A4257--	14
2A5104--	51, 52	2B7114--	35, 36, 37	2F873--	53, 54		63, 54	2A4258--	19, 20, 21
2A5112--	50	2B7115--	35, 36, 37	2F971--	27, 28	3B8995--	6, 7, 27, 28,	2A4259--	14
2A5128--	27	2B7408--	7, 22, 40, 41,	2F973--	27, 28		51, 52	2A4260--	50
2A5129--	27		51, 52	208-A--	55	3B8996--	49, 56	2A4261--	50
2A5130--	27	2B7409--	14, 23, 24, 36,	21889--	31	3B8998--	19, 27, 28, 51,	2A4262--	5
2A5132--	27		37, 40, 41, 45,	2580-A--	34		52, 53, 54, 57	2A4264--	19, 20, 21
2A5133--	27		57	2651-A--	19, 20, 21,	3B8999--	53, 54, 56, 57	2A4265--	19, 20, 21
2A5134--	27	2B7410--	6, 7, 29, 47, 48,		46, 47, 48	3B9000--	51, 52, 53, 54,	2A4270--	35, 36, 37
2A5138--	27		50, 58	2837-A--	56, 57		57	2A4274--	30, 31
2A5139--	27	2B7411--	7, 28	287409--	35	3B9001--	28, 51, 52, 53,	2A4286--	9, 10
2A5140--	27	2B7556--	50, 53, 54	2986-A--	5		54	2A4287--	9, 10, 11, 19
2A5141--	27	2B7557--	22	3B1142--	35, 36, 37	3B9003--	27, 28	2A4291--	10
2A5142--	27	2B7559--	15, 16, 17	3B1143--	35, 36, 37	3B9259--	32	2A4292--	9, 10, 11
2A5156--	27	2B7560--	15, 16, 17, 22	3B1304--	45, 46	3B9388--	47, 48, 51, 52,	2A4310--	9, 10, 11
2A5220--	50	2B7767--	30, 31	3B1915--	45, 46, 58		53, 54	2A4344--	51, 52, 53
2A5222--	50	2B7863--	12, 13	3B2743--	6, 7	3B9983--	45, 46	2A4354--	6, 7
2A5257--	40	2B7868--	12, 13	3B2939--	18, 19, 22	3F1414--	23	2A4355--	6, 7
2A5266--	40	2B8293--	37, 38	3B2940--	18, 19	3F1670--	50	2A4356--	6
2A5272--	40, 41	2B8593--	57	3B3459--	5	3F2128--	31	2A4379--	50
2A5273--	40, 41, 42, 43	2B8704--	51, 52, 53	3B4427--	35, 36, 37, 38	3F2671--	13	2A4382--	50
2A5277--	40, 41, 42, 43	2B8705--	51, 52, 53	3B4428--	35, 36, 37	3F4136--	59	2A4390--	35, 36, 37
2A5279--	40, 41	2F1010--	53, 54	3B4429--	35, 36, 37	3F4456--	53, 54	2A4395--	35, 36, 37
2A5281--	40, 41, 42, 43	2F1037--	27, 28	3B4430--	35, 36, 37	3F4463--	53, 54	2A4396--	37
2A5285--	40, 41, 43	2F1048--	27	3B4431--	35, 36, 37	3F5014--	50	2A4414--	35, 36, 37
2A53--	9, 10, 11, 42	2F1075--	27, 28	3B4432--	35, 36, 37	3F7445--	36, 37	2A4415--	35, 36, 37
2A5320--	40	2F1089--	27, 28	3B4433--	35, 36, 37	3F7577--	34	2A4416--	35, 36, 37
2A5349--	22, 23	2F1143--	51, 52, 53, 54	3B4434--	35, 36, 37	3F7862--	58	2A4424--	50
2A5351--	50	2F1146--	53, 54	3B4499--	6	3F8448--	57	2A4425--	10
2A5384--	50	2F1147--	53, 54	3B4501--	53, 54	3F8526--	36, 37	2A4445--	18, 19
2A5386--	50	2F1148--	53, 54	3B4504--	14, 50, 54, 57	3F898--	34	2A4446--	18, 19
2A5387--	50	2F1149--	53, 54	3B4505--	28, 29, 42, 43,	3269-A--	18, 19	2A4448--	6, 7, 8, 15, 16,
2A5554--	40, 41, 42, 43	2F1153--	53, 54		44, 46, 50, 55,	3322-A--	30, 31		17, 35, 36, 37,
2A5561--	40, 41, 42, 43	2F1154--	53, 54		57	4A141--	57		48

## CATERPILLAR D17000 DIESEL ENGINE

## INDEX TO CATALOG NUMBERS (Cont'd)

Cat. No.	Page	Cat. No.	Page	Cat. No.	Page	Cat. No.	Page	Cat. No.	Page
4B1220--	51, 52, 53, 54	5B1638--	26	5B956---	55	6B3785--	56	6F2690--	11
4B1227--	22, 23	5B1661--	26, 28	5B9596--	40	6B4011--	34	6F2691--	11
4B1242--	18, 19	5B17----	15, 16, 17, 19, 20	5B9621--	49	6B4203--	23	6F2693--	11
4B1253--	14			5B9622--	49	6B4553--	22	6F2694--	11
4B1327--	12	5B1756--	20, 21, 26	5B9623--	49	6B4637--	30	6F2695--	11
4B1368--	55	5B1866--	22, 23	5B9724--	57	6B4681--	30, 31	6F2696--	11
4B1387--	55	5B1921--	28	5B9858--	22	6B4688--	30	6F2698--	11
4B1596--	12	5B2256--	28	5B9934--	40, 41	6B4689--	30, 31	6F2796--	11
4B1921--	18, 19, 22	5B2270--	28	5B9935--	40	6B4691--	30	6F2919--	11
4B2043--	51, 52, 53, 54	5B2271--	28	5B9966--	46, 47, 48	6B4693--	30, 31	6F3003--	11
4B2090--	14	5B2383--	35	5F1853--	34	6B4733--	57	6F3032--	33
4B2128--	55	5B2455--	22, 44	5F2407--	11	6B4738--	30, 31	6F3193--	7
4B2176--	40, 41	5B2468--	22	5F2422--	11	6B4790--	8	6F3196--	7
4B2199--	40, 41	5B2574--	6, 7	5F286--	31, 33	6B4796--	8	6F3202--	7, 28
4B2202--	40, 41	5B2579--	23, 24	5F287--	31, 33	6B4810--	8	6F3203--	7
4B2224--	40, 41	5B2593--	22	5F288--	31, 33	6B4874--	27, 28	6F3205--	7
4B2853--	12	5B2594--	22	5F289--	31, 33	6B5009--	14	6F3206--	7
4B2854--	12	5B2681--	34	5F334--	17, 21	6B5010--	14	6F3208--	7
4B2861--	55	5B2686--	26	5F360--	33	6B5925--	57	6F3218--	7
4B2870--	6, 7	5B2766--	12	5F361--	33	6B6131--	57	6F3450--	28
4B3191--	55	5B2839--	10, 11	5F362--	33	6B6132--	57	6F3581--	48
4B3672--	54	5B2968--	12	5F363--	33	6B6133--	57	6F3598--	36
4B413---	46, 47, 48, 51, 52, 53, 54	5B3029--	26	5F367--	32	6B6158--	51	6F3682--	24
		5B3185--	26	5F368--	32	6B6222--	39	6F3683--	24
4B4159--	59	5B3190--	20, 21	5F443--	33	6B6224--	37	6F3684--	24
4B418---	47, 48, 51, 52, 53, 54	5B3255--	6	5F444--	33	6B6225--	37	6F3685--	24
		5B3256--	6	5F6245--	13	6B635---	22	6F3687--	25
4B4283--	5	5B368---	35, 36, 37, 38	5F6710--	13	6B6489--	7	6F3689--	25
4B4298--	23	5B3718--	35, 36, 37	5F6752--	13	6B6705--	42, 43	6F3788--	28
4B479---	22, 23, 26	5B3729--	18, 19, 22, 28	5F8024--	9, 11	6B6861--	55	6F3808--	7
4B4948--	37	5B3850--	49	5F8025--	9, 11	6B6863--	31	6F385--	42, 43
4B5098--	45, 46	5B3865--	11	5F8026--	9, 11	6B690---	7	6F3893--	28
4B5270--	12, 13	5B4233--	23, 24	5F8027--	9	6B70----	18, 19	6F3958--	37
4B5315--	34	5B4683--	57, 58	5F8028--	11	6B7006--	54	6F4121--	28
4B5387--	23, 24	5B4690--	55	6B1156--	30	6B7020--	39	6F4193--	48
4B5883--	7	5B4691--	35, 36, 37, 55	6B1716--	57	6B7021--	39	6F4398--	42
4B611---	19	5B4693--	9, 10	6B1717--	57	6B7077--	54	6F4400--	42, 43
4B616---	19	5B4698--	10	6B1718--	57	6B7109--	35, 36, 37	6F4401--	42
4B6768--	18	5B54---	15	6B1719--	57	6B7120--	45, 52, 53, 54	6F4404--	42
4B8073--	55	5B5450--	34	6B1720--	57	6B7344--	58	6F4405--	42
4B8075--	55	5B5946--	26	6B1914--	40, 41, 42, 43	6B7861--	51, 52, 53, 54	6F4585--	42
4B8076--	55	5B5947--	26	6B1917--	10	6B7862--	51, 52, 53, 54	6F4587--	42
4B8079--	14	5B5971--	26	6B1919--	59	6B7863--	51, 52, 53, 54	6F4696--	13
4B8082--	55	5B5972--	26	6B2017--	45, 46	6B7864--	51, 52, 53, 54	6F4730--	24
4B8083--	14	5B5973--	26	6B2174--	34	6B7919--	22, 23	6F4731--	24
4B8438--	35	5B5974--	26	6B2255--	59	6B7962--	53	6F4733--	24
4B8537--	35, 36	5B5975--	26	6B2291--	34	6B8039--	42	6F4734--	24
4B8811--	46, 47, 48	5B5976--	26	6B2329--	35, 36, 37	6B8094--	42	6F4735--	24
4B9046--	45, 46	5B5977--	26	6B2846--	51, 52, 53	6B8241--	42, 43	6F4736--	24
4B9047--	45, 46	5B5978--	26	6B2955--	46, 47, 48	6B8242--	42, 43	6F4737--	24
4B9049--	45, 46	5B5982--	26	6B2958--	46, 47	6B8505--	35, 36, 37	6F4770--	42
4B9050--	45, 46	5B5983--	26	6B2983--	56	6B8630--	9, 10	6F4843--	19
4B9054--	45, 46	5B5984--	26	6B3003--	14	6B8675--	40, 41	6F4922--	36, 37
4B9056--	45, 46	5B6479--	22	6B3063--	46	6B8708--	52, 53	6F5138--	34
4B912---	44	5B6587--	23	6B3108--	6, 7	6B8798--	46, 47, 48	6F5257--	39
4B9121--	45	5B6904--	40, 41, 42, 43	6B3182--	8	6B8825--	22	6F5264--	34
4B9233--	51, 52, 53	5B6905--	40, 41, 42, 43	6B3133--	8	6B8826--	22	6F5301--	28
4B9406--	6, 7	5B7149--	23	6B3258--	23	6B8921--	22	6F5993--	37
4B9656--	45	5B7150--	23	6B3303--	22	6B8922--	22	6F6113--	37
4B9687--	7	5B7165--	39	6B3304--	22, 23	6B8924--	22	6F6178--	39
4B9731--	7	5B721--	14	6B3314--	23	6B9058--	50	6F6180--	37
4B991---	51	5B7210--	26	6B3315--	23	6B9059--	51	6F6182--	37
4B992---	51	5B7211--	26	6B3324--	23, 24	6B9086--	45	6F6183--	37
4F1238--	14	5B7212--	26	6B3362--	49	6B9087--	45	6F7027--	54
4F2736--	26, 28	5B723--	55	6B3363--	49	6B9186--	45	6F7033--	12
4F2739--	45, 46, 47, 48	5B7267--	26	6B3364--	49	6B9223--	51, 52, 53, 54	6F8136--	7
4F5420--	39	5B7340--	24	6B3398--	50	6B9507--	45	6F8447--	37
4F7059--	6	5B7589--	27	6B3400--	24	6B9596--	55	6F9223--	53
4F7816--	30, 31	5B7652--	21	6B3404--	8	6F1280--	5	6F9446--	37
4F8127--	42, 43	5B767--	34	6B3425--	23	6F1821--	24	6F9447--	21
4F846--	47	5B775--	55	6B3438--	51	6F1822--	24	6F9467--	7
4F8482--	43	5B8075--	50	6B3439--	51, 52, 53	6F2030--	31, 33	6F9545--	7
4F9262--	31	5B8607--	44, 49	6B3440--	51, 52, 53	6F2031--	31, 33	6F9880--	28
4F9433--	11	5B8609--	46, 47, 48, 49	6B3445--	46	6F2032--	31	6F9902--	7
4F9535--	11	5B8721--	26	6B3464--	23	6F2033--	31, 33	7B1167--	45
4F9785--	28	5B9079--	49	6B3505--	22	6F2034--	33	7B1168--	52, 53
4F9865--	34	5B9419--	26	6B3513--	23	6F2035--	33	7B124--	22, 23
4F9866--	34	5B9475--	57	6B3514--	23	6F2036--	33	7B1361--	23
497-A---	50	5B9476--	57, 58	6B3592--	23	6F2037--	33	7B1362--	23, 24
5B1082--	18, 19	5B9504--	45, 46	6B3641--	51, 52, 53	6F2038--	33	7B1363--	23
5B1344--	57	5B9506--	23, 24	6B3642--	51, 52, 53	6F2039--	33	7B1553--	5, 31
5B1345--	57	5B9508--	49	6B3699--	22	6F2301--	11	7B1554--	5

# CATERPILLAR D17000 DIESEL ENGINE

GEG-3861E

## INDEX TO CATALOG NUMBERS (Cont'd)

Cat. No.	Page	Cat. No.	Page	Cat. No.	Page	Cat. No.	Page	Cat. No.	Page
7B158---	58	7B3950--	15, 16, 17	7B7328--	52, 53, 54	8B24----	45, 46	8F4664--	48
7B1730--	54	7B3951--	15, 16, 17	7B7438--	47	8B2521--	57	8F8521--	21
7B1756--	35, 36, 37	7B3952--	15, 16, 17	7B7439--	47	8B3221--	54	8F8523--	21
7B1820--	38	7B4033--	26	7B7769--	13	3B3222--	54	8F9271--	34
7B1844--	39	7B4117--	50	7B7840--	49	9B3223--	52, 53, 54	9B1140--	5
7B195---	24	7B4216--	16, 17	7B7921--	49	8B3224--	52, 53, 54	9B1151--	53
7B197---	24	7B4289--	44	7B8017--	46, 47, 48	8B3225--	54	9B1161--	54
7B198---	24	7B4309--	18, 19	7B8072--	49	8B3226--	54	9B1332--	50
7B2094--	45, 46	7B4310--	6, 7	7B8201--	49	8B3227--	54	9B1691--	12
7B2125--	23, 24	7B4357--	19	7B8260--	46, 47, 48	8B3228--	54	9B2232--	40, 41, 43
7B2126--	13, 18, 19	7B4429--	18, 19	7B8285--	49	8B344----	49	9B2317--	41
7B2184--	22, 23	7B4508--	15, 16	7B8307--	52	8B3597--	58	9B2318--	41
7B2261--	52, 53	7B4515--	58	7B8355--	54	8B375---	18, 19	9B2320--	41
7B2335--	46, 47, 48	7B4991--	29	7B8357--	54	8B3802--	6, 7	9B2321--	41
7B244---	35	7B5265--	6, 7	7B8397--	47, 48	8B4132--	54	9B2453--	5
7B248---	22, 23	7B5281--	10, 11	7B8416--	47, 48	8B4735--	47, 48	9B3129--	28
7B253---	22, 23	7B537---	31	7B8433--	15, 16, 17	8B4967--	50	9B3305--	7
7B254---	22, 23	7B5391--	13	7B8512--	55	8B4990--	50	9B3306--	7
7B255---	22	7B5415--	37	7B8517--	49	8B5633--	57	9B3346--	30, 31
7B2573--	43	7B5459--	44	7B8563--	49	8B5937--	54	9B3425--	59
7B2579--	43	7B557---	13	7B8633--	49	8B652---	54	9B3620--	5
7B261---	22, 23	7B558---	13	7B8661--	49	8B6828--	21, 22, 23	9B3621--	5
7B264---	22	7B5586--	44	7B8767--	52, 53	8B703---	54	9B3622--	5
7B280---	35, 36, 37	7B559---	13	7B9002--	43	8B7378--	53	9B3623--	5
7B2940--	29	7B560---	13	7B9106--	49	8B7379--	53	9B3624--	5
7B3033--	30	7B5703--	18, 19	7B9159--	16, 17	8B8619--	13	9B4085--	50
7B3034--	31	7B5742--	44	7B9241--	35, 36	8B8906--	35, 36	9B4086--	50
7B305---	44, 45	7B6122--	49	7B9826--	57	8B8917--	45, 49, 53, 54	9B8681--	13
7B3130--	23	7B6325--	30, 31	7B9919--	58	8B8983--	12	9B8686--	13
7B3131--	23	7B6326--	15, 16, 17	7F3498--	19	8B9727--	7	9B8692--	13
7B3190--	19	7B6365--	49	7F3901--	48	8B9728--	7	9B8714--	29
7B3244--	15, 16, 17	7B6368--	49	7F4163--	7	8B9740--	22, 23	9B8720--	12
7B3254--	35, 37, 38	7B6768--	15	7F4863--	44	8B9828--	6, 7	9B8786--	13
7B3542--	17	7B6787--	34	7F4948--	19	8F2133--	43	9B8806--	12, 13
7B3559--	15, 16, 17	7B7071--	6, 7	7F8783--	39	8F3634--	46	9B8816--	12
7B3560--	19	7B7072--	6, 7	8B1402--	50	8F4292--	43	9B8820--	12
7B3719--	6, 7	7B7087--	5	8B1615--	23	8F4294--	44	9B8831--	12
7B3784--	6, 7	7B7088--	5	8B1675--	15, 16	8F4296--	44	9F2755--	21
7B3829--	19	7B7129--	49	8B2278--	19	8F4581--	43	9025----	20, 21
7B3839--	6, 7	7B7140--	54	8B2283--	27, 28				

LOCOMOTIVE AND CAR EQUIPMENT DEPARTMENT

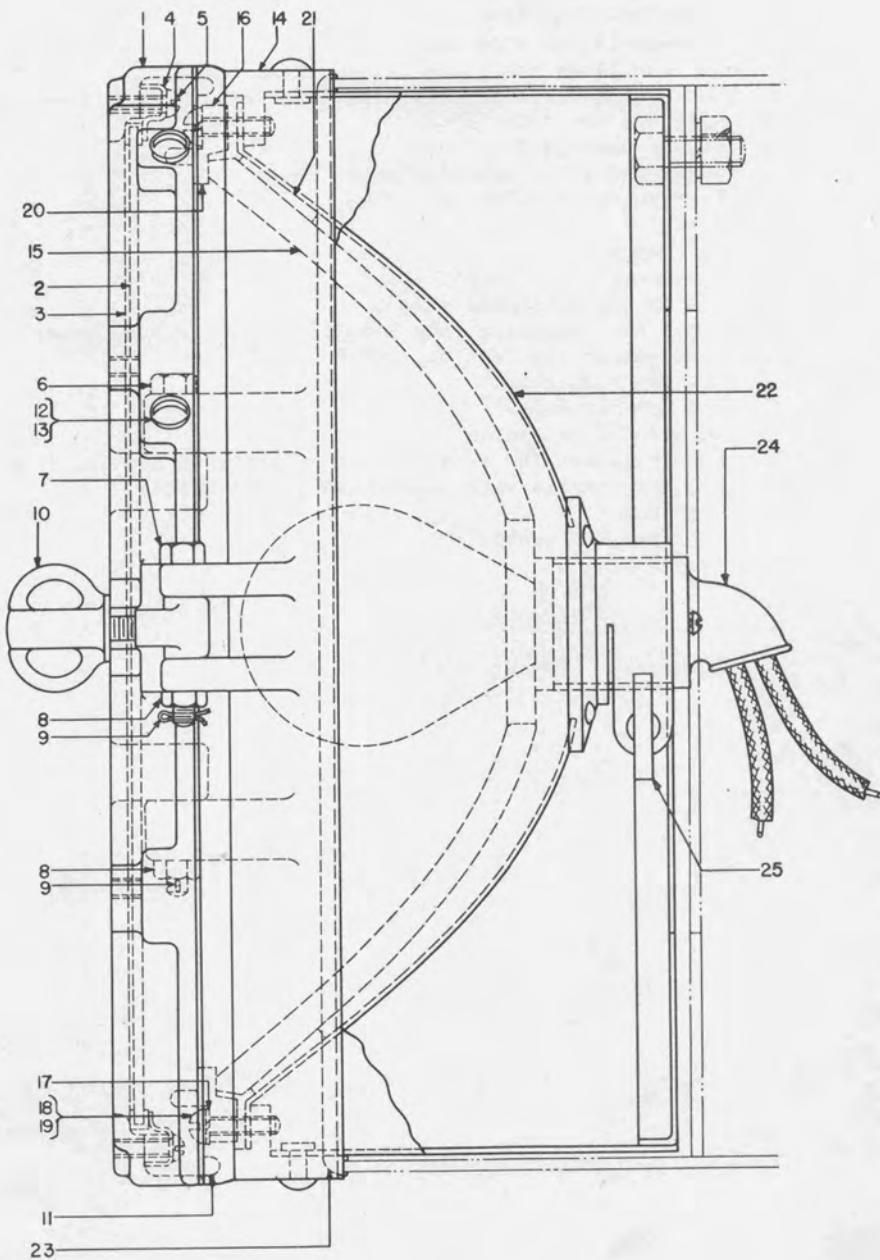
**GENERAL**  **ELECTRIC**

ERIE, PA.



# PYLE-NATIONAL TYPE C-620-GN HEADLIGHT

Manufactured by The Pyle-National Company  
Chicago, Illinois



**GENERAL ELECTRIC**

GEG-3870A

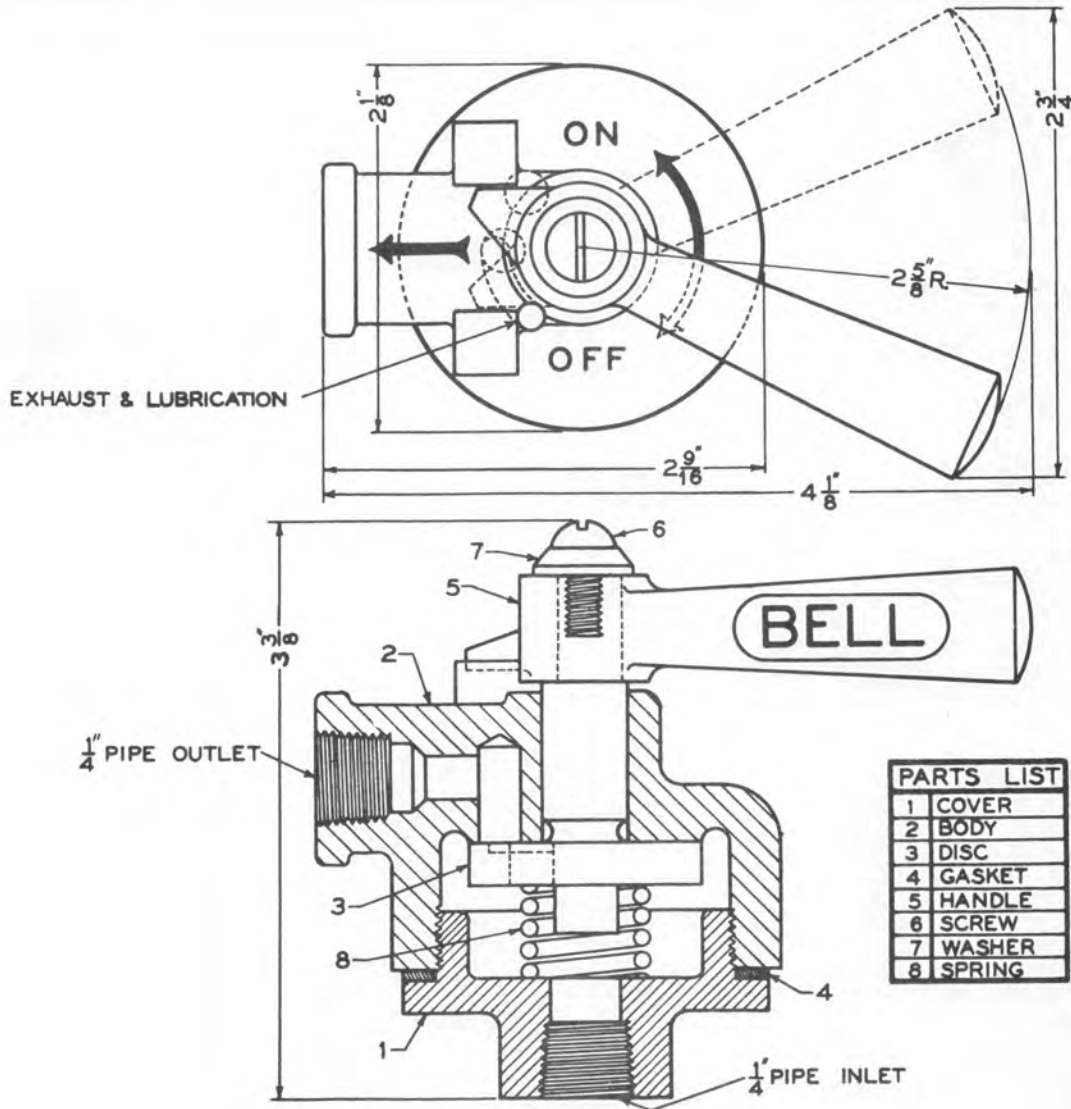
PYLE-NATIONAL TYPE C-620-GN HEADLIGHT

Ref. No.	Part No.	No. Re-quired	Description
1	1217-VR	1	Door
2	12042	1	Lens for door
3	6010	1	Gasket for lens
4	14118-D	6	Retaining clip for lens
5	1961	6	Screw for clip (14-24, 5/8 in. r.h. brass)
6	14017-MZ	1	Hinge bolt for door
7	14017-LZ	1	Hinge bolt for wing nut
8	14017-N	2	Nut for hinge bolt (1/4 in.-20, hex. brass)
9	COT-6	2	Cotter pin for hinge bolt (3/32 in. by 1/2 in.)
10	1843-R	1	Wing nut for door latch
11	RGS-5-E	1	Rubber packing for door
12	2109	4	Screw for visor mounting hole
13	1847-E	4	Lock washer for Part No. 2109
14	1201-GNC	1	Body
15	12012-G	1	Reflector
16	6003	1	Retaining ring for reflector
17	2619	6	Spring for retaining ring
18	121-B	6	Screw for retaining ring (14-24, 1 1/4 in. r.h. brass)
19	1847-E	6	Lock washer for Part No. 121-B
20	6012-G	1	Pad for reflector
21	6013	1	Pad for reflector
22	1224-VSC	1	Shield for reflector
23	-----	1	Rubber gasket for body (1/4 in. diam by 43 5/8 in. long)
24	1850-NAC	1	Focusing device with socket and socket holder
	LSH-5	1	Socket
	2019-SB	1	Holder for socket
25	557	1	Thumbscrew



## KING OPERATING VALVE NO. 14

THE UNITED STATES METALLIC PACKING COMPANY  
PHILADELPHIA, PA.



KING OPERATING VALVE №14 IS IDEAL FOR BELL RINGER OPERATION. WHEN THE HANDLE OF THIS VALVE IS TURNED TO OFF POSITION, THE PRESSURE IN THE PIPE BETWEEN THE VALVE AND THE BELL RINGER EXHAUSTS TO THE ATMOSPHERE AND BELL STOPS RINGING.

When ordering renewal parts, give quantity, catalog number, description of each item required, and complete nameplate reading.

GENERAL  ELECTRIC

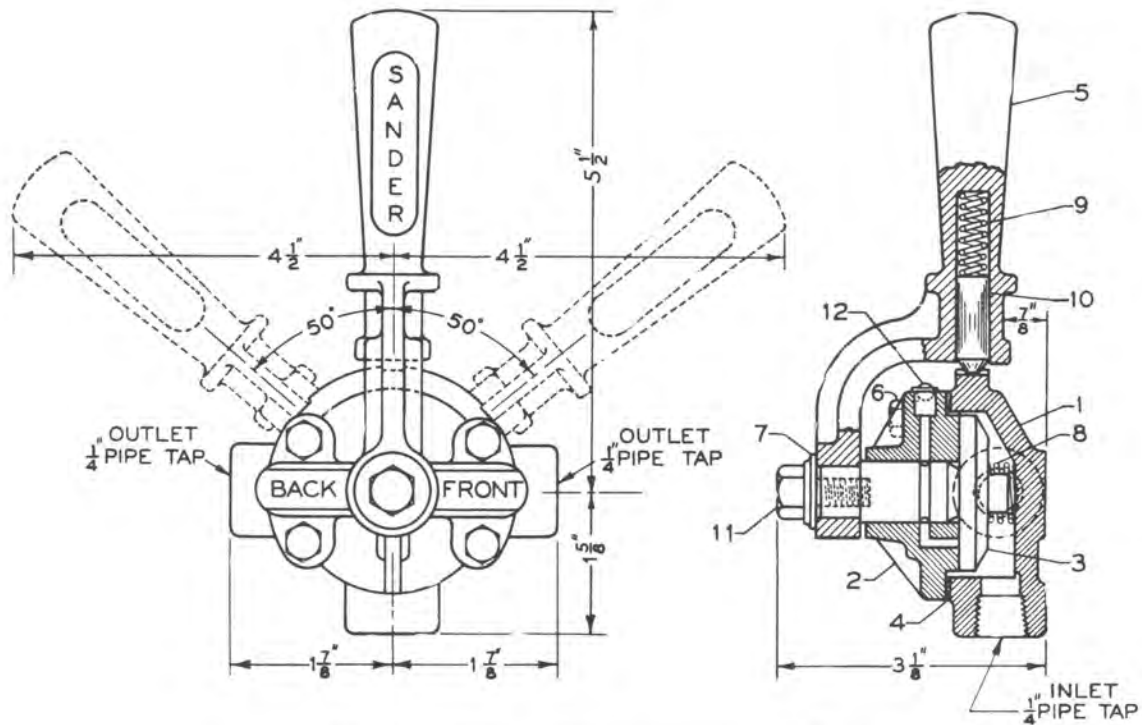


# RENEWAL PARTS

GEG-3882

## KING OPERATING VALVE NO. 29

THE UNITED STATES METALLIC PACKING COMPANY  
STATEN ISLAND 5, NEW YORK



PARTS LIST			
1	COVER	7	WASHER
2	BODY	8	VALVE SPRING
3	DISC	9	INDEX SPRING
4	GASKET	10	INDEX PLUNGER
5	HANDLE	11	HANDLE SCREW
6	BODY SCREW	12	OILER

KING OPERATING VALVE NO 29 IS A DUPLEX VALVE HAVING ONE INLET AND TWO OUTLETS. IT IS USED PRINCIPALLY TO OPERATE FRONT AND BACK PNEUMATIC TRACK SANDERS. THIS VALVE REQUIRES NO PACKING AND THE FLAT SEAT WILL REMAIN TIGHT OVER A LONG PERIOD.

When ordering renewal parts, give quantity, catalog number, description of each item required, and complete nameplate reading.

GENERAL  ELECTRIC

11-60(500)

3-65(300)

Data subject to change without notice.

PRINTED  
IN  
U.S.A.  
E



"Where Service Is An Attitude"

P.O. Box 6237 • Jacksonville, Florida 32236

## ABRAM WHITE SALES The Salem Line

AS REMOVED


PARTS

REBUILT

SALES

NEW

SERVICE



246 Duplex Operating Valve  
276 Rotary Sand Shutoff  
353 Mod Horn Valve  
500 Elec. Sander Control  
506 Double Acting Bell Ringer  
530 Auto Air Res. Drain Valve  
580 Drain Valve  
596 Two Way Check

599 One Way Check  
696 Two Way Check  
813 Drain Valve  
817 Cent. Air Filter  
818 Cent. Air Filter  
824 Cent. Air Filter  
880 Electric Drain  
998 Check Valve

**CALL TABCO TOLL FREE 1-800-729-2725**

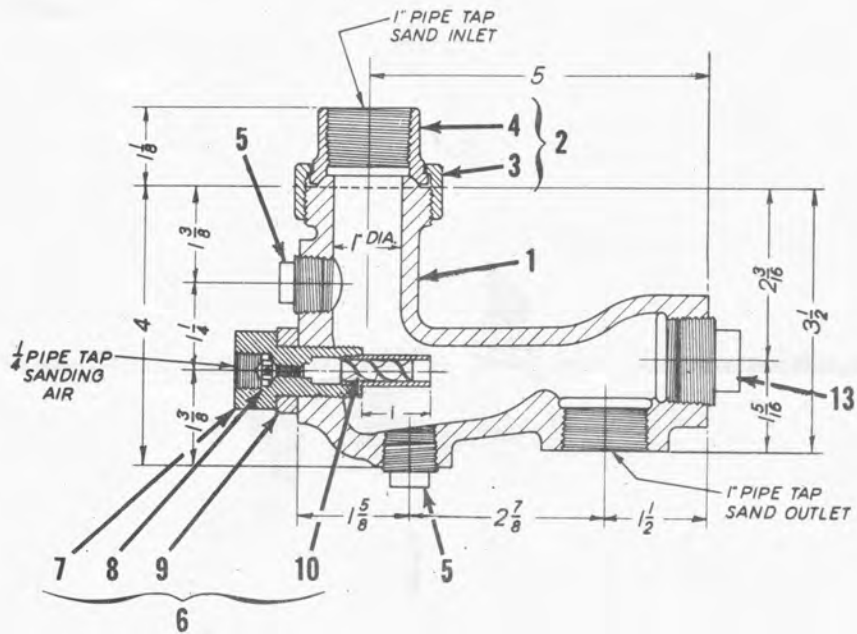


*"Where Service Is An Attitude"*

P.O. Box 6237 • Jacksonville, Florida 32236

Loco. Maint.  
Middletown & New Jersey Ry.  
140 East Main St.  
Middletown, NY 10940





Item	Part No.	Description	Req.
1	1193	Trap Body .....	1
2	203	Union Complete .....	1
3	1178	Union Nut .....	1
4	1179	Union Sleeve .....	1
5	1180	Pipe Plug, 1/2-in. ....	2
6	204	Nozzle Complete .....	1
7	1062	Nozzle Body .....	1
8	1064	Nozzle Jet 5/64 Dia.....	1
9	1063	Lock Nut .....	1
10	234	Nozzle Tube Complete.....	1
11	1184	Pipe Plug, 1 in. ....	1



**209**

**Union Type Salem Sand Trap**

**GRAHAM-WHITE SALES CORPORATION**

**SALEM, VIRGINIA**

PRINTED  
IN  
U.S.A.

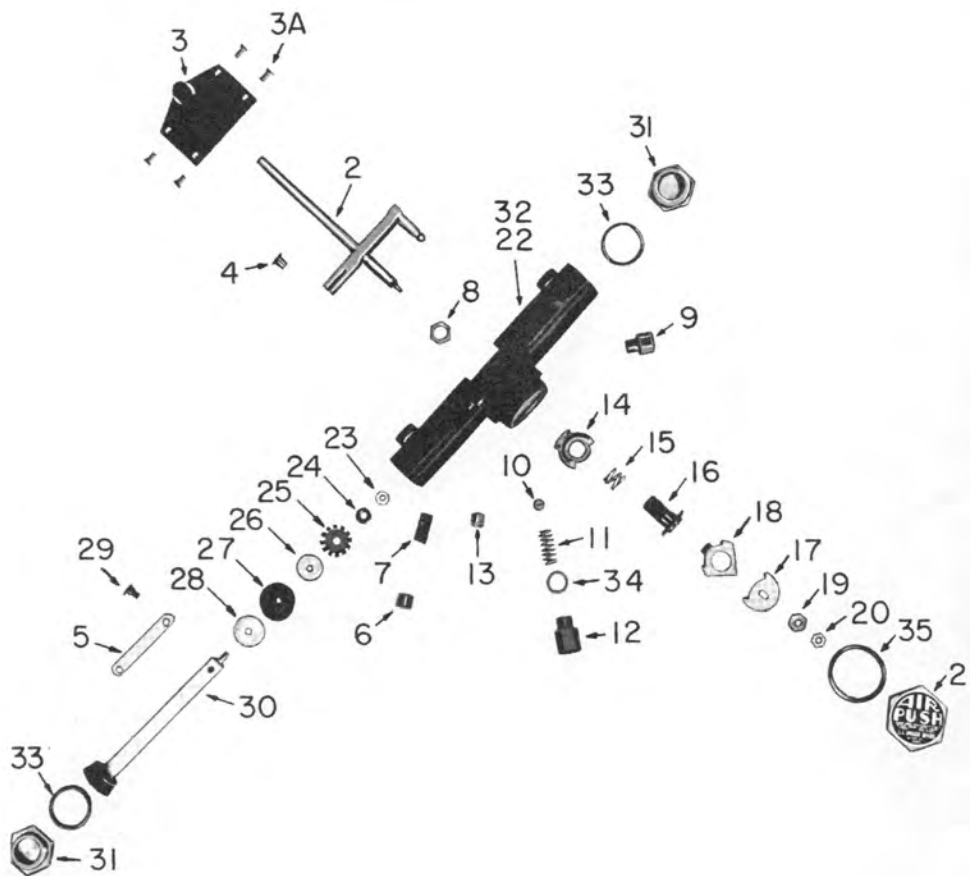


# RENEWAL PARTS

GEG-3887E  
Supersedes GEG-3887D

## AIR PUSH WINDOW WIPER

\*STANDARD (SECTION 1)  
JUMBO ROTARY SEAL (SECTION 2)  
ARMS AND BLADES (SECTION 3)



Standard Motor, Ref. No. 1

SECTION NO. I

Ref. No.	G-E Catalog Number	Sprague Devices, Inc. Part Number	No. Required	Description
1	499A914ABP1	M-98-40°	1	Motor, 40° sweep, 5 1/2 in. shaft
1	499A914ABP2	M-98-50°	1	Motor, 50° sweep, 5 1/2 in. shaft
1	499A914ABP3	M-98-60°	1	Motor, 60° sweep, 5 1/2 in. shaft
1	499A914ABP4	M-98-70°	1	Motor, 70° sweep, 5 1/2 in. shaft
1	499A914ABP5	M-98-90°	1	Motor, 90° sweep, 5 1/2 in. shaft

\*Added or changed since last issue.

When ordering renewal parts, give quantity, catalog number, description of each item required, and complete nameplate reading.

GENERAL  ELECTRIC



## AIR PUSH WINDOW WIPER

## SECTION NO. I (CONT.)

Ref. No.	G-E Catalog Number	Sprague Devices, Inc. Part Number	No. Required	Description
1	-----	-----	-	¢Motor
2	*1X4208	GCB-851	1	Shaft, 5 1/2 in.
2	987X99	GCB-851	1	¢Shaft
3	988X1	C-210	1	Plate, back bearing
3A	988X2	C-523	4	Screw, back bearing plate
4	988X3	C-521	1	Screw, transmission
5	988X4	C-352	1	Link, connecting
6	988X5	C-525	1	Nut, exhaust
7	988X6	C-253	1	Muffler, felt, exhaust nut
8	988X7	C-524	1	Nut, bearing
9	988X8	C-569	1	Fitting, intake
10	988X9	C-401	1	Ball, reverser
11	988X10	C-304	1	Spring, reverser ball
12	988X11	C-602	1	Housing, reverser ball
13	988X12	C-701	1	Plug, pipe
14	988X13	C-753	1	Valve, timer
15	988X14	C-303	1	Spring, valve
16	988X15	C-402	1	Bearing, main
17	988X16	C-750-40°	1	Timer, 40° sweep
17	988X17	C-750-50°	1	Timer, 50° sweep
17	988X18	C-750-60°	1	Timer, 60° sweep
17	988X19	C-750-70°	1	Timer, 70° sweep
17	988X20	C-750-90°	1	Timer, 90° sweep
18	988X21	C-752	1	Reverser, timer
19	988X22	C-751	1	Nut, timer
20	988X23	C-526	1	Nut, lock, timer
21	988X24	GC-53	1	Cap assembly, air chamber
22	988X25	C-100	1	Body, wiper motor
23	988X23	C-526	2	Nut, lock
24	988X28	C-519	2	Washer
25	988X29	C-305	2	Spreader, piston
26	988X31	C-209	2	Plate, piston, inner
27	988X33	C-254	2	Cup, piston (standard)
28	988X35	C-217	2	Plate, piston, outer
29	988X37	C-520	1	Screw, connecting link
30	988X38	C-153	1	Rod, connecting
31	988X40	C-651	2	Cap, end, cylinder
32	988X42	C-570	1	Fitting, exhaust (soldered into motor body)
33	988X43	C-453	2	Gasket, cylinder end cap
34	988X45	C-451	1	Gasket, reverser ball housing
35	988X44	C-452	1	Gasket, air chamber
	988X68	S-1R	1	MOTOR REPAIR KIT including: Piston cup leathers, main bearings, reverser ball, spring and housing, timer with reverser, valve and nut, piston spreader, washer, inner and outer plates, connecting link, link screw and lock nut, transmission arm screw, valve spring, bearing and housing nut and grease
	*1X4202	*F-282	-	§"O" Ring, shaft
	499A914AEP1	GC-4	1	Bearing assembly, outer

## SECTION NO. II

Ref. No.	G-E Catalog Number	Sprague Devices, Inc. Part Number	No. Required	Description
36	499A914AAP1	M-100-40°	1	Motor, 40° sweep, 4 in. shaft
37	*1X4209	GCR-853	1	Shaft, 4 in.
36	988X47	M-100-50°	1	Motor, 50° sweep
36	499A914AAP2	M-100-60°	1	Motor, 60° sweep 4 5/8 in. shaft
37	*1X4210	GCR-853	1	Shaft, 4 5/8 in.
36	988X48	M-100-70°	1	Motor, 70° sweep, 6 in. shaft
37	*1X4211	GCR-852	1	Shaft, 6 in.
36	499A914AAP3	M-100-90°	1	Motor, 90° sweep, 5 1/2 in. shaft

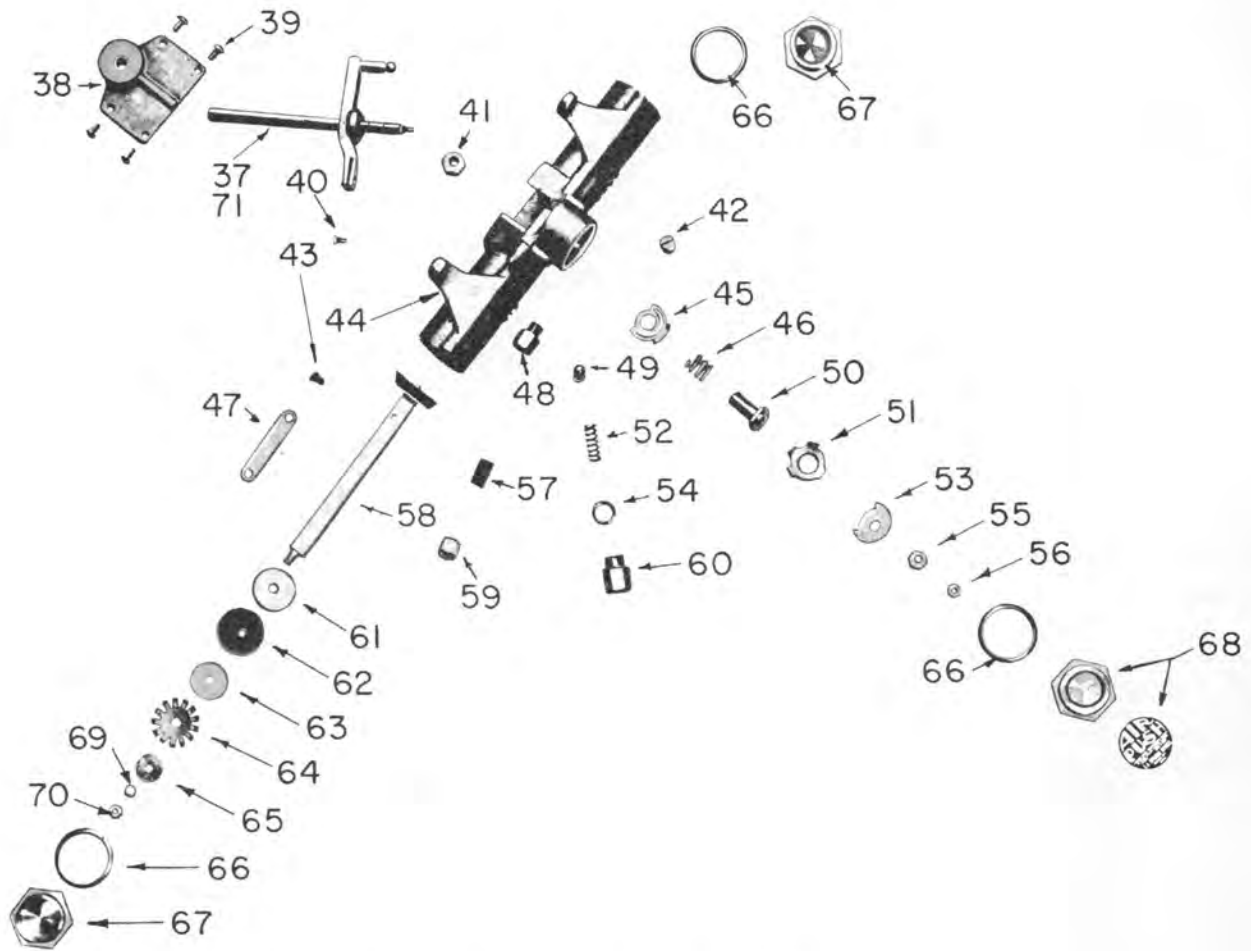
¢For motors or shafts other than those listed in this bulletin, customer should order by complete description and specify length of shaft required. See illustration Fig. 3 for instructions as to correct way to measure shaft for length. An example of complete description is as follows: M-100-90 with shaft GCR-853-5 1/2 in. long.

\*Added or changed since last issue.

§As required.

# AIR PUSH WINDOW WIPER

GEG-3887E



Jumbo Rotary Seal Motor, Ref. No. 36

Ref. No.	G-E Catalog Number	Sprague Devices, Inc. Part Number	No. Required	Description
37	*1X4212	GCR-853	1	Shaft, 5 1/2 in.
36	-----	-----	-	Motor
37	988X49	GCR-853	1	Shaft, long handle
37	988X50	GCR-851	1	Shaft, short handle
37	988X51	GCR-861	1	Shaft, no handle
38	988X52	GC-20	1	Plate, back bearing, for 5/16 in. shaft
38	988X53	GC-63	1	Plate, back bearing, for 3/8 in. shaft
39	988X2	C-523	4	Screw, back bearing plate
40	988X3	C-521	1	Screw, transmission
41	988X56	C-513	1	Nut, main bearing, rotary seal
42	988X12	C-701	1	Plug, pipe
43	988X37	C-520	1	Screw, connecting link
44	988X26	C-102	1	Body, wiper motor
45	988X13	C-753	1	Valve, timer
46	988X14	C-303	1	Spring, valve
47	988X4	C-352	1	Link, connecting
48	988X8	C-569	1	Fitting, intake
49	988X9	C-401	1	Ball, reverser
50	988X15	C-402	1	Bearing, main
51	988X21	C-752	1	Reverser, timer
52	988X10	C-304	1	Spring, reverser ball
53	988X16	C-750-40°	1	Timer, 40° sweep
53	988X17	C-750-50°	1	Timer, 50° sweep
53	988X18	C-750-60°	1	Timer, 60° sweep

NOT USED

\*Added or changed since last issue.

For motors and shafts other than those listed in this bulletin, customer should order by complete description and specify length of shaft required. See illustration Fig. 3 for instructions as to correct way to measure shaft for length. An example of complete description is as follows: M-100-90 with shaft GCR-853-5 1/2 in. long.

# AIR PUSH WINDOW WIPER

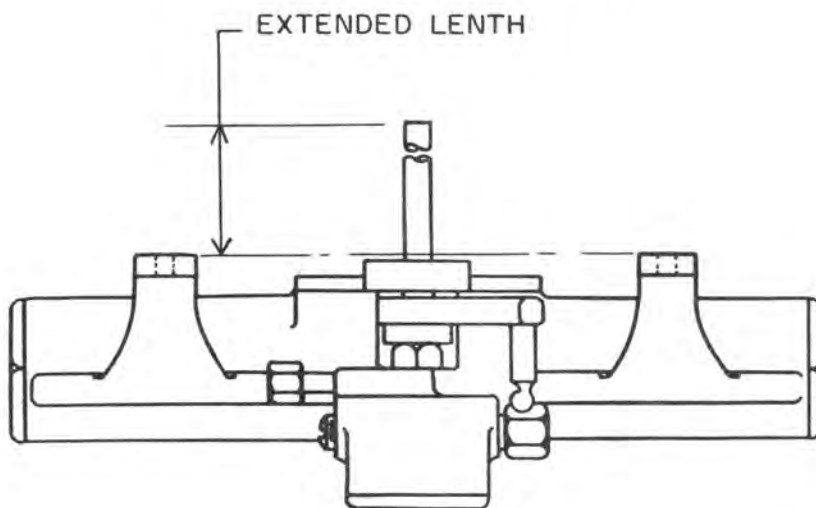


FIG. 3

NOT USED

Ref. No.	G-E Catalog Number	Sprague Devices, Inc. Part Number	No. Required	Description
53	988X19	C-750-70°	1	Timer, 70° sweep
53	988X20	C-750-90°	1	Timer, 90° sweep
54	988X45	C-451	1	Gasket, reverser ball housing
55	988X22	C-751	1	Nut, timer
56	988X23	C-526	1	Nut, lock, timer
57	988X6	C-253	1	Muffler, felt, exhaust nut
58	988X39	C-152	1	Rod, connecting
59	988X5	C-525	1	Nut, exhaust
60	988X11	C-602	1	Housing, reverser ball
61	988X36	C-206	2	Plate, piston, outer
62	988X34	C-252	2	Cup, piston
63	988X32	C-207	2	Plate, piston, inner
64	988X30	C-302	2	Spreader, piston
65	988X31	C-209	2	Plate, spreader
66	988X44	C-452	3	Gasket, cylinder end cap and air chamber
67	988X41	C-650	2	Cap, end, cylinder
68	988X24	GC-53	1	Cap assembly, air chamber
69	988X86	C-528	2	Washer, lock, No. 10
70	988X23	C-526	2	Nut, lock
71	988X59	C-256	1	Rotary seal (assembled on shaft, Ref. No. 37)
	988X60	J-1R	1	MOTOR REPAIR KIT (Jumbo Rotary Seal) including: Piston cup leathers, seal cup, main bearings, reverser ball, spring and housing, timer with reverser, valve and nut, piston spreader, washer, inner and outer plates, connecting link, link screw and lock nut, transmission arm screw, valve spring, bearing and housing nut, rubber seal cup with spring and brass cup, grease
	499A914AEP1	GC-4	1	Bearing assembly, outer, for 5/16 in. shaft
	597X72	GC-3	1	Bearing assembly, outer, for 3/8 in. shaft

SECTION NO. III

%ARMS

499A914ACP1	GC-8-6	1	Arm with adjustable tension (6 in.)
499A914ACP2	GC-8-8	1	Arm with adjustable tension (8 in.)
499A914ACP3	GC-8-9	1	Arm with adjustable tension (9 in.)
499A914ACP4	GC-8-11	1	Arm with adjustable tension (11 in.)
499A914ACP5	GC-8-15	1	Arm with adjustable tension (15 in.)
499A914ACP6	GC-8-16	1	Arm with adjustable tension (16 in.)
499A914ACP7	GC-8-17	1	Arm with adjustable tension (17 in.)
499A914ACP8	GC-8-18	1	Arm with adjustable tension (18 in.)

DOOR WINDOW

%For arms of length not shown in text, specify type and length when ordering.

# AIR PUSH WINDOW WIPER

GEG-3887E

Ref. No.	G-E Catalog Number	Sprague Devices, Inc. Part Number	No. Re-quired	Description
	499A914ACP12	GC-11-11	1	Arm, pantograph, with adjustable tension (11 in.)
	499A914ACP9	GC-11-15	1	Arm, pantograph, with adjustable tension (15 in.)
	499A914ACP10	GC-11-16	1	Arm, pantograph, with adjustable tension (16 in.)
	499A914ACP11	GS-55-16	1	Arm, pantograph (16 in.)
		GS-16	1	Arm, straight (specify length)

†BLADES

	499A914ADP1	C-1100-8	1	Blade, wiper (8 in.)
	499A914ADP2	C-1100-10	1	Blade, wiper (10 in.)
	499A914ADP3	C-1100-12	1	Blade, wiper (12 in.)
	499A914ADP4	C-1100-14	1	Blade, wiper (14 in.)
	499A914ADP5	C-1100-16	1	Blade, wiper (16 in.)
	499A914ADP6	C-1100-18	1	Blade, wiper (18 in.)

*TRICO # HF-14*

†For blades of length not shown in text, specify length when ordering.

LOCOMOTIVE AND CAR EQUIPMENT DEPARTMENT

**GENERAL**  **ELECTRIC**

ERIE, PA.

4-66(500)


9-66(1000)

PRINTED  
IN  
U. S. A.  
E

# CAB HEATER KYSOR MODEL VCRB

GEG-3971G  
Supersedes GEG-3971F

CAT. NO. 8826963AA (14 VOLT SERVICE)  
CAT. NO. 41B501656G1 (37½ VOLT SERVICE)  
SUPERSEDES  
CAT. NO. 8826963AN (37½ VOLT SERVICE)



Ref. No.	No. Required for Cat. No.		Kysor Industrial Corp. Cat. No.	General Electric Cat. No.	Description
	8826963AA	41B501656G1			
	X	-	-----	8826963AA	HEATER with motor, cab
	-	X	-----	41B501656G1	HEATER with motor, cab
	1	1	-----	8826963ANP2	HEATER less motor
1	1	1	C3173-1	982X89	CORE and tank with connections
2	1	1	D3172	982X90	JACKET with screen
	1	1	C1270-1	982X91	CASTING, fan shroud
3	8	8	-----	N37P21006B	SCREW, shroud and jacket, 1/4 in.-20, 3/8 in., rd. hd.
	8	8	-----	N405P11	WASHER, lock, 1/4 in.
	1	1	B2238-1	982X92	FAN
4	1	1	B1276	1X4871	GUARD, fan
5	4	4	-----	N37P17006	SCREW, guard and jacket, 10-24, 3/8 in., rd. hd.
	4	4	-----	N405P9	WASHER, lock, No. 10
6	1	1	B2389	1X4872	CASTING, motor mounting bracket
7	2	2	-----	N22P23012	BOLT, bracket and shroud, 5/16 in.-18, 3/4 in., hex. hd.
	2	2	-----	N405P12	WASHER, lock, 5/16 in.
	1	1	B1801	1X4873	BAND, motor mounting
	2	2	-----	N37P21016	BOLT, band and bracket, 1/4 in.-20, 1 in. rd. hd.
	2	2	-----	N405P11	WASHER, lock, 1/4 in.

# CAB HEATER



Ref. No. 8, Electric Motor (General Electric)

Ref. No.	No. Required for Cat.No.		Kysor Industrial Corp. Cat.No.	General Electric Cat.No.	Description
	8826963AA	41B501656G1			
	1	1	B1767	1X4874	RING, motor rubber mounting
8	1	-	-----	*5BN56LA15A	¢MOTOR, electric (14 volt service)
8	-	1	-----	*5BN56LA21	¢MOTOR, electric (37 1/2 volt service)
9	1	-	-----	4274808AKG1	END SHIELD, pulley end
9	-	1	-----	4274808AWG1	END SHIELD, pulley end
10	1	1	-----	8753700G39	END SHIELD with brushholders, opposite pulley end
11	2	2	-----	8753700G40	BRUSHHOLDER with insulator
12	2	2	-----	8753700G42	STRAP with screws, brushholder
13	2	2	-----	5899534	CAP, brushholder
14	2	-	-----	5863334BHG6	CARBON BRUSH
14	-	2	-----	5863334AKG3	CARBON BRUSH
15	2	2	-----	8753700G41	THRU BOLT with nut and lockwasher, end shield
16	1	-	-----	8753702G475	FIELD COILS, set of
16	-	1	-----	8753702G474	FIELD COILS, set of
17	1	-	-----	8753701G543	ARMATURE

\*Added or changed since last issue.

¢Two different vendor's motors have been furnished. Customer must use caution in determining what vendor's motor he has when ordering renewal parts. Parts are not interchangeable. Complete Universal motor interchangeable with G. E. motor with use of adapter - see text.

\$Complete 14 volt motors will not be furnished. Only parts are available.

# CAB HEATER

GEG-3971G

Ref. No.	No. Required for Cat.No.		Kysor Industrial Corp. Cat.No.	General Electric Cat.No.	Description
	8826963AA	41B501656G1			
17	-	1	-----	8753701G542	ARMATURE
18	1	1	-----	5895156AAP1	BALL BEARING, pulley end
19	1	1	-----	5859471AAP1	BALL BEARING, opposite pulley end
20	1	1	-----	5899541AAP2	WASHER, felt, end shield, pulley end
21	1	1	-----	8100995AAP1	RETAINER, felt washer, pulley end
22	%	%	-----	5859202AAP1	WASHER, spacing, pulley end
23	1	1	-----	5859201AAP1	WASHER, spring, pulley end ball bearing
24	2	2	-----	8753700G43	CLIP with screw and nut, connection
	1	-	C11010	-----	ϕMOTOR, electric, Universal Electric Co., 52-015 (14 volt service)
	-	1	C12015	-----	ϕMOTOR, electric, Universal Electric Co., 52-038 (37 1/2 volt service)
	1	1	B11012	-----	CASE with brushholder
	1	1	B11015	-----	CASE
	2	2	B11124	-----	BRUSHHOLDER
	2	2	B11016	-----	STRAP, brushholder
	4	4	B11312-5	-----	SCREW, tapping, strap, 6-32, 5/16 in.
	1	-	B11333	-----	FIELD COILS, set of
	-	1	B12238	-----	FIELD COILS, set of
	1	-	B11331	-----	ARMATURE with bearing
	1	-	B11014	-----	ARMATURE without bearing
	-	1	B12329	-----	ARMATURE with bearing
	-	1	B12330	-----	ARMATURE without bearing
	2	2	B11317	-----	RING, retainer
	2	2	B10721	-----	BALL BEARING
	2	2	N10722	-----	INSERT, rubber
	1	1	B11011	-----	CASE, opposite brush end
	2	2	B11126-4.12	-----	BOLT, case
	2	2	B5801-3	-----	WASHER, lock, No. 10
	2	2	B5879	-----	NUT, 10-32, hex.
	2	2	B11123	-----	CARBON BRUSH
	2	2	B11125	-----	CAP, brush
	1	1	B11018	-----	SNAP PLUG, bearing housing
	1	1	B11659	-----	+RING, adapter, motor mounting

% Quantity variable.

ϕTwo different vendor's motors have been furnished. Customer must use caution in determining what vendor's motor he has when ordering renewal parts. Parts are not interchangeable. Complete Universal motor interchangeable with G. E. motor with use of adapter - see text.

+Required only when replacing General Electric motor with a Universal motor.



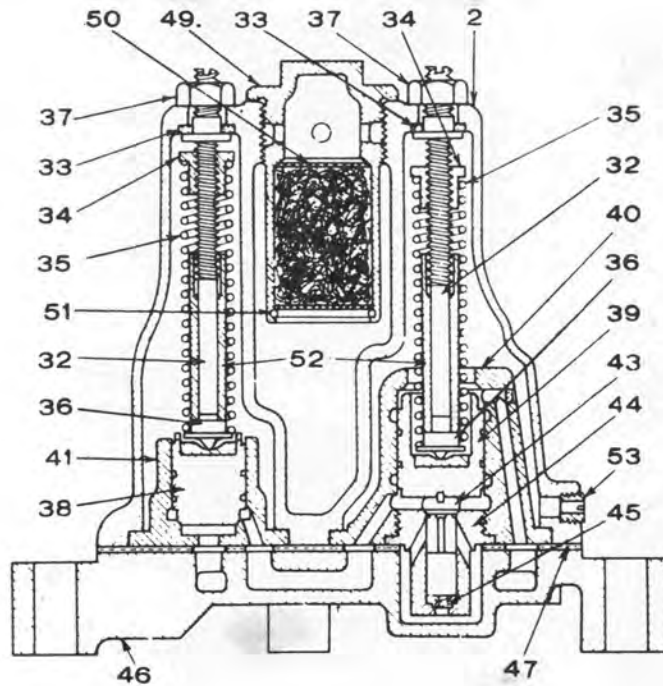
LOCOMOTIVE AND CAR EQUIPMENT DEPARTMENT

**GENERAL**  **ELECTRIC**

ERIE, PA.

# WESTINGHOUSE NS-16 COMPRESSOR GOVERNOR

Manufactured by Westinghouse Air Brake Company  
Pittsburgh, Pa.



W.A.B.Co. Pc.No.	Ref. No.	Description
77681		NS-16 COMPRESSOR GOVERNOR, for Pressures between 50 and 100 lb
85270		NS-16 COMPRESSOR GOVERNOR, for Pressures between 80 and 170 lb
79499	2	Body (includes Ref.53)
72936	32	Adjusting stem (2 required)
73588	33	Adjusting stem washer (2 required)
72938	34	Adjusting nut (2 required)
72939	35	Adjusting spring (50 to 100 lb Pressure) (2 required)
72974	35	Adjusting spring (80 to 170 lb Pressure) (2 required)
72940	36	Adjusting spring seats (2 required)
27432	37	Nut (3/8 in. hex) (2 required)
72941	38	Cutout valve
72945	39	Cut-In Valve
72947	40	Cut-in valve seat
72949	41	Cutout valve seat
12143		Valve seat screws (4 required)
72950	43	Cut-in tail valve
72951	44	Cut-in tail valve seat
72952	45	Cut-in tail valve spring
79711	46	Bracket
77736	47	Bracket gasket
3210		Cap screw (3/8 in. by 1 1/4 in.) (4 required)
72961	49	Strainer, complete (includes Ref. 51 and two of Ref.50)
72963	50	Strainer plates (2 required)
72964	51	Strainer plate ring
73488	52	Adjusting stem sleeve (2 required)
78727	53	Choke plug (1/8 in.)

EXTRACT FROM WESTINGHOUSE AIR BRAKE COMPANY'S PUBLICATIONS NO. 2275.3 AND T-3505 SUP. 9

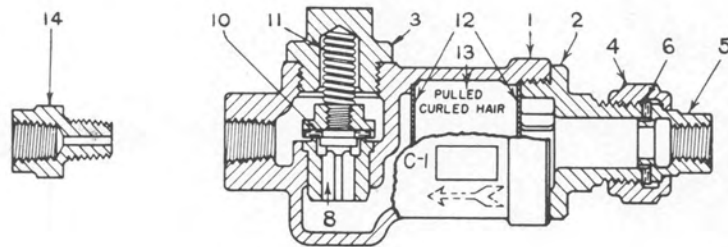
# COMBINED STRAINER AND CHECK VALVE

Manufactured by  
The New York Air Brake Company  
New York, New York

and

Westinghouse Air Brake Company  
Pittsburgh, Pa.

Ref. No.	N.Y.A.B. PC. No.	W.A.B. PC. No.	Description
	53-DC	24898	STRAINER AND CHECK VALVE (With Choke)



1	DC-156	25908	Body
2	DC-112	14661	Cep nut
3	DC-160	24893	Valve cap
4	DV-8	2165	Union nut
5	DC-116	14294	Union swivel
6	DV-42	81598	Union gasket
8	DC-158-C	25909	Check valve, complete (includes 10)
10	DC-161	25788	Leather seat
11	DC-188	25920	20-lb Valve spring
12	DC-72	1044	Strainer (two per valve)
13	DC-97		Curled hair
14	DC-162	25906	Choke fitting

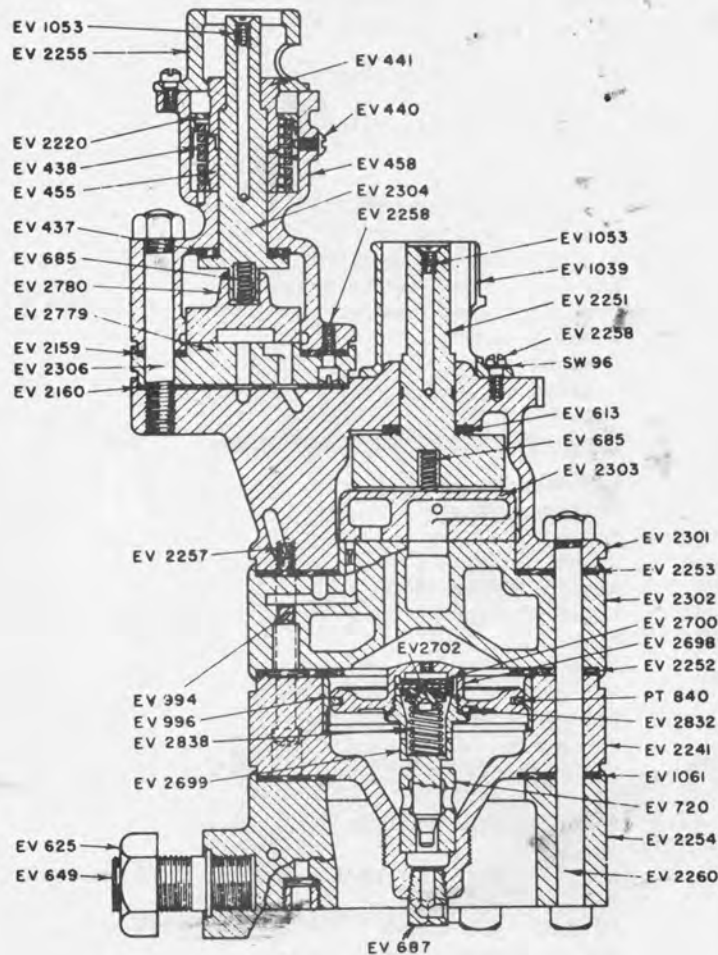
# K-14-F BRAKE VALVE, LESS HANDLES

WITH TYPE "B" PIPE BRACKET AND COLLAPSIBLE EQUALIZING PISTON

Manufactured by  
The New York Air Brake Company  
New York, New York

and  
Westinghouse Air Brake Company  
Pittsburgh, Pa.

N.Y.A.B. PC. No.	W.A.B. PC No.	Description
N-5452	521414	K-14-F BRAKE VALVE, LESS HANDLES, WITH TYPE "B" PIPE BRACKET AND COLLAPSIBLE EQUALIZING PISTON
N-4892	515994	K-14-F BRAKE VALVE, LESS PIPE BRACKET, GASKET, AND HANDLES



EV-3325	67747	AUTOMATIC PORTION, LESS HANDLE
EV-256	1635	1/4 in. Pipe plug (2 required)
EV-613	1998	Key washer
EV-625	2010	Holding nut
EV-649	2009	Holding stud
EV-684	6753	Oil plug
EV-685	13109	Rotary valve spring
EV-687	14464	Exhaust fitting
EV-994	59071	1/8 in. Slotted plug (4 required)
EV-1039	19202	Handle guard
EV-1053	22262	No.14 (.242 in.) by 3/8 in. fil. oval head cap screw
EV-1061	12303	Pipe bracket gasket
EV-2241	77723	Bottom case, bushed

# GENERAL ELECTRIC

GEG-4236

K-14-F BRAKE VALVE, LESS HANDLES

WITH TYPE "B" PIPE BRACKET AND COLLAPSIBLE EQUALIZING PISTON

N.Y.A.B. PC. No.	W.A.B. PC. No.	Description
EV-2241-C	86541	Bottom case, with exh. fitting
EV-2251	12265	Rotary valve key
EV-2251-C	12360	Rotary valve key
EV-2252	86248	Middle gasket
EV-2253	86249	Upper gasket
EV-2254	30428	Pipe bracket
EV-2254-C	28757	Pipe bracket
EV-2257	3077	5/6 in. by 3 1/4 in. ov. fil. head mach. screw (2 required)
EV-2258	12304	No. 14 (.242 in.) by 1/2 in. ov. fil. head mach. screw (4 required)
EV-2260	20294	1/2 in. by 7 1/4 in. sq. head mach. bolt (4 required)
EV-2301	29021	Body, plugged
EV-2302	86537	Rotary valve seat, bushed and plugged
EV-2303	59078	Rotary valve
EV-2306	14035	1/2 in. by 3 7/8 in. stud with hex. nut (3 required)
EV-2697	510519	Equalizing piston with check valve
EV-2698	98166	Equalizing piston
EV-2699	98168	Equalizing piston stem
EV-2700	98170	Check valve
EV-2702	98169	Check valve spring seat
EV-2832	501395	Lock washer
EV-2838	98165	Check valve spring
PT-840	85811	Piston ring (1st repair)
PT-840-S1	85812	Piston ring (2nd repair)
PT-840-S2	85813	Piston ring (3rd repair)
SW-96	10764	No. 14 lock washer (4 required)
EV-2238-C	19204	Malleable iron handle
EV-610	1367	Latch spring
EV-611	1368	Latch screw
EV-1041	19200	Latch
EV-3584	510839	INDEPENDENT PORTION, LESS HANDLE
EV-437	6760	Key washer
EV-438	17445	Return spring
EV-440	11943	Screw
EV-441	19071	Upper clutch
EV-454	17138	Return spring stop
EV-455	19070	Lower clutch
EV-458	15302	Body
EV-458-D	17649	Body
EV-684	6753	Oil plug
EV-685	13109	Rotary valve spring
EV-1053	22262	Oil screw
EV-2159	81248	Upper gasket
EV-2160	81247	Lower gasket
EV-2220	87161	Return spring casing
EV-2255	15463	Cover
EV-2258	12304	No. 14 (.242 in.) by 1/2 in. ov. fil. head mach. screw (5 required)
EV-2304	17615	Rotary valve key
EV-2779	88239	Rotary valve seat
EV-2780	510838	Rotary valve
EV-2632-C	516127	Malleable iron handle
EV-446	9810	Latch spring
EV-447	11932	Latch
EV-611	1368	Latch screw

# GENERAL ELECTRIC

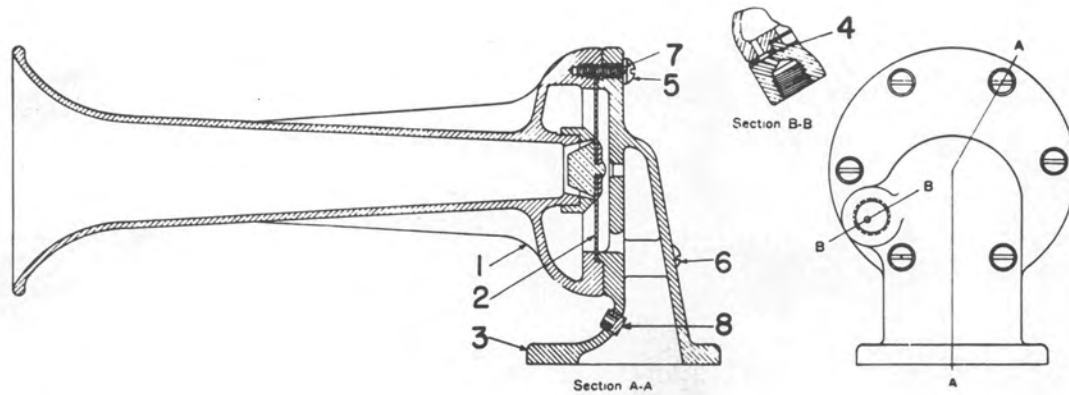
## A-2 PNEUPHONIC HORN

Manufactured by

The New York Air Brake Company  
New York, New York

and

Westinghouse Air Brake Company  
Pittsburgh, Pa.



Ref. No.	N.Y.A.B. PC No.	W.A.B. PC No.	No. Required	Description
	N-5429	519828		A-2 Pneuphonic Horn
1	SW-391-C	519823	1	Bell
2	SW-392	517670	1	Diaphragm
3	SW-204	93099	1	Angle bracket
4	SW-203	88762	1	Port gasket
5	MV-57	3245	4	Screw, 1/4 in.-20, 3/4 in.
6	SW-205	73530	2	Screw, 1/4 in.-20, 1 3/4 in.
7	SW-96	10764	6	Lock washer, 1/4 in.
8	PF-418	519942	1	Pipe plug, 1/8 in.

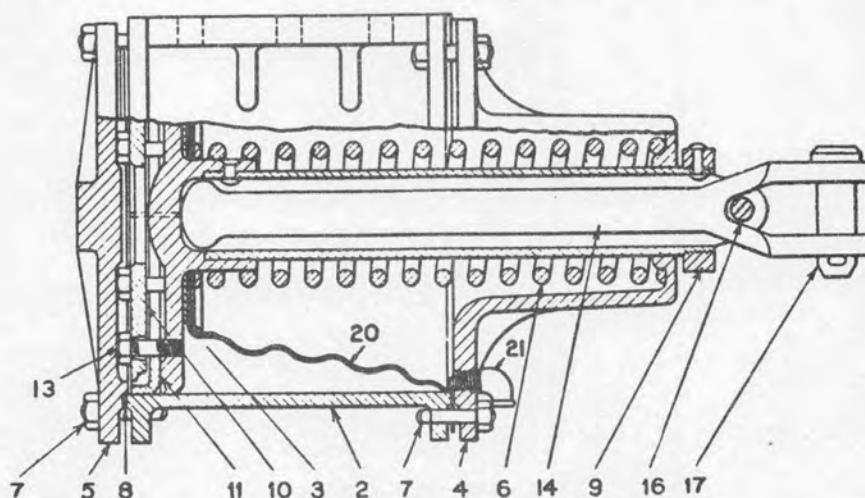
GENERAL ELECTRIC

## TYPE B BRAKE CYLINDER (6 IN. BY 8 IN.)

Manufactured by  
The New York Air Brake Company  
New York, New York

and  
Westinghouse Air Brake Company  
Pittsburgh, Pa.

Ref. No.	N.Y.A.B. PC. No.	W.A.B. PC. No.	Description
	N-5390	519820	TYPE B, 6 IN. BY 8 IN. BRAKE CYLINDER



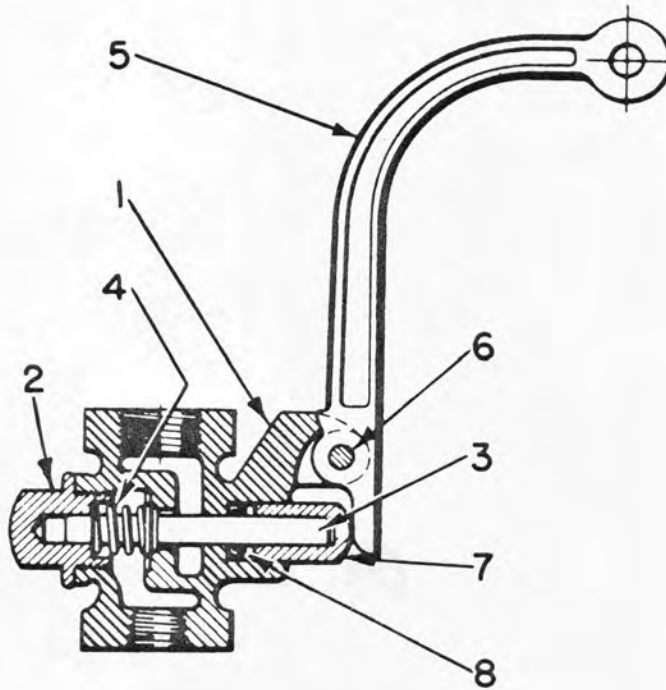
2	BC-1062	8613	Cylinder body
3	BC-3066	1235	Piston and rod (includes Ref.No. 13)
4	BC-20622-C	87959	Non-pressure head for cylinder with protector (includes Ref.No. 21)
4	BC-2064	1234	Non-pressure head for cylinder without protector
5	BC-2065	8614	Pressure head
6	BC-73	1239	Release spring
7	BC-819-A	4889	Bolt and nut for cylinder head (10 required)
8	BC-871	1243	Gasket for cylinder
9	BC-611	1019	Holder for push rod
10	BC-4061	1238	Follower for piston
11	BC-4066	68577	Packing for piston
13	BC-880	27345	Stud and nut for follower (3 required)
14	BC-5156-C	9686	Push rod with pin (includes Ref.No. 17)
	QT-32	33310	Pipe plug (1/2 in.)
16	BC-639-C	7144	Push rod holder pin with cotter pin
17	BC-859-C	6616	Push rod pin with cotter pin
20	N-1847	87073	Protector
21	PF-98	84819	Street ell

**parts**

**WHISTLE VALVES**

**N.Y.A.B. Pc. No. SWJ and W.A.B. Pc. No. 31418, 1/2 in. by 1/2 in.**  
**N.Y.A.B. Pc. No. SWI and W.A.B. Pc. No. 31422, 1/2 in. by 3/8 in.**

**Manufactured by**  
**New York Air Brake Co.**  
**New York, New York**  
**and**  
**Westinghouse Air Brake Co.**  
**Wilmerding, Pa.**



Ref. No.	N.Y.A.B. Pc.No.	W.A.B. Pc.No.	Description
1	SW-42	30211	Body for Pc. No. SWJ or 31418 (1/2 in. by 1/2 in.)
1	SW-43	30212	Body for Pc. No. SWI or 30422 (1/2 in. by 3/8 in.)
2	SW-44	3501	Cap nut
3	SW-45	3500	Valve
4	SW-46	3503	Spring
5	SW-47	31406	Handle
6	SW-48	3504	Screw
7	SW-49	31415	Thimble
8	SW-50	31416	Thimble seat

When ordering renewal parts, give quantity, catalog number, description of each item required, and complete nameplate reading.  
 Data subject to change without notice. \*Supersedes GEG-4244A



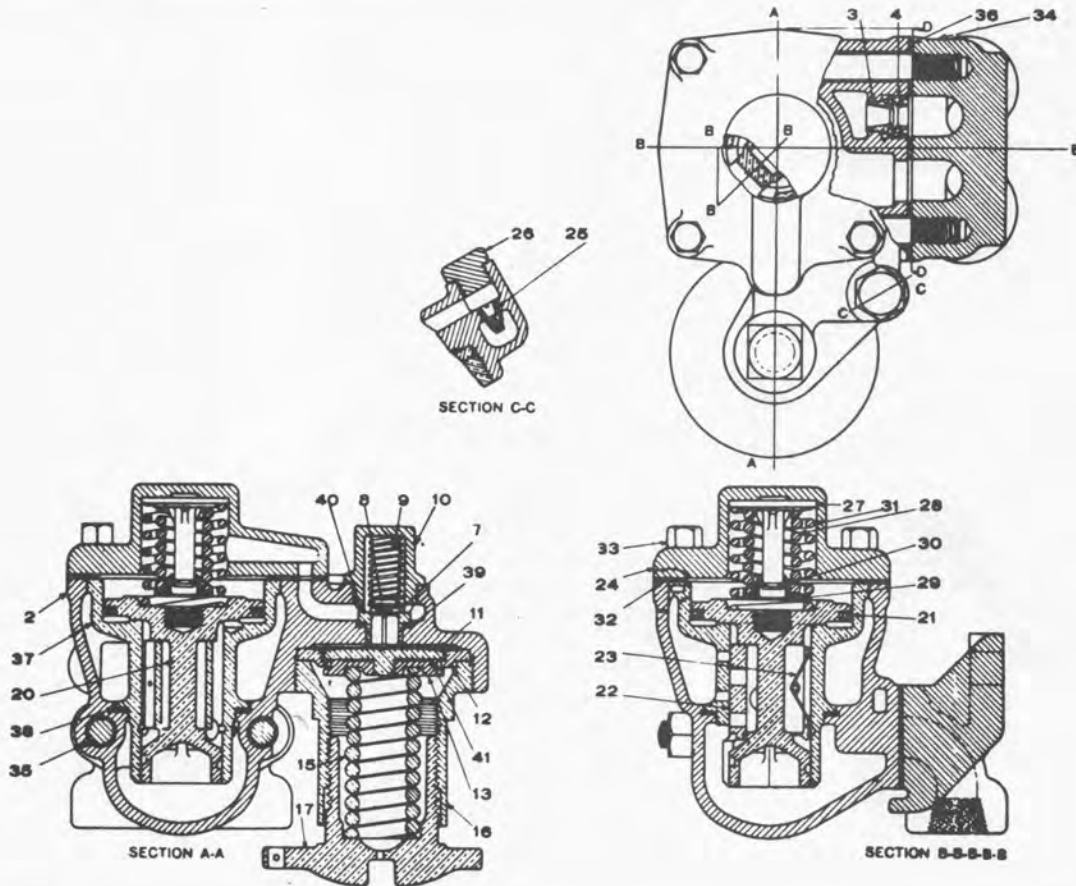


# RENEWAL PARTS

GEG-4245

## M-3 SINGLE-PRESSURE FEED VALVE

MANUFACTURED BY  
 THE NEW YORK AIR BRAKE COMPANY  
 NEW YORK, NY.  
 AND  
 WESTINGHOUSE AIR BRAKE COMPANY  
 PITTSBURGH, PA.



Ref. No.	N. Y. A. B. Pc.No.	W. A. B. Pc.No.	Description
	N-1469	84432	M-3 single-pressure feed valve
2	EV-2065-C	80614	Body, complete (includes 3, 4, and 25)
3	EV-2066	77970	Bush for 5/16 in. Venturi tube fitting
4	EV-2067	77971	Nut for 5/16 in. Venturi tube fitting
7	EV-2074	77973	Regulating valve
8	EV-2075	77974	Regulating valve spring tip
9	EV-2076	78755	Regulating valve spring
10	EV-2077	80360	Regulating valve cap nut
11	EV-2078	73901	Diaphragm (2 required)
12	EV-2079	81271	Diaphragm ring
13	EV-2081	81273	Regulating spring seat
15	EV-2082	73891	Regulating spring
16	EV-2083	81274	Regulating spring box

When ordering renewal parts, give quantity, catalog number, description of each item required, and complete nameplate reading.

GENERAL  ELECTRIC

**M-3 SINGLE-PRESSURE FEED VALVE**

Ref. No.	N. Y. A. B. Pc. No.	W. A. B. Pc. No.	Description
17	EV-2084	84203	Regulating nut
20	EV-2069	82315	Piston with ring
21	PT-842	87007	Piston ring (1st repair)
21	PT-842-S1	87008	Piston ring (2nd repair)
21	PT-842-S2	87009	Piston ring (3rd repair)
21	PT-842-S3	87010	Piston ring (4th repair)
22	EV-2070	77985	Slide valve
23	PT-778	12573	Slide valve spring
24	EV-2090	81276	Cover
25	EV-2045	91025	1/8 in. choke plug with 3/64 in. drill
26	EV-2057	77989	Bypass choke cap nut
27	EV-2085	77990	Piston spring stem
28	EV-2086	77991	Inner piston spring
29	EV-2087	77992	Spring collar
30	EV-2088	77993	Spring collar retainer
31	EV-2089	77994	Outer piston spring
32	EV-2091	81006	Cover gasket
33	EV-2282	37118	3/8 in. by 1 3/8 in. stud and nut (4 required)
34	N-1435	84195	Pipe bracket (includes two of 35)
35	EV-2094	33865	1/2 in. by 5 1/4 in. stud and nut (2 required)
36	EV-2095	78000	Pipe bracket gasket
	EV-2068-C	80666	Cage bush with piston and slide valve, complete (includes 20, 22, 23, and 37)
37	EV-2068	81840	Cage bush
38	EV-2071	81012	Cage bush seal
39	EV-2072	81013	Regulating valve bush seal
40	EV-2073	80667	Regulating valve bush
41	EV-2080	81272	Diaphragm follower

If desired the M-3 Single-pressure Feed Valve may be converted into an M-3-A Double-pressure Feed Valve by the addition of the following parts:

	EV-2098	79220	Adjustable stop (2 required)
	EV-2099	2325	Fil. head cap screw (2 required)
	EV-2097	81278	Stop pin
	QT-511	10068	Stop pin rivet

LOCOMOTIVE AND CAR EQUIPMENT DEPARTMENT

**GENERAL  ELECTRIC**

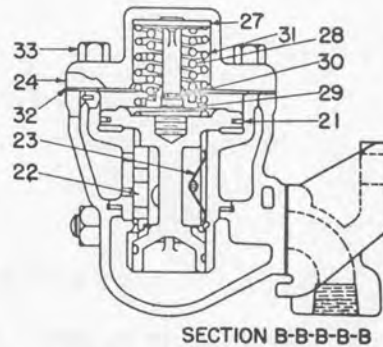
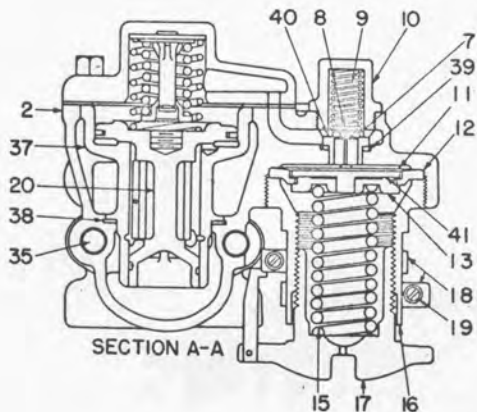
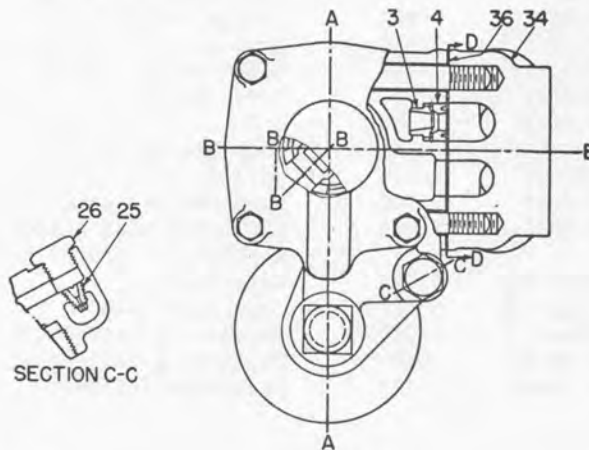
ERIE, PA.

**parts**

**M-3-A DOUBLE-PRESSURE FEED VALVE**

Manufactured by  
 The New York Air Brake Company  
 New York, New York  
 and  
 Westinghouse Air Brake Company  
 Pittsburgh, Pa.

Ref. No.	N.Y.A.B. PC. No.	W.A.B. PC. No.	Description
	N-1471	84192	M-3-A DOUBLE-PRESSURE FEED VALVE



2	EV-2065-C	80614	Body, complete (includes 3,4, and 25)
3	EV-2066	77970	Bush for 5/16 in. Venturi tube fitting
4	EV-2067	77971	Nut for 5/16 in. Venturi tube fitting
7	EV-2074	77973	Regulating valve
8	EV-2075	77974	Regulating valve spring tip
9	EV-2076	78755	Regulating valve spring
10	EV-2077	80360	Regulating valve cap nut
11	EV-2078	73901	Diaphragm (2 required)
12	EV-2079	81271	Diaphragm ring

When ordering renewal parts, give quantity, catalog number, description of each item required, and complete nameplate reading.  
 Data subject to change without notice.

**M-3-A DOUBLE-PRESSURE FEED VALVE**

Ref. No.	N.Y.A.B. PC. No.	W.A.B. PC. No.	Description
13	EV-2081	81273	Regulating spring seat
15	EV-2082	73891	Regulating spring
16	EV-2083	81274	Regulating spring box
17	EV-2084-C	84209	Regulating nut, complete
18	EV-2098	79220	Adjustable stop (2 required)
19	EV-2099	2325	1/4 in.-20 by 1/2 in. fil. head cap screw (2 required)
20	EV-2069	82315	Piston with ring
21	PT-842	87007	Piston ring (1st repair)
21	PT-842-S1	87008	Piston ring (2nd repair)
21	PT-842-S2	87009	Piston ring (3rd repair)
21	PT-842-S3	87010	Piston ring (4th repair)
22	EV-2070	77985	Slide valve
23	PT-778	12573	Slide valve spring
24	EV-2090	81276	Cover
25	EV-2045	91025	1/8 in. Choke plug with 3/64 in. drill
26	EV-2057	77989	By pass choke cap nut
27	EV-2085	77990	Piston spring stem
28	EV-2086	77991	Inner piston spring
29	EV-2087	77992	Spring collar
30	EV-2088	77993	Spring collar retainer
31	EV-2089	77994	Outer collar spring
32	EV-2091	81006	Cover gasket
33	EV-2282	37118	3/8 in. by 1 3/8 in. Stud and nut (4 required)
34	N-1435	84195	Pipe bracket (includes two of 35)
35	EV-2094	33865	1/2 in. by 5 1/4 in. Stud and nut (2 required)
36	EV-2095	78000	Pipe bracket gasket
	EV-2068-C	80666	Cage bush with piston and slide valve, complete (includes 20,22,23, and 37)
37	EV-2068	81840	Cage bush
38	EV-2071	81012	Cage bush seal
39	EV-2072	81013	Regulating valve bush seal
40	EV-2073	80667	Regulating valve bush
41	EV-2080	81272	Diaphragm follower

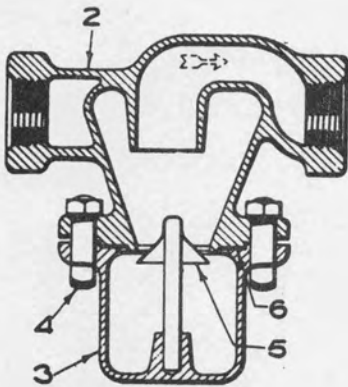
CONTROL DIVISIONS

**GENERAL  ELECTRIC**

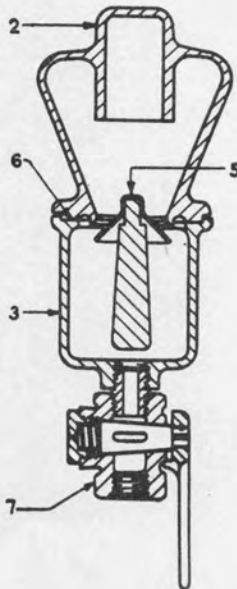
SCHENECTADY, N. Y.

**CENTRIFUGAL DIRT COLLECTORS**

Manufactured by  
 The New York Air Brake Company  
 New York, New York  
 and  
 Westinghouse Air Brake Company  
 Pittsburgh, Pa.



Ref. No.	N.Y.A.B. PC. No.	W.A.B. PC. No.	Description
	N-1214	77573	3/4 IN. CENTRIFUGAL DIRT COLLECTOR, COMPLETE
2	DC-331	77578	Body
3	DC-326	78421	Removable dirt chamber with stem
4	EV-428	11002	Tee head bolt and nut (2 required)
5	DC-328	75551	Deflector
6	DC-329	75932	Gasket



Ref. No.	N.Y.A.B. PC. No.	W.A.B. PC. No.	Description
	N-3359	501138	1 IN. CENTRIFUGAL DIRT COLLECTOR, COMPLETE WITH DRAIN COCK
2	DC-330	75935	Body
3	DC-332	78422	Removable dirt chamber with stem
	EV-428	11002	Tee head bolt and nut (2 required)
5	DC-328	75551	Deflector
6	DC-329	75932	Gasket
7	N-3076	99080	1/2 in. Drain cock

When ordering renewal parts, give quantity, catalog number, description of each item required, and complete nameplate reading. Data subject to change without notice.

# RENEWAL PARTS

## TYPE E-7-B SAFETY VALVE

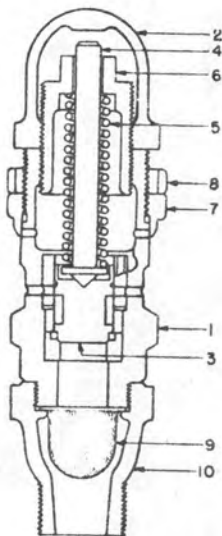
N. Y. A. B. Pc. No. N-6637, W. A. B. Pc. No. 536852, Range 125 to 225 lb.  
N. Y. A. B. Pc. No. N-6642, W. A. B. Pc. No. 536995, Range 85 to 135 lb.

NOTE: The above piece numbers for complete valves supersedes N. Y. A. B. Pc. No. N-4700 and W. A. B. Pc. No. 516182. The parts of the above valves are interchangeable with those of the superseded valves.

Manufactured by  
The New York Air Brake Company  
New York, New York

and

Westinghouse Air Brake Co.  
Wilmerding, Pa.



Ref. No.	N. Y. A. B. Pc. No.	W. A. B. Pc. No.	No. Required	Description
1	RV-355	516399	1	Body with bushing
2	RV-162	9029	1	Cap nut
3	RV-433	537404	1	Valve
4	RV-358	536854	1	Valve stem
5	RV-418	536683	1	Spring for Pc. No. N-6637 or 536852
5	PT-994	83997	1	Spring for Pc. No. N-6642 or 536995
6	RV-179	16087	1	Regulating nut for spring
7	RV-176	12797	1	Exhaust regulating ring
8	RV-177	12798	1	Locking ring for regulating ring
9	QT-229	1751	1	Strainer
10	RV-372	516313	1	Adapter

When ordering renewal parts, give quantity, catalog number, description of each item required, and complete nameplate reading.

GENERAL  ELECTRIC

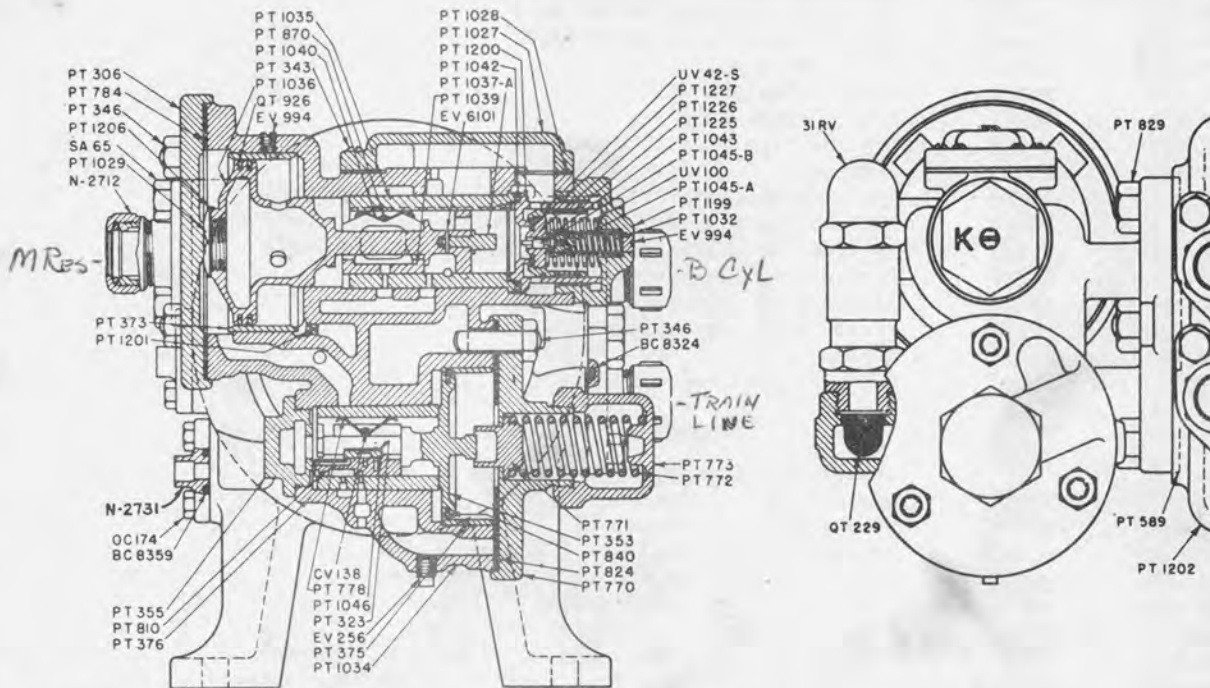
# 6-KR DISTRIBUTING VALVE

WITH PLAIN CAP, SAFETY VALVE, RESERVOIR AND FLANGED FITTINGS

Manufactured by  
The New York Air Brake Company  
New York, New York

and  
Westinghouse Air Brake Company  
Pittsburgh, Pa.

N.Y.A.B. PC. No.	W.A.B. PC No.	Description
N-5453	522149	6-KR DISTRIBUTING VALVE, COMPLETE WITH PLAIN CAP, SAFETY VALVE, RESERVOIR AND STRAIGHT FLANGED FITTINGS (FLOOR MOUNTING)



PT-306	10872	Application cylinder cover
PT-323	12887	Graduating valve spring
PT-343	6268	Cover screw (10 required)
PT-346	10836	Bolt and nut (7 required)
PT-353	16512	Equalizing piston
PT-355	18602	Lower cap nut
PT-589	58013	Reservoir gasket
PT-770-C	69730	Plain cylinder cap with stem, spring, and cap nut
PT-770	69659	Plain cylinder cap
PT-771	69657	Graduating stem
PT-772	69656	Graduating spring
PT-773	69658	Cap nut for plain cylinder cap
PT-778	12573	Equalizing slide valve spring
PT-784	70630	Cylinder cover gasket
PT-810	80825	Equalizing slide valve
PT-824	80043	Cylinder cap gasket
PT-840	85811	Equalizing piston ring (1st repair)
PT-840-S1	85812	Equalizing piston ring (2nd repair)
PT-840-S2	85813	Equalizing piston ring (3rd repair)
PT-870	24155	Slide valve pin
PT-1027	96247	Blanking cover
PT-1028	94649	Blanking cover gasket
PT-1029	96246	Nut
PT-1032	94006	Pilot valve spring

# GENERAL ELECTRIC

GEG-4260

6-KR DISTRIBUTING VALVE

WITH PLAIN CAP, SAFETY VALVE, RESERVOIR ANF FLANGED FITTINGS

N.Y.A.B. PC. No.	W.A.B. PC. No.	Description
PT-1034-C	96310	Body, complete
PT-1034	96242	Body, bushed and plugged
PT-1036-C		Application piston, complete
PT-1036-E	50145	Application piston, complete (with 2nd repair rings)
PT-1039	96249	Exhaust valve
PT-1040	93946	Exhaust slide valve spring
PT-1042	94648	Application valve bushing gasket
PT-1043	94008	Pilot valve stem
PT-1045-A	94009	Pilot valve
PT-1045-B	517043	Pilot valve seal
PT-1046	94964	Graduating valve
PT-1199	501153	Application valve nut
PT-1200	501154	Application valve bushing
PT-1206	506611	Lock washer
PT-1225-C	511430	Application piston valve, complete
PT-1225	511400	Application piston valve, only
PT-1226	511401	Application piston valve seat
PT-1227	511407	Pilot valve seal
CV-138	94906	Slide valve pin
EV-256	1635	1/4 in. Pipe plug
EV-994	59071	1/8 in. Pipe plug (2 required)
QT-229	1751	Strainer
QT-926	87017	Application piston ring (1st repair) (2 required)
QT-926-S1	87018	Application piston ring (2nd repair) (2 required)
QT-926-S2	87019	Application piston ring (3rd repair) (2 required)
UV-42-S	81207	Piston ring (1st repair)
UV-42	40765	Piston ring (2nd repair)
UV-42-S1	45576	Piston ring (3rd repair)
UV-100	39574	Spring
31-RV	15890	E-6 Safety valve, complete

## RESERVOIR PORTION

N-3439		Reservoir complete, with fittings (floor mounting)
PT-328	10076	Drain plugs (2 required)
PT-829	20704	Stud and nut (4 required)
PT-1202	514177	Reservoir body (includes 2 pieces BC-93)
BC-8324	93841	3/4 in. Flanged union gasket (3 required)
BC-8359	93839	3/8 in. Flanged union gasket (2 required)
N-2712	93843	3/4 in. Flanged fitting for iron pipe
OC-174	7978	3/8 in. by 1 in. Hex. head cap screw (4 required)
SA-65	3134	1/2 in. by 1 1/4 in. Hex. head cap screw (6 required)
BC-8318	93834	3/4 in. Flanged union body (3 required)
BC-8320	93833	3/4 in. Flanged union nut (3 required)
BC-8322	93840	3/4 in. Flanged union ring (3 required)
N-2731		3/8 in. Flange union fitting complete (2 required)



**RENEWAL****parts****ANGLE, CUTOUT, AND THREE-WAY COCKS**

Manufactured by  
The New York Air Brake Company  
New York, New York

and

Westinghouse Air Brake Company  
Pittsburgh, Pa.

## CONTENTS

Device	N.Y.A.B. Pc No.	W.A.B. Pc No.	Page
Angle Cock, 1-in.	133-SC	22416	2
Angle Cock, 1 1/4-in.	N-3445	502526	2
Cutout Cock, Short Handle, 3/8-in.	117-SC	22459	3
Cutout Cock, Long Handle, 3/8-in.	N-3074	500291	3
Cutout Cock, With Vent, 3/8-in.	N-3444	501065	3
Cutout Cock, 3/8-in. by 1-in.	N-5497	519407	5
Cutout Cock, 1/2-in.	N-3077	99085	3
Cutout Cock, 3/4-in.	N-3083	99081	3
Cutout Cock, With Choke, 3/4-in.	N-3089	501074	4
Cutout Cock, 1-in.	N-3090		4
Cutout Cock, With Vent, 1-in.	87-SC	11905	4
Cutout Cock, 1 1/4-in.	N-3905	508625	5
Three-way Cock, 3/4-in. by 3/4-in. by 3/8-in.	N-3128	99086	6

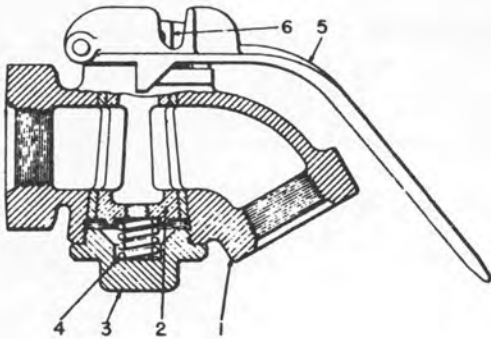
SEE INDEX Pgs 384  
FOR LOCATION & USE

When ordering renewal parts, give quantity, catalog number, description of each item required, and complete nameplate reading.  
Data subject to change without notice.

**GENERAL**  **ELECTRIC**

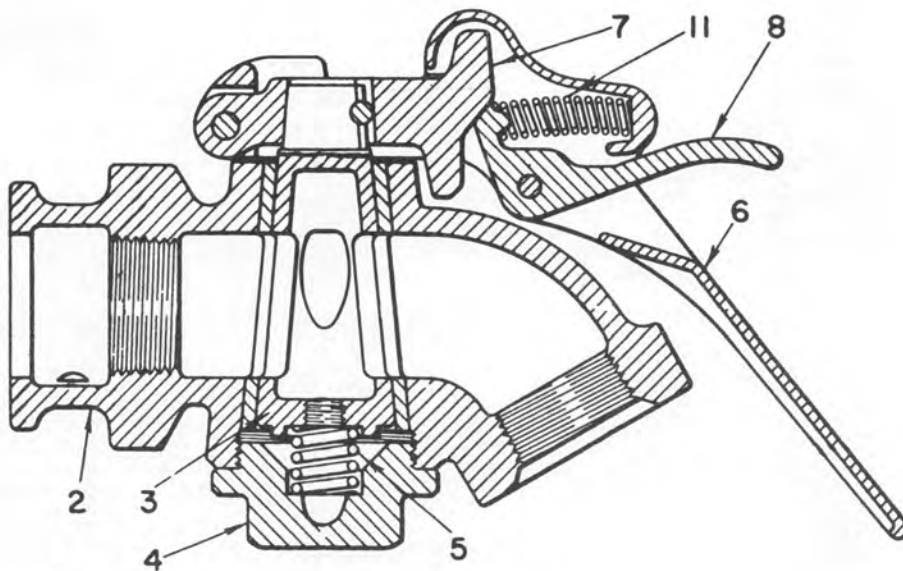
# ANGLE, CUTOUT, AND THREE-WAY COCKS

## ANGLE COCKS



Ref. No.	N.Y.A.B. Pc No.	W.A.B. Pc No.	Description
	133-SC	22416	1 INCH ANGLE COCK, SELF-LOCKING
1	SC-348	14866	Body with bushing
2	SC-349	14864	Key
3	SC-3	2140	Cap nut
4	SC-4	2098	Spring for key
5	N-1434	20128	Handle with socket
6	SC-132	20126	Socket for handle

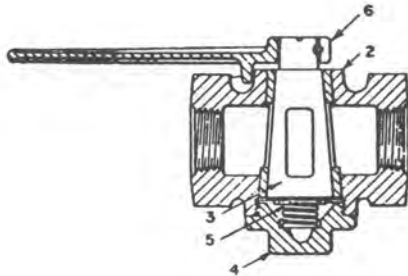
Ref. No.	N.Y.A.B. PC. No.	W.A.B. PC. No.	Description
	N-3445	502526	1 1/4 IN. DOUBLE LOCKING ANGLE COCK, COMPLETE



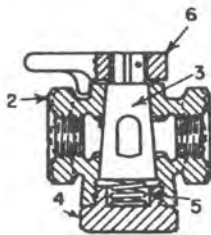
2	SC-407	84312	Body bushed
3	SC-725	501326	Key
4	SC-11	2097	Cap
5	SC-4	2098	Key spring
	N-3463	502527	Handle complete (includes 6,7,8,11, two of 9 and 10)
6	SC-752	502530	Handle
7	SC-754	502533	Handle socket
8	SC-755	502534	Latch
	SC-753	502531	Adjusting screw (2 required)
	SC-757	502532	Adjusting nut (2 required)
11	SC-756	502535	Latch spring

# ANGLE, CUTOUT, AND THREE-WAY COCKS

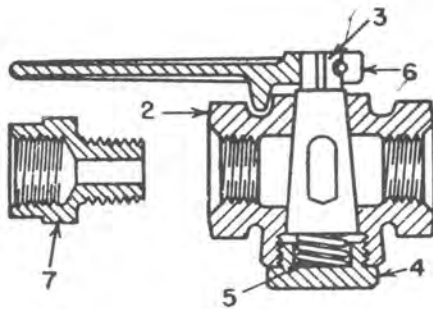
## CUTOUT COCKS



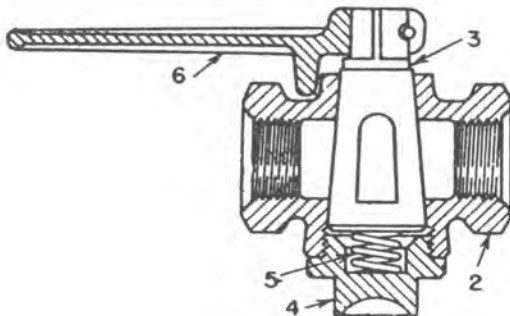
Ref. No.	N.Y.A.B. PC. No.	W.A.B. PC. No.	Description
	N-3074	500291	3/8 IN. CUT-OUT COCK, COMPLETE (WITH SPLIT TYPE HANDLE)
	N-3444	501065	3/8 IN. CUT-OUT COCK, WITH 1/8 IN. VENT, COMPLETE (WITH SPLIT TYPE HANDLE)
2	SC-328	9055	Body
2	SC-751	12258	Body (with 1/8 in. vent)
3	SC-172	9056	Key
3	SC-385	12259	Key (with 1/8 in. vent)
4	SC-451	88064	Cap
5	SC-22	2231	Spring
6	SC-662	99224	Handle



	117-SC	22459	3/8 IN. CUT-OUT COCK, WITH SHORT HANDLE, COMPLETE
2	SC-328	9055	Body
3	SC-172	9056	Key
4	SC-451	88064	Cap
5	SC-22	2231	Spring
6	SC-185	22458	Handle



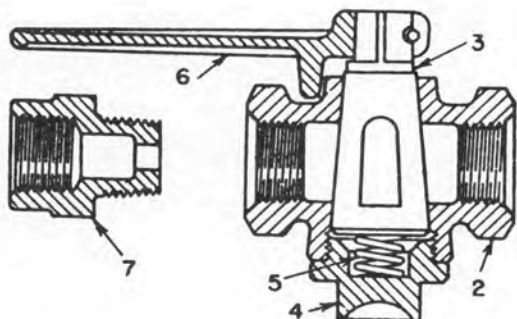
	N-3077	99085	1/2 IN. CUT-OUT COCK, COMPLETE (WITH SPLIT TYPE HANDLE)
2	SC-20	2228	Body
2	SC-420	43078	Body (with 1/8 in. vent)
3	SC-21	2229	Key
3	SC-421	43079	Key (with 1/8 in. vent)
4	SC-451	88064	Cap
5	SC-22	2231	Spring
6	SC-662	99224	Handle (split type)
6	SC-150	9035	Handle (non-split type)
7	DC-100	11645	Choke fitting



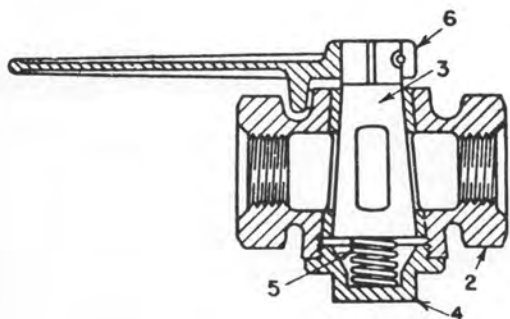
	N-3083	99081	3/4 IN. CUT-OUT COCK, COMPLETE (WITH SPLIT TYPE HANDLE)
2	SC-15	2235	Body (both ends tapped)
2	SC-15-L		Body (both ends tapped) (left body)
2	SC-402	22504	Body (one end threaded, other tapped)
3	SC-16	2236	Key
4	SC-627	94297	Cap
5	SC-17	2145	Spring
6	SC-663	99210	Handle

# ANGLE, CUTOUT, AND THREE-WAY COCKS

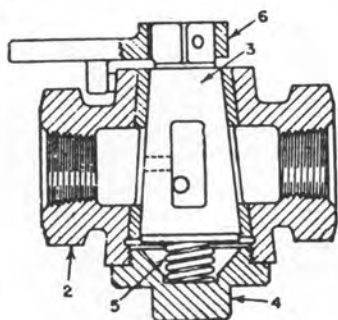
## CUTOUT COCKS



Ref. No.	N.Y.A.B. PC. No.	W.A.B. PC. No.	Description
	N-3089	501074	3/4 IN. CUT-OUT COCK, COMPLETE (WITH SPLIT TYPE HANDLE)
2	SC-15	2235	Body (both ends tapped)
2	SC-15-L		Body (both ends tapped) (left body)
2	SC-402	22504	Body (one end threaded, other tapped)
3	SC-16	2236	Key
4	SC-627	94297	Cap
5	SC-17	2145	Spring
6	SC-663	99210	Handle
7	DC-101	11644	Choke fitting



	N-3090		1 IN. CUT-OUT COCK, COMPLETE, WITH SPLIT TYPE HANDLE
2	SC-1	2136	Body, bushed
2	SC-394	57111	Body, bushed (with 1/8 in. vent)
3	SC-2	2139	Key
3	SC-395	43003	Key (with 1/8 in. vent)
4	SC-3	2140	Cap
5	SC-4	2098	Spring
6	SC-664		Handle

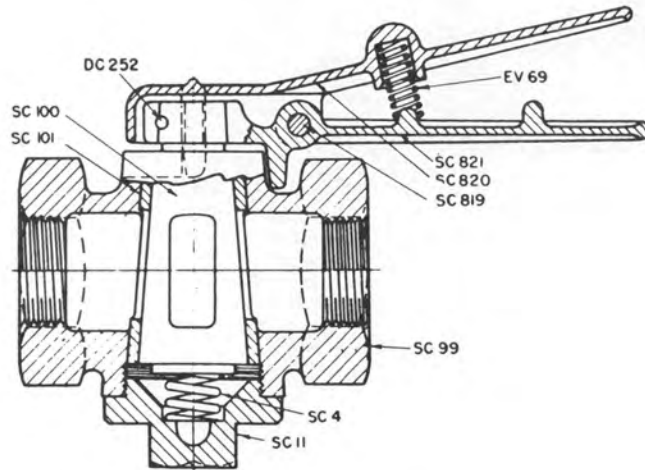


	87-SC	11905	1 IN. MAIN RESERVOIR CUT-OUT COCK WITH 1/4 IN. SIDE VENT
2	SC-255	11906	Body, bushed
2	SC-345	63316	Body, bushed (tapped for union stud)
2	SC-345	56471	Body, bushed (vent tapped)
3	SC-256	11909	Key
4	SC-11	2097	Cap
5	SC-4	2098	Spring
6	SC-258	11667	Handle

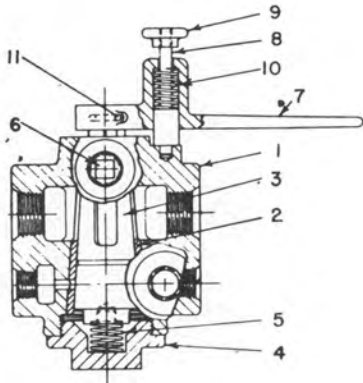
# ANGLE, CUTOUT, AND THREE-WAY COCKS

## CUTOUT COCKS

N.Y.A.B. PC. No.	W.A.B. PC. No.	Description
N-3905	508625	1 1/4 IN. CUT-OUT COCK WITH LOCKING HANDLE



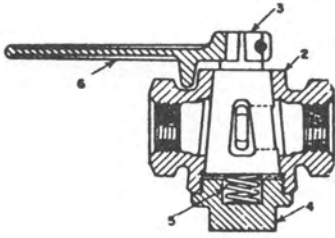
SC-4	2098	Spring
SC-11		Cap nut
SC-99	2093	Body
SC-100	2096	Key
SC-665		Rivet
SC-819		Pin
SC-820		Handle lock
SC-821		Handle
EV-69		Spring



Ref. No.	N.Y.A.B. Pc No.	W.A.B. Pc No.	Description
	N-5497	519407	CUTOUT COCK, 3/8 IN. BY 1 IN.
1	SC-1080	519398	Body with bushing
2	SC-482	66804	Bushing for body
3	SC-483	66805	Key
4	SC-484	66806	Cap nut
5	SC-4	2098	Spring for key
6	QT-53	33711	Pipe plug, 3/8 in.
7	SC-485	66807	Handle
8	SC-487	66809	Latch pin
9	SC-488	69858	Nut for latch pin
10	SC-4	2098	Spring for latch pin
11	SC-35	14421	Pin for handle

# ANGLE, CUTOUT, AND THREE-WAY COCKS

## THREE-WAY COCK



Ref. No.	N.Y.A.B. PC. No.	W.A.B. PC. No.	Description
	N-3128	99086	3/4 IN. BY 3/4 IN. BY 3/8 IN. THREE-WAY COCK, COMPLETE (WITH SPLIT TYPE HANDLE)
2	SC-438	72282	Body
3	SC-439	84747	Key
4	SC-440	43061	Cap
5	SC-17	2145	Spring
6	SC-689	99199	Handle

## ANGLE, CUTOUT, AND THREE-WAY COCKS

### INDEX OF NEW YORK AIR BRAKE COMPANY PIECE NUMBERS

Pc No.	Page	Pc.No.	Page	Pc No.	Page	Pc No.	Page
DC-100-----	3	SC-11-----	2,4,5	SC-345-----	4	SC-627-----	3,4
DC-101-----	4	SC-15-----	3,4	SC-348-----	2	SC-662-----	3
EV-69-----	5	SC-15-L----	3,4	SC-349-----	2	SC-663-----	3,4
N-1434-----	2	SC-16-----	3,4	SC-385-----	3	SC-664-----	4
N-3074-----	1,3	SC-17-----	3,4,6	SC-394-----	4	SC-665-----	5
N-3077-----	1,3	SC-20-----	3	SC-395-----	4	SC-689-----	6
N-3083-----	1,3	SC-21-----	3	SC-402-----	3,4	SC-725-----	2
N-3089-----	1,4	SC-22-----	3	SC-407-----	2	SC-751-----	3
N-3090-----	1,4	SC-35-----	5	SC-420-----	3	SC-752	
N-3128-----	1,6	SC-99-----	3	SC-421-----	3	to	
N-3444-----	1,3	SC-100-----	5	SC-438-----	6	SC-757-----	2
N-3445-----	1,2	SC-132-----	2	SC-439-----	6	SC-819-----	5
N-3463-----	2	SC-150-----	3	SC-440-----	6	SC-820-----	5
N-3905-----	1,5	SC-172-----	3	SC-451-----	3	SC-821-----	5
N-5497-----	1,5	SC-185-----	3	SC-482		SC-1080-----	5
QT-53-----	5	SC-255-----	4	to		87-SC-----	1,4
SC-1-----	4	SC-256-----	4	SC-485-----	5	117-SC-----	1,3
SC-2-----	4	SC-258-----	4	SC-487-----	5	133-SC-----	1,2
SC-3-----	2,4	SC-328-----	3	SC-488-----	5		
SC-4-----	2,4,5						

### INDEX OF WESTINGHOUSE AIR BRAKE COMPANY PIECE NUMBERS

Pc No.	Page	Pc No.	Page	Pc No.	Page	Pc No.	Page
2093-----	5	11667-----	4	43061-----	6	99085-----	1,3
2096-----	5	11905-----	1,4	43078-----	3	99086-----	1,6
2097-----	2,4	11906-----	4	43079-----	3	99199-----	6
2098-----	2,4,5	11909-----	4	56471-----	4	99210-----	3,4
2136-----	4	12258-----	3	57111-----	4	99224-----	3
2139-----	4	12259-----	3	63316-----	4	500291-----	1,3
2140-----	2,4	14421-----	5	66804		501065-----	1,3
2145-----	3,4,6	14864-----	2	to		501074-----	1,4
2228-----	3	14866-----	2	66807-----	5	501326-----	2
2229-----	3	20126-----	2	66809-----	5	502526-----	1,4
2231-----	3	20128-----	2	69858-----	5	502527-----	2
2235-----	3,4	22416-----	1,2	72282-----	6	502530	
2236-----	3,4	22458-----	3	84312-----	2	to	
9035-----	3	22459-----	1,3	84747-----	6	502535-----	2
9055-----	3	22504-----	3,4	88064-----	3	508625-----	1,5
9056-----	3	33711-----	5	94297-----	3,4	519398-----	5
11644-----	4	43003-----	4	99081-----	1,3	519407-----	1,5
11645-----	3						

LOCOMOTIVE AND CAR EQUIPMENT DEPARTMENT

**GENERAL**  **ELECTRIC**

ERIE, PA.



GENERAL ELECTRIC

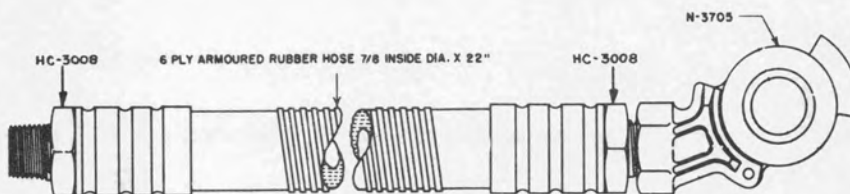
HOSE AND HOSE COUPLINGS

Manufactured by  
The New York Air Brake Company  
New York, New York

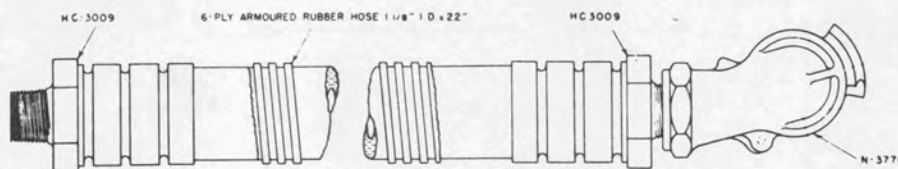
and

Westinghouse Air Brake Company  
Pittsburgh, Pa.

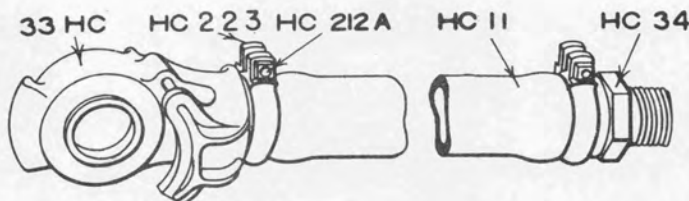
N.Y.A.B. PC No.	W.A.B. PC No.	Description
R-5538	521604	7/8 IN. BY 22 IN. ARMORED HOSE WITH ES-3 COUPLING AND 3/4 IN. NIPPLE



R-5539	526162	1 1/8 IN. BY 22 IN. ARMORED HOSE WITH LS-4 COUPLING AND 1 IN. NIPPLE
--------	--------	--



65-HC	46369	1 1/8 IN. BY 22 IN. HOSE WITH LP-4 COUPLING AND 1 IN. NIPPLE
-------	-------	--



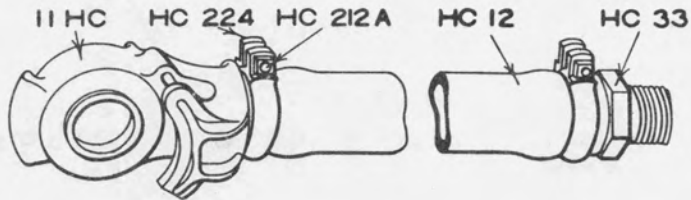
**GENERAL ELECTRIC**

HOSE AND HOSE COUPLINGS

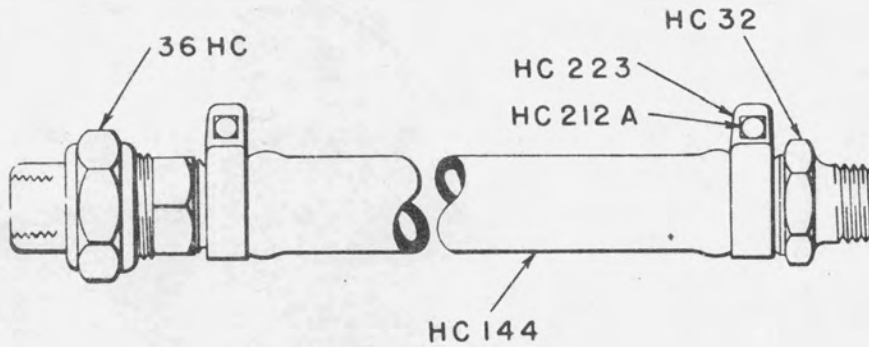
GEG-4300

N.Y.A.B. PC. No.	W.A.B. PC. No.	Description
N-1727	87101	1 3/8 IN. BY 22 IN. HOSE WITH FP-5 COUPLING AND 1 1/4 IN. NIPPLE

6/77 - N-9385



N-2104	56715	1 1/8 IN. BY 30 IN. HOSE WITH 3/4 IN. THREADED AND UNION NIPPLES
--------	-------	--

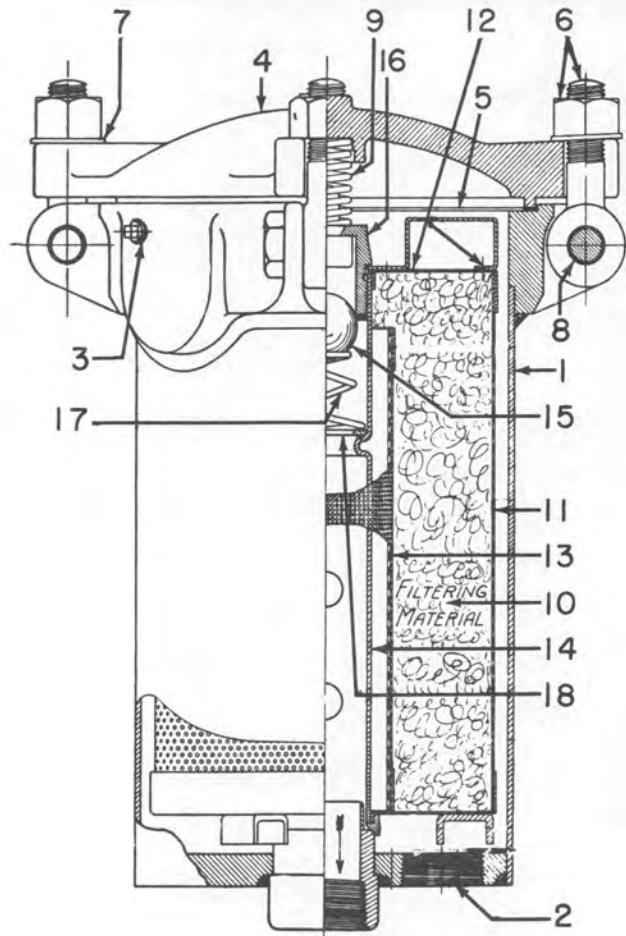


# RENEWAL PARTS



## FIG. 1280A OIL FILTER

Wm. W. Nugent and Company, Inc.



(NEG. A109490)

Ref. No.	No. Req'd. for Filter Size			†Vendor's Part No.	Description
	4L	4R	4S		
1	1	-	-	1280CV-4L	Shell for filter
1	-	1	-	1280CV-4R	Shell for filter
1	-	-	1	1280CV-4S	Shell for filter
2	1	1	1	1116BAC	Drain plug for shell, 1/2 in. I. P. S.

† Wm. W. Nugent and Company, Inc. Orders for parts should specify both size and serial number of filter.

When ordering renewal parts, give quantity, catalog number, description of each item required, and complete nameplate reading.

# GENERAL ELECTRIC

## FIG. 1280A OIL FILTER

Ref. No.	No. Req'd. for Filter Size			†Vendor's Part No.	Description
	4L	4R	4S		
3	1	1	1	1116ZB	Vent plug for shell, 1/4 in. I.P.S.
4	1	1	1	1116GO	Cover for filter
5	1	1	1	1116E	Gasket for cover
6	4	4	4	1116GZ	Eyebolt with nut, for cover
7	4	4	4	1116AV	Washer for nut
8	4	4	4	1116BAU	Hinge pin for eyebolt
9	1	1	1	1116FF	Shock spring (under cover)
10	1	-	-	1280F-4L	Repackable cotton recharge
10	-	1	-	1280F-4R	Repackable cotton recharge
10	-	-	1	1280F-4S	Repackable cotton recharge
11	1	-	-	1280C-4L	Cage for filtering unit
11	-	1	-	1280C-4R	Cage for filtering unit
11	-	-	1	1280C-4S	Cage for filtering unit
12	1	1	1	1280E	Cover for filtering cage
13	1	-	-	1280D-4L	Strainer tube
13	-	1	-	1280D-4R	Strainer tube
13	-	-	1	1280D-4S	Strainer tube
14	1	1	1	1280K	Center outlet tube
15	1	1	1	1116EB	Relief ball
16	1	1	1	1280H	Seat for relief ball
17	1	1	1	1280P	Relief spring
18	1	1	1	1280W	Washer for relief spring
	1	1	1	1280AY	∅By-pass plug
	1	1	1	1280BT	"Throw-away" recharge

† Wm. W. Nugent and Company, Inc. Orders for parts should specify both size and serial number of filter.  
 ∅ By-pass plug, Part No. 1280AY, is used in place of Ref. Nos. 15 to 18, incl., on filters NOT equipped with by-pass relief valves.

LOCOMOTIVE AND CAR EQUIPMENT DEPARTMENT

GENERAL  ELECTRIC

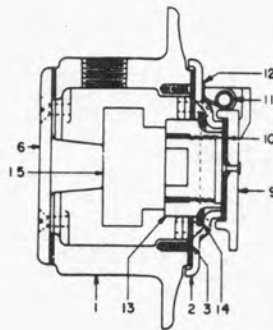
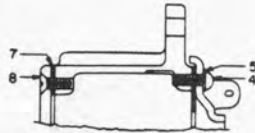
ERIE, PA.

# RENEWAL PARTS

## SCREW SOCKET RECEPTACLE

Type Numbers  
**MRFA - 1      MRFHA - 1**

Manufactured by Pyle-National Company  
1334 North Kostner Avenue, Chicago 51, Illinois



Ref. No.	No. Req. for Type		Cat.No.	Description
	MRFA-1	MRFHA-1		
1	1	1	MRF-1-A	Base (1/2 in.)
2	1		MR-14	Housing
2		1	MR-17	Housing
3	1		MR-4	Gasket between base and housing
3		1	MR-23	Gasket between base and housing
4	4	4	-----	Screw fastening housing to base (10-24, 5/8 in. round head, brass)
5	4	4	-----	Lock washer (No. 10)
6	1	1	MR-13	Back cover for base
7	1	1	MR-15	Gasket between back cover and base
8	4	4	-----	Screw fastening back cover to base (10-24, 9/16 in. flat head, brass)
9	1		MR-3	Front cover, for housing
9		1	MR-18	Front cover, for housing
10	1		MR-5	Gasket for cover
11	1	1	MR-7	Hinge pin for cover
12	1	1	MR-6	Spring for hinge pin and cover
13	1		MR-8	Insulation ring
14	1		MR-16	Gasket between insulation ring and housing
15	1		LCL-4-W	Receptacle for base
15		1	LCL-4	Receptacle for base

When ordering renewal parts, give quantity, catalog number, description of each item required, and complete nameplate reading.



# GENERAL ELECTRIC APPARATUS SALES OFFICES

READY TO ASSIST YOU . . . When You Have Electrical Problems . . . Need Further Information . . . Require Ordering Instructions

Abilene, Texas . . . . .	442 Cedar St.	Fergus Falls, Minn. . . . .	P.O. Box 197	New York 22, N. Y. . . . .	570 Lexington Ave.
Akron 13, Ohio . . . . .	P.O. Box 5278		Rm. 4, Norby Bldg.	Niagara Falls, N. Y. . . . .	P.O. Box 715, 44 Falls St.
	665 West Market St.	Flint 2, Mich. . . . .	653 S. Saginaw St.	Oakland 12, Calif. . . . .	409 Thirteenth St.
Albany 3, N. Y. . . . .	8 Colvin Ave.	Fort Wayne 6, Ind. . . . .	3606 So. Calhoun St.	Oak Ridge, Tenn. . . . .	253 Main St., E.
Albuquerque, N. Mex. . . . .	323 Third St., S.W.	Fort Worth 2, Tex. . . . .	408 W. Seventh St.	Oklahoma City 2, Okla. . . . .	119 N. Robinson St.
Alexandria, La. . . . .	720 Murray St.	Fresno 1, Calif. . . . .	407 Patterson Bldg.	Omaha 2, Nebr. . . . .	409 S. Seventeenth St.
Allentown, Pa. . . . .	732 North 16th St.		Tulare and Fulton St.	Orlando, Fla. . . . .	104 E. Gore Ave.
Amarillo, Texas . . . . .	Amarillo Bldg., 303 Polk St.	Grand Rapids 2, Mich. . . . .	425 Cherry St., S.E.	Pasco, Wash. . . . .	P.O. Box 971, 824 W. Lewis St.
Appleton, Wisc. . . . .	510 W. College Ave.	Greensboro, N. C. . . . .	P.O. Box 1162	Peoria, Ill. . . . .	2008 N.E. Perry Ave.
Atlanta 2, Ga. . . . .	1860 Peachtree Rd., N.W.		301 S. Elm St.	Philadelphia 2, Pa. . . . .	3 Penn Center Plaza
Augusta, Maine . . . . .	152 State St.	Greenville, S. C. . . . .	P.O. Box 1408	Phoenix, Ariz. . . . .	P.O. Box 4037, 220 Luhrs Tower
Baltimore 1, Md. . . . .	111 Park Ave.		108 W. Washington St.	Pittsburgh 22, Pa. . . . .	The Oliver Bldg., Mellon Sq.
Bangor, Maine . . . . .	P.O. Box 778, 77 Central St.	Gulfport, Miss. . . . .	207 Jo-Fran Bldg.	Portland 7, Ore. . . . .	P.O. Box 909
Baton Rouge 6, La. . . . .	3170 Florida Blvd.	Hagerstown, Md. . . . .	P.O. Box 477		2929 N.W. 29th Ave.
Battle Creek, Mich. . . . .	607 Security Nat'l Bank Bldg.		1095 Jefferson Blvd.	Providence 3, R. I. . . . .	Industrial Nat'l Bank Bldg.
Beaumont, Texas . . . . .	P.O. Box 2870	Hartford 5, Conn. . . . .	764 Asylum Ave.	Raleigh, N. C. . . . .	P.O. Box 2507, 16 W. Martin St.
	1385 Calder Ave.	Houston 27, Texas . . . . .	P.O. Box 22045	Reading, Pa. . . . .	31 N. Sixth St.
Billings, Mont. . . . .	Rm. 816, 303 No. Broadway		4219 Richmond Ave.	Richmond 17, Va. . . . .	P.O. Box 2188
Binghamton, N. Y. . . . .	P.O. Box 391	Indianapolis 8, Ind. . . . .	3750 N. Meridian St.		700 E. Franklin St.
	19 Chenango St.	Jackson, Mich. . . . .	120 W. Michigan Ave.	Roanoke 5, Va. . . . .	P.O. Box 871
Birmingham 2, Ala. . . . .	P.O. Box 2602	Jackson 1, Miss. . . . .	203 W. Capitol St.		920 S. Jefferson St.
	1804 Seventh Ave., N.	Jacksonville 6, Fla. . . . .	Station G—Box 48	Rochester 4, N. Y. . . . .	89 E. Ave.
Bismarck, N. Dak. . . . .	418 Rosser Ave.		1901 Hill St.	Rockford, Ill. . . . .	4223 East State St.
Bluefield, W. Va. . . . .	P.O. Box 980	Johnstown, Pa. . . . .	841 Oak St.	Rutland, Vt. . . . .	38 1/2 Center St.
	704 Bland St., Appalachian Bldg.	Joplin, Mo. . . . .	P.O. Box 948	Sacramento 14, Calif. . . . .	626 Forum Bldg.
Boise, Idaho . . . . .	1524 Idaho St.		220 1/2 W. Fourth St.	Saginaw, Mich. . . . .	Second National Bank Bldg.
Boston 1, Mass. . . . .	140 Federal St.	Kalamazoo, Mich. . . . .	P.O. Box 2004	St. Louis 1, Mo. . . . .	818 Olive St.
Buffalo 2, N. Y. . . . .	625 Delaware Ave.		927 South Burdick St.	Salt Lake City 10, Utah . . . . .	P.O. Box 779
Butte, Mont. . . . .	P.O. Box 836, 103 N. Wyoming St.	Kansas City 5, Mo. . . . .	106 W. Fourteenth St.		200 S. Main St.
Canton 4, Ohio . . . . .	1226 Market Ave., N.	Kingsport, Tenn. . . . .	P.O. Box 536, 322 Commerce St.	San Antonio 5, Texas . . . . .	434 So. Main Ave.
Cedar Rapids, Iowa . . . . .	210 Second St., S.E.	Knoxville 16, Tenn. . . . .	1301 Hannah Ave., N.W.	San Bernardino—Rialto, Calif. . . . .	P.O. Box 127
Charleston 28, W. Va. . . . .	P.O. Box 2313	Lake Charles, La. . . . .	P.O. Box 5212		337 N. Riverside Ave.
	306 MacCorkle Ave., S.E.		422 Seventh St.	San Diego 1, Calif. . . . .	P.O. Box 1222
Charlotte 1, N. C. . . . .	P.O. Box 1285	Lansing 8, Mich. . . . .	814 Michigan National Tower		1240 Seventh Ave.
	112 S. Tryon St.	Las Vegas, Nev. . . . .	Postal Annex Box 4156	San Francisco 6, Calif. . . . .	235 Montgomery St.
Chattanooga 2, Tenn. . . . .	832 Georgia Ave.	Lexington, Ky. . . . .	628 E. Main St.	Savannah, Ga. . . . .	40 East Bay St.
Chicago 80, Ill. . . . .	840 S. Canal St.	Little Rock, Ark. . . . .	103 W. Capitol Ave.	Seattle 11, Wash. . . . .	P.O. Box 1207
Cincinnati 6, Ohio . . . . .	2621 Victory Pkwy.	Los Angeles 54, Calif. . . . .	212 N. Vignes St.		710 Second Ave.
Cleveland 4, Ohio . . . . .	4966 Woodland Ave.		Mar. & Def	Seattle 4, Wash., Mar. & Def.,	550 W. Idaho St.
Columbia, S. C. . . . .	P.O. Box 1434, 1310 Lady St.	Los Angeles 5, Calif. . . . .	3325 Wilshire Blvd.	Shreveport, La. . . . .	206 Beck Bldg.
Columbus 15, Ohio . . . . .	395 East Broad St.	Louisville 2, Ky. . . . .	1216 Starks Bldg.	South Bend 1, Ind. . . . .	610 N. Michigan St.
Corpus Christi, Texas . . . . .	205 N. Chaparral	Lubbock, Texas . . . . .	P.O. Box 1464	Spokane 4, Wash. . . . .	S. 162 Post St.
Dallas 22, Texas . . . . .	P.O. Box 5821		3302 Avenue "A"	Springfield, Ill. . . . .	607 E. Adams St.
	8101 Stemmons Freeway	Macon, Ga. . . . .	P.O. Box 1506, 682 Cherry St.	Springfield 5, Mass. . . . .	120 Maple St.
Davenport—Bettendorf, Iowa . . . . .	P.O. Box 26	Manchester, N. H. . . . .	1662 Elm St.	Stockton, Calif. . . . .	2525 Pacific Ave.
	1039 State St.	Medford, Ore. . . . .	P.O. Box 1349, 107 E. Main St.	Syracuse 1, N. Y. . . . .	P.O. Box 1021, 3532 James St.
Dayton 2, Ohio . . . . .	11 W. Monument Bldg.	Memphis 4, Tenn. . . . .	P.O. Box 8367	Tampa 1, Fla. . . . .	P.O. Box 2409, 1206-North A St.
Denver 1, Colo. . . . .	P.O. Box 2331		19 South Cleveland	Toledo 4, Ohio . . . . .	420 Madison Ave.
	201 University Blvd.	Miami 32, Fla. . . . .	25 S.E. Second Ave.	Trenton 8, N. J. . . . .	214 E. Hanover St.
Des Moines 12, Iowa . . . . .	2116 W. Grand Ave.	Midwest City, Okla. . . . .	P.O. Box 5867	Tucson, Ariz. . . . .	P.O. Box 710, 650 N. Sixth Ave.
Detroit 2, Mich. . . . .	700 Antoinette St.		Mar. & Def., 207 Post Office Bldg.	Tulsa 3, Okla. . . . .	320 S. Boston Ave.
Duluth 2, Minn. . . . .	14 W. Superior St.	Milwaukee 3, Wisc. . . . .	940 W. St. Paul Ave.	Utica 2, N. Y. . . . .	258 Genesee St.
Elmira, N. Y. . . . .	Main & Woodlawn Aves.	Minneapolis 3, Minn. . . . .	12 S. Sixth St.	Washington 5, D. C. . . . .	777—14th St., N.W.
El Paso, Texas . . . . .	215 No. Stanton	Mobile, Ala. . . . .	704 Government St.	Wheeling, W. Va. . . . .	40 Fourteenth St.
Erie 2, Pa. . . . .	1001 State St.	Nashville 3, Tenn. . . . .	1717 W. End Building	Wichita 2, Kan. . . . .	200 E. First St.
Eugene, Ore. . . . .	P.O. Box 352, 1170 Pearl St.	Newark 2, N. J. . . . .	520 Broad St.	Worcester 5, Mass. . . . .	288 Grove St.
Evansville 5, Ind. . . . .	P.O. Box 157	New Haven 6, Conn. . . . .	129 Church St.	York, Pa. . . . .	56 N. Harrison St.
	312 N.W. Seventh St.	New Orleans 12, La. . . . .	837 Gravier St.	Youngstown 7, Ohio . . . . .	272 E. Indianola Ave.
Fairmont, W. Va. . . . .	P.O. Box 1626	Newport News, Va. . . . .	P.O. Box 1038		
	310 Jacobs Bldg.		311 Main St., Warwick, Va.		

Hawaii: American Factors, Ltd., P.O. Box 3230, Honolulu 1

Canada: Canadian General Electric Company, Ltd., Toronto

## GENERAL ELECTRIC SERVICE SHOPS

WHEN YOU NEED SERVICE . . . These G-E service shops will repair, recondition, and rebuild your electric apparatus. The facilities are available day and night, seven days a week, for work in the shops or on your premises. Latest factory methods and genuine G-E renewal

parts are used to maintain peak performance of your equipment. For full information about these services, contact your nearest service shop or sales office.

\* Denotes Aircraft Service Shops

Albany, N. Y. . . . .	1097 Central Ave.	Dallas, Texas . . . . .	3202 Manor Way	Oakland, Calif. . . . .	3400 Wood St.
Allentown, Pa. . . . .	668 E. Highland St.	Davenport, Iowa . . . . .	P.O. Box 630	*Ontario, Calif. . . . .	Ont. Int'l Airport
Appleton, Wisc. . . . .	Midway Industrial Area, County Trunk (P), P.O. Box 83		1039 State St.	Philadelphia 24, Pa. . . . .	1040 E. Erie Ave.
Atlanta—Chamblee, Ga. . . . .	5035 Peachtree Indus. Blvd.	Denver, Colo. . . . .	3353 Larimer St.	Pittsburgh 6, Pa. . . . .	6519 Penn Ave.
*Arkansas City, Kan. . . . .	P.O. Box 526	Detroit 2, Mich. . . . .	5950 Third Ave.	Plantsville, Conn. . . . .	370 Atwater St.
Baltimore 30, Md. . . . .	920 E. Fort Ave.	Fl. Wayne, Ind. . . . .	606 W. Superior St.	Portland 10, Ore. . . . .	2727 N.W. 29th Ave.
Birmingham, Ala. . . . .	7-18th St., S.W.	Hialeah, Fla. . . . .	1062 E. 28th St.	Richmond 24, Va. . . . .	1403 Ingram Ave.
Boston—Medford 55, Mass. . . . .	3960 Mystic Valley Pkwy.	Houston 20, Texas . . . . .	5534 Harvey Wilson Dr.	Roanoke 7, Va. . . . .	115 Albermarle Ave., S.E.
	318 Urban St.	Indianapolis 22, Ind. . . . .	1740 W. Vermont St.	Sacramento, Calif. . . . .	99 N. 17th St.
Buffalo 11, N. Y. . . . .	306 MacCorkle Ave., S.E.	Johnstown, Pa. . . . .	841 Oak St.	St. Louis 10, Mo. . . . .	1115 East Rd.
Charleston 28, W. Va. . . . .	2328 Thrift Rd.	Kansas City 20, Mo. . . . .	3525 Gardner Ave.	Salt Lake City 4, Utah . . . . .	301 S. Seventh W. St.
Chicago 32, Ill. . . . .	4360 W. 47th St.	Los Angeles 1, Calif. . . . .	6900 Stanford Dr.	San Francisco 3, Calif. . . . .	1098 Harrison St.
Cincinnati 2, Ohio . . . . .	444 W. Third St.	Louisville 9, Ky. . . . .	3900 Crittenden Dr.	Seattle 4, Wash. . . . .	3422 First Ave., S.
*Cincinnati 3, Ohio . . . . .	260 W. Mitchell Ave.	Midland, Texas . . . . .	3404 Bankhead Hwy.	*Seattle 8, Wash. . . . .	220 Dawson St.
Cleveland 4, Ohio . . . . .	4966 Woodland Ave.	Milwaukee 3, Wisc. . . . .	940 W. St. Paul Ave.	Spokane 3, Wash. . . . .	S. 155 Sherman St.
Columbus 23, Ohio . . . . .	2128 Eakin Rd.	Minneapolis 12, Minn. . . . .	2025 49th Ave., N.	Tampa 1, Fla. . . . .	P.O. Box 1245
Corpus Christi, Texas . . . . .	115 Busse St.	New Orleans, La. . . . .	2815 N. Robertson St.	Toledo 4, Ohio . . . . .	405 Dearborn Ave.
		New York—N. Bergen, N. J. . . . .	6001 Tonnelle Ave.	York, Pa. . . . .	54 N. Harrison St.
		*New York—Linden, N. J. . . . .	1611 W. Elizabeth Ave.	Youngstown 7, Ohio . . . . .	272 E. Indianola Ave.

LOCOMOTIVE AND CAR EQUIPMENT DEPARTMENT, GENERAL ELECTRIC COMPANY, ERIE, PA.